

LORE

LOUNGE

Price List Effective January 2024



SOURCE

# LORE

## How to Build a Lore Lounge Number

2201 - LA - SQ - SCR



## Features

Two arm heights available, Low at 23" and High at 29"

Two metal leg style options, 1.25" square or round

Metal leg finish options include eight standard powder coat options and eight premium powder coat colors

Standard Glides are adjustable plastic glides with black or chrome trim

Greenguard Certified

Meets ANSI/BIFMA Standards

Lifetime Limited Warranty

## Option Pricing

	Standard Powder Coat Finish Options - Specify Finish Option From Above	N/C
	Premium Powder Coat Finish Options - Specify Finish Option From Above	N/C
PPC	Premium Powder Coat Finish Upcharge - Net Charge Per Color Per Order	\$200 NET
F1	CAL 133 Compliance, Chair/Bench	\$130
F2	CAL 133 Compliance, Two Seater, Corner	\$175
F3	CAL 133 Compliance, Triple/Three Seat Sofa	\$235
FG	Felt Glides	\$20
GD	Ganging Connector (Set) - Field Installed Ganger	\$25

**Dimensions**

<b>2201 Club Chair</b>		<b>2202 Two Seat Sofa</b>		<b>2203 Three seat Sofa</b>	
Seat	26"W x 21.5"D x 17"H	Seat	52"W x 21.5"D x 17"H	Seat	78"W x 21.5"D x 17"H
Back	26"W x 12.5"H	Back	52"W x 12.25"H	Back	78"W x 12.5"H
Overall Size	33"W x 29"D x 29"H	Overall Size	59"W x 29"D x 29"H	Overall Size	85"W x 29"D x 29"H
COM	3.75 yds - Low Arm 4.25 yds - High Arm	COM	5.75 yds - Low Arm 6.5 yds - High Arm	COM	8 yds - Low Arm 8.5 yds - High Arm
COL	68 sqft - Low Arm 77 sqft - High Arm	COL	103.5 sqft - Low Arm 117 sqft - High Arm	COL	144 sqft - Low Arm 153 sqft - High Arm
<b>2301 Armless Chair</b>		<b>2302 Armless Two Seat Sofa</b>		<b>2303 Armless Three Seat Sofa</b>	
Seat	26"W x 21.5"D x 17"H	Seat	52"W x 21.5"D x 17"H	Seat	78"W x 21.5"D x 17"H
Back	26"W x 12.5"H	Back	52"W x 12.25"H	Back	78"W x 12.5"H
Overall Size	26"W x 29"D x 29"H	Overall Size	52"W x 29"D x 29"H	Overall Size	78"W x 29"D x 29"H
COM	2.5 yds	COM	4 yds	COM	5.75 yds
COL	45 sqft	COL	72 sqft	COL	104 sqft
<b>2401 Single Seat Bench</b>		<b>2402 Two Seat Bench</b>		<b>2403 Three Seat Bench</b>	
Overall Size	26"W x 29"D x 17"H	Overall Size	52"W x 29"D x 17"H	Overall Size	78"W x 29"D x 17"H
COM	1.75 yds	COM	3.25 yds	COM	4.25 yds
COL	32 sqft	COL	59 sqft	COL	77 sqft
<b>2501 Right Arm or 2502 Left Arm End</b>		<b>2601 Right Arm or 2602 Left Arm Two Seat Chaise</b>		<b>2701 Right Arm or 2702 Left Arm Three Seat Chaise</b>	
Seat	26"W x 21.5"D x 17"H	Seat	52"W x 21.5"D x 17"H	Seat	78"W x 21.5"D x 17"H
Back	26"W x 12.5"H	Back	52"W x 12.25"H	Back	78"W x 12.5"H
Overall Size	29.5"W x 29"D x 29"H	Overall Size	55.5"W x 29"D x 29"H	Overall Size	81.5"W x 29"D x 29"H
COM	3.25 yds - Low Arm 3.25 yds - High Arm	COM	5.75 yds - Low Arm 6 yds - High Arm	COM	7.75 yds - Low Arm 8 yds - High Arm
COL	54 sqft - Low Arm 59 sqft - High Arm	COL	103.5 sqft - Low Arm 108 sqft - High Arm	COL	140 sqft - Low Arm 144 sqft - High Arm

**Upholstery and Planning Notes**

CAD 2D, 3D, Revit and CET symbols available on website

Source International will cut randomly off the bolt with our best layout discretion as standard procedure

For patterns, please let us know if a specific pattern layout is desired or if you want pattern matching in any way

Additional fabric may be required and costs will need to be specifically quoted for your project

Fabrics in our graded in program are not automatically approved for all products

To submit fabrics for approval, please note the products they will be used on and send to:

Customer Relations/Fabric Approval

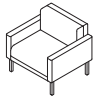
Source International

17 Gilmore Drive

Sutton, MA 01590

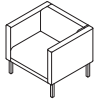
# LORE

COM/Grade A Grade B Grade C Grade D Grade E Grade F Grade G Grade H Leather COL

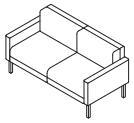


## Club Chair

2201-LA	Low Arms	2680	2820	3035	3115	3280	3645	3960	4285	5075	3010
---------	----------	------	------	------	------	------	------	------	------	------	------

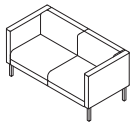


2201-HA	High Arms	2825	2970	3210	3295	3465	3845	4180	4520	5360	3170
---------	-----------	------	------	------	------	------	------	------	------	------	------

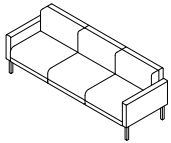


## Two Seat Sofa

2202-LA	Low Arms	3565	3755	3990	4205	4430	4715	4955	5225	5445	5685
---------	----------	------	------	------	------	------	------	------	------	------	------

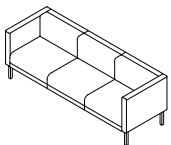


2202-HA	High Arms	3710	3910	4160	4380	4620	4910	5170	5440	5680	5915
---------	-----------	------	------	------	------	------	------	------	------	------	------

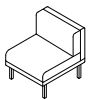


## Three Seat Sofa

2203-LA	Low Arms	5375	5670	6120	6295	6625	7355	8025	8690	10320	6060
---------	----------	------	------	------	------	------	------	------	------	-------	------

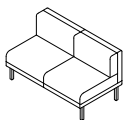


2203-HA	High Arms	5515	5810	6270	6445	6790	7545	8230	8910	10585	6205
---------	-----------	------	------	------	------	------	------	------	------	-------	------



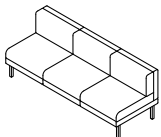
## Armless Chair

2301		2000	2105	2270	2330	2450	2720	2955	3205	3790	2245
------	--	------	------	------	------	------	------	------	------	------	------



## Armless Two Seat Sofa

2302		2875	3030	3260	3355	3530	3910	4255	4615	5455	3230
------	--	------	------	------	------	------	------	------	------	------	------



## Armless Three Seat Sofa

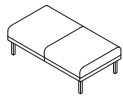
2303		4655	4910	5295	5450	5735	6370	6945	7525	8930	5240
------	--	------	------	------	------	------	------	------	------	------	------

COM/Grade A Grade B Grade C Grade D Grade E Grade F Grade G Grade H Leather COL



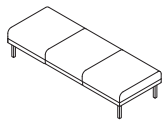
Single Seat Bench

2401		1440	1515	1630	1675	1760	1955	2125	2305	2725	1610
------	--	------	------	------	------	------	------	------	------	------	------



Two Seat Bench

2402		2105	2215	2390	2460	2590	2870	3140	3390	4025	2365
------	--	------	------	------	------	------	------	------	------	------	------



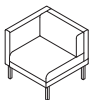
Three Seat Bench

2403		3105	3275	3530	3635	3820	4240	4630	5015	5950	3495
------	--	------	------	------	------	------	------	------	------	------	------



Right Arm End Unit

2501-LA	Low Arms	2355	2480	2665	2740	2890	3205	3485	3775	4465	2640
---------	----------	------	------	------	------	------	------	------	------	------	------

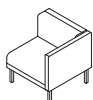


2501-HA	High Arms	2420	2545	2740	2820	2960	3285	3575	3875	4585	2720
---------	-----------	------	------	------	------	------	------	------	------	------	------



Left Arm End Unit

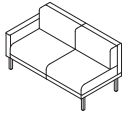
2502-LA	Low Arms	2355	2480	2665	2740	2890	3205	3485	3775	4465	2640
---------	----------	------	------	------	------	------	------	------	------	------	------



2502-HA	High Arms	2420	2545	2740	2820	2960	3285	3575	3875	4585	2720
---------	-----------	------	------	------	------	------	------	------	------	------	------

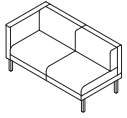
# LORE

COM/Grade A Grade B Grade C Grade D Grade E Grade F Grade G Grade H Leather COL

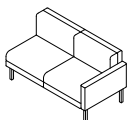


Right Arm Two Seat Chaise

2601-LA	Low Arms	3240	3420	3670	3780	3970	4405	4795	5185	6145	3640
---------	----------	------	------	------	------	------	------	------	------	------	------

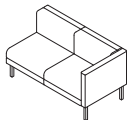


2601-HA	High Arms	3325	3500	3770	3880	4080	4515	4920	5325	6305	3730
---------	-----------	------	------	------	------	------	------	------	------	------	------

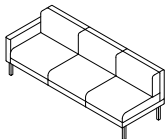


Left Arm Two Seat Chaise

2602-LA	Low Arms	3240	3420	3670	3780	3970	4405	4795	5185	6145	3640
---------	----------	------	------	------	------	------	------	------	------	------	------

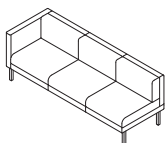


2602-HA	High Arms	3325	3500	3770	3880	4080	4515	4920	5325	6305	3730
---------	-----------	------	------	------	------	------	------	------	------	------	------

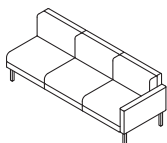


Right Arm Three Seat Chaise

2701-LA	Low Arms	5000	5270	5685	5845	6150	6835	7455	8070	9590	5630
---------	----------	------	------	------	------	------	------	------	------	------	------

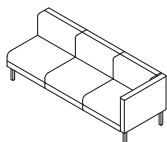


2701-HA	High Arms	5080	5355	5775	5945	6255	6945	7575	8200	9750	5715
---------	-----------	------	------	------	------	------	------	------	------	------	------



Left Arm Three Seat Chaise

2702-LA	Low Arms	5000	5270	5685	5845	6150	6835	7455	8070	9590	5630
---------	----------	------	------	------	------	------	------	------	------	------	------



2702-HA	High Arms	5080	5355	5775	5945	6255	6945	7575	8200	9750	5715
---------	-----------	------	------	------	------	------	------	------	------	------	------

## How to Build a Lore Pillow Number

# 5540

Style \_\_\_\_\_  
 5540 Pillow 18" x 18"  
 5540TF Two Fabrics

5541 Pillow 20" x 20"  
 5541TF Two Fabrics

5542 Pillow 14" x 20"  
 5542TF Two Fabrics

5544 Pillow 16" x 16"  
 5544TF Two Fabrics

## Features

All pillows are fully upholstered with sewn seams on all four sides  
 Two fabric pillows available. If fabric is graded in, price at higher grade level  
 Filled with 100% premium fiberfill  
 Pillows to be cut randomly off the bolt

## Dimensions

5540	18" x 18"	5541	20" x 20"	5542	14" x 20"	5544	16" x 16"
C.O.M.	.6 yds per one pillow .6 yds per side if two fabrics	C.O.M.	.6 yds per one pillow .6 yds per side if two fabrics	C.O.M.	.5 yds per one pillow .5 yds per side if two fabrics	C.O.M.	.5 yd per one pillow .5 yds per side if two fabrics
C.O.L.	10 sqft per one	C.O.L.	10 sqft per one	C.O.L.	9 sqft per one	C.O.L.	9 sqft per one
C.O.L.	5 sqft per side	C.O.L.	5 sqft per side	C.O.L.	5 sqft per side	C.O.L.	5 sqft per side

# LORE PILLOWS

COM/Grade A Grade B Grade C Grade D Grade E Grade F Grade G Grade H

COL



Pillow 18" x 18"

5540	Pillow 18"x 18"	165	170	180	185	195	205	210	245	250	180
5540TF	Two Fabrics	225	230	240	250	265	280	295	330	325	235



Pillow 20" x 20"

5541	Pillow 20"x 20"	170	180	185	190	200	210	225	250	255	235
5541TF	Two Fabric	225	230	245	250	265	285	295	340	345	235



Pillow 14" x 20"

5542	Pillow 14"x 20"	165	170	180	185	195	205	210	245	250	235
5542TF	Two Fabrics	205	205	225	230	240	250	270	305	310	235



Pillow 16" x 16"

5543	Pillow 32"x 16"	165	170	180	185	195	205	210	245	250	235
5543TF	Two Fabrics	205	205	225	230	240	250	270	305	310	235



### **PRICES**

All published prices are recommended retail prices. Applicable sales taxes are additional. Prices are subject to change without notice.

### **PAYMENT TERMS**

Net 30 days, with established credit. Until credit is approved, a fifty percent deposit must be sent with the order, the balance is due prior to shipment. Deposits are non-refundable in the event of cancellation. If deposit has been placed on original order, applicable cancellation charges to be deducted from the deposit amount. Remainder of deposit will be held in the form of a credit for future orders.

### **FREIGHT POLICY**

All orders are FOB Destination.  
Orders under \$7500 net will incur a minimum freight charge of \$225.  
Orders over \$7500 net will be charged the standard 3% of net freight fee.  
These fees are applicable for any shipment being made within the contiguous U.S.  
Source International reserves the right to select method of shipment and carrier.

### **CONCEALED DAMAGE**

If products are received damaged, a written exception should be made on the bill of lading and an immediate inspection be requested of the carrier. Concealed damage must be reported to the carrier within the specific carrier's predetermined timeline. Failure to make claims shall constitute acceptance of the products and waiver any claims of defects, errors or shortages.

### **RETURNS AND ALLOWANCES**

All product is made to order. No merchandise may be returned without a return authorization and shipping instructions. No credit or allowance will be given for repairs to defective materials unless Source International has given authority to make such repairs.

### **ORDER ENTRY**

All orders must be submitted in writing. Email to [cr@sourceinternationaldesign.com](mailto:cr@sourceinternationaldesign.com) or Fax to 508-842-1838.

### **ACKNOWLEDGEMENTS**

All orders will be acknowledged in writing. Orders will be manufactured based on the written acknowledgement. It is the customer's responsibility to review each acknowledgement and communicate with the factory if there are errors within 48 hours.

### **CANCELLATIONS**

Any changes or cancellation may result in charges if materials have entered into production. If an order is cancelled while in production, a cancellation fee will be applied based on the status of order at time of cancellation.

**FABRICS**

Not all graded in fabrics are approved for all product lines. Send memo samples for approval to:  
Source International 17 Gilmore Dr, Sutton, MA 01590.

Please tag memo samples with:

The product the fabric is being reviewed for, and your contact information

**Graded In Partners**

We are proud to offer graded in fabric programs with the following companies:

Anzea

Architex

Camira

CF Stinson

Camira

DesignTex

Knoll

Maharam

Mayer

Momentum

Ultrafabrics

**Customer's Own Material**

C.O.M. fabric must be approved prior to acceptance of the order. The material must be provided in 54" wide continuous yardage. All fabric will be directionally cut straight off the bolt unless otherwise specified. A C.O.M. form must be filled out and submitted along with purchase order. Yardage requirements listed are for small patterns or plain materials. The material must be shipped to the factory prepaid and with proper reference to the order. Source International is not responsible for appearance, performance or durability of C.O.M

**LEATHER**

Leather Prices published in this price list are for our stock leather "MAMMUT" by Wollsdorf Leather in the following colors:

25599 Black

25519 Pewter

35062 Charcoal

Additional leather colors in the Mammut line can be quoted. All other leathers will be priced as COL.