

DEFIGN

**SWIVEL      LOUNGE**

Price List Effective January 2025



SOURCE

# DEFIGN SWIVEL

## How to Build a Defign Swivel Product Number

### 130 - FHG - B4 - PAL - C7G

<b>Style</b>		<b>Caster</b>	
130	Low Back	C2B	Black Carpet Casters
131	Mid Back	C2G	Grey Carpet Casters
132	High Back	C7B	Chrome Caster with Black Tread
		C7G	Chrome Caster with Grey Tread
		G1B	Black Glides
		G1G	Grey Glides
<b>Mechanism/Base</b>		<b>Arm</b>	
FH-G	Fixed Height Five Star, Glides, Auto Return	NA	No Arm
FH-C	Fixed Height Five Star, Casters	PAL	Polished Aluminum-No Cap
TS-G	Simple Tilter Five Star, Glides	PAL-B	Polished Aluminum-Black Arm Cap
TS-C	Simple Tilter Five Star, Casters	PAL-G	Polished Aluminum-Grey Arm Cap
ST	Swivel Tilt Five Star, Casters	PAB	Black-No Cap
KT	Knee Tilt Five Star, Casters	PAB-B	Black-Black Arm Cap
		DBNZ	Dark Bronze-No Cap
		DBNZ-B	Dark Bronze-Black Arm Cap
		DBNZ-G	Dark Bronze-Grey Arm Cap
<b>Base Finish</b>			
B4	Polished Aluminum		
BLK	Black Matte		
DBNZ	Dark Bronze		

## Features

- Three back heights
- Molded foam for superior comfort
- Polished Aluminum arms and base available in three color options, polished, black and dark bronze
- Injection molded textured plastic arm caps in black or grey or no arm cap
- Mechanism options include Swivel tilt, Simple Tilt, Knee Tilt and Fixed Height Swivel
- Auto Return Standard on FH-G Base
- Glides ship with Felt Pads for field installation
- Cal 117 standard
- Greenguard Certified
- Meets ANSI/BIFMA Standards
- Lifetime Limited Warranty

## Dimensions

ST Model	130 Defign Low Back Swivel		131 Defign Mid Back Swivel		132 Defign High Back Swivel	
	Seat	16-18.75"H x 19.5"W x 18.25"D	Seat	16-18.75"H x 19.5"W x 18.25"D	Seat	16-18.75"H x 19.5"W x 18.25"D
	Back	16.5"H	Back	20"H	Back	28"H
	Arm	8"H	Arm	8"H	Arm	8"H
	Overall	32.5-35.25"H x 26"W x 26"D	Overall	36-38.75"H x 26"W x 26.5"D	Overall	44-46.75"H x 26"W x 27"D
	Base Dia	26"	Base Dia	26"	Base Dia	26"
	COM	1.5 yds	COM	1.5 yds	COM	2 yds
	COL	27 sqft	COL	27 sqft	COL	36 sqft

Seat Height Range Varies by Mechanism

FH-G	17.5"
FH-C	18"
ST	16-18.75"
KT	16-18.5"
TS-G	16-21"
TS-C	16-18.75"

## Option Pricing

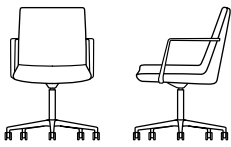
PAL	Base - Polished Aluminum	N/C
BLK	Base - Black	\$75
DBNZ	Base - Dark bronze	\$75
NA	No Arm Option	Deduct \$75
PAL	Polished Aluminum Arm - No Caps	N/C
PAL-B	Polished Aluminum Arm - Black Caps	\$125
PAL-G	Polished Aluminum Arm - Grey Caps	\$125
PAB	Black Arm - No Caps	\$75
PAB-B	Black Arm - Black Caps	\$125
DBNZ	Dark Bronze Arm - No Caps	\$75
DBNZ-B	Dark Bronze Arm - Black Caps	\$125
DBNZ-G	Dark Bronze Arm - Grey Caps	\$125
C2B	Carpet Caster, Black	N/C
C2G	Carpet Caster, Grey	N/C
C7B	Chrome Caster with Black Tread	N/C
C7G	Chrome Caster with Grey Tread	N/C
G1B	Black Glides	N/C
G1G	Grey Glides	N/C

### Upholstery Note

Source cuts randomly off the bolt. For multiple fabrics, pattern matching or special fabric applications, please contact customer service as additional yardage or charges may apply.

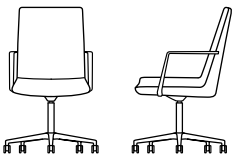
# DEFIGN SWIVEL

COM/Grade A Grade B Grade C Grade D Grade E Grade F Grade G Grade H Leather COL



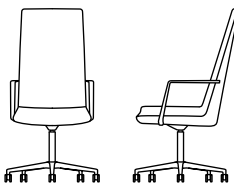
## Low Back Swivel

Model	Configuration	COM	Grade A	Grade B	Grade C	Grade D	Grade E	Grade F	Grade G	Grade H	Leather	COL
130-FH-G	Fixed Height 18" Glides Auto Ret.	1790	1825	1900	1925	1975	2090	2185	2285	2335	1880	
130-FH-C	Fixed Height 18" Casters	1800	1845	1920	1945	1995	2105	2205	2300	2535	1900	
130-ST	Swivel Tilt	1740	1785	1860	1880	1930	2040	2140	2235	2475	1840	
130-KT	Knee Tilt	1815	1865	1935	1965	2010	2125	2220	2315	2550	1920	
130-TS-G	Simple Tilter-Glides	1840	1880	1960	1980	2025	2145	2240	2330	2565	1935	
130-TS-C	Simple Tilter-Casters	1840	1880	1960	1980	2025	2145	2240	2330	2565	1935	



## Mid Back Swivel

Model	Configuration	COM	Grade A	Grade B	Grade C	Grade D	Grade E	Grade F	Grade G	Grade H	Leather	COL
131-FH-G	Fixed Height 18" Glides Auto Ret.	1830	1875	1950	1970	2020	2140	2235	2325	2380	1930	
131-FH-C	Fixed Height 18" Casters	1845	1885	1965	1985	2035	2155	2245	2350	2585	1885	
131-ST	Swivel Tilt	1785	1825	1900	1925	1975	2090	2185	2280	2520	1885	
131-KT	Knee Tilt	1865	1905	1980	2005	2055	2170	2265	2370	2335	1965	
131-TS-G	Simple Tilter-Glides	1880	1925	2000	2025	2070	2190	2285	2380	2610	1885	
131-TS-C	Simple Tilter-Casters	1880	1925	2000	2025	2070	2190	2285	2380	2610	1885	



## High Back Swivel

Model	Configuration	COM	Grade A	Grade B	Grade C	Grade D	Grade E	Grade F	Grade G	Grade H	Leather	COL
132-FH-G	Fixed Height 18" Glides Auto Ret.	1865	1905	1980	2005	2055	2170	2265	2370	2335	1965	
132-FH-C	Fixed Height 18" Casters	1880	1925	2000	2025	2070	2190	2285	2380	2610	1885	
132-ST	Swivel Tilt	1815	1865	1935	1965	2005	2125	2220	2315	2545	1920	
132-KT	Knee Tilt	1900	1945	2020	2040	2090	2210	2305	2395	2630	2000	
132-TS-G	Simple Tilter-Glides	1910	1955	2030	2055	2100	2220	2315	2410	2650	2010	
132-TS-C	Simple Tilter-Casters	1910	1955	2030	2055	2100	2220	2315	2410	2650	2010	

## How to Build a Defign Lounge Product Number

### 130 - FHG - B4 - PAL - C7G

<p><b>Style</b></p> <p>130L Low Back Lounge 131L Mid Back Lounge 132L High Back Lounge</p> <p><b>Mechanism/Base</b> FH-AR-4G- Four star fixed height auto return, Glides</p> <p><b>Base Finish</b> B4 Polished Aluminum BLK Black Matte DBNZ Dark Bronze</p>	<p><b>Glide</b> G1B Black Glides G1G Grey Glides</p> <p><b>Arm</b> NA No Arm PAL Polished Aluminum-No Cap PAL-B Polished Aluminum-Black Arm Cap PAL-G Polished Aluminum-Grey Arm Cap PAB Black-No Cap PAB-B Black-Black Arm Cap DBNZ Dark Bronze-No Cap DBNZ-B Dark Bronze-Black Arm Cap DBNZ-G Dark Bronze-Grey Arm Cap</p>
--	--

## Features

- Three back heights
- Molded foam for superior comfort
- Four Star Swivel Base with Auto Return and 16" Seat Height
- Polished Aluminum arms and base available in three color options, polished, black and dark bronze
- Injection molded textured plastic arm caps in black or grey or no arm cap
- Glide colors of black and grey will match base finish
- Cal 117 standard
- Greenguard Certified
- Meets ANSI/BIFMA Standards
- Lifetime Limited Warranty

## Dimensions

### 130L Defign Low Back Lounge

Seat	16"H x 19.5"W x 18.25"D
Back	16.5"H
Arm	8"H
Overall	32.25"H x 26"W x 26"D
Base Dia	26"

COM	1.5 yds
COL	27 sqft

### 131L Defign Mid Back Lounge

Seat	16"H x 19.5"W x 18.25"D
Back	20"H
Arm	8"H
Overall	35.75"H x 26"W x 26.5"D
Base Dia	26"

COM	1.5 yds
COL	27 sqft

### 132L Defign High Back Lounge

Seat	16"H x 19.5"W x 18.25"D
Back	28"H
Arm	8"H
Overall	43.75"H x 29"W x 26.5"D
Base Dia	29"

COM	2 yds
COL	36 sqft

# DEFIGN LOUNGE

---

## Option Pricing

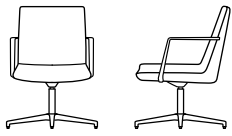
PAL	Base - Polished Aluminum	N/C
BLK	Base - Black	\$75
DBNZ	Base - Dark bronze	\$75
NA	No Arm Option	Deduct \$75
PAL	Polished Aluminum Arm - No Caps	N/C
PAL-B	Polished Aluminum Arm - Black Caps	\$125
PAL-G	Polished Aluminum Arm - Grey Caps	\$125
PAB	Black Arm - No Caps	\$75
PAB-B	Black Arm - Black Caps	\$125
DBNZ	Dark Bronze Arm - No Caps	\$75
DBNZ-B	Dark Bronze Arm - Black Caps	\$125
DBNZ-G	Dark Bronze Arm - Grey Caps	\$125

## Upholstery Note

Source cuts randomly off the bolt. For multiple fabrics, pattern matching or special fabric applications, please contact customer service as additional yardage or charges may apply.

# DEFIGN LOUNGE


COM/Grade A Grade B Grade C Grade D Grade E Grade F Grade G Grade H Leather COL



## Low Back Lounge

130L-FH-ARG


1790 1825 1900 1925 1975 2090 2185 2285 2335 1880



## Mid Back Lounge

131L-FH-ARG

1830 1875 1950 1970 2020 2140 2235 2325 2380 1930



## High Back Lounge

132L-FH-ARG

1865 1905 1980 2005 2055 2170 2265 2370 2335 1965

### **PRICES**

All published prices are recommended retail prices. Applicable sales taxes are additional. Prices are subject to change without notice.

### **PAYMENT TERMS**

Net 30 days, with established credit. Until credit is approved, a fifty percent deposit must be sent with the order, the balance is due prior to shipment. Deposits are non-refundable in the event of cancellation. If deposit has been placed on original order, applicable cancellation charges to be deducted from the deposit amount. Remainder of deposit will be held in the form of a credit for future orders.

### **FREIGHT POLICY**

All orders are FOB Destination.

Orders under \$7500 net will incur a minimum freight charge of \$225.

Orders over \$7500 net will be charged the standard 3% of net freight fee.

These fees are applicable for any shipment being made within the contiguous U.S.

Source International reserves the right to select method of shipment and carrier.

### **CONCEALED DAMAGE**

If products are received damaged, a written exception should be made on the bill of lading and an immediate inspection be requested of the carrier. Concealed damage must be reported to the carrier within the specific carrier's predetermined timeline. Failure to make claims shall constitute acceptance of the products and waiver any claims of defects, errors or shortages.

### **RETURNS AND ALLOWANCES**

All product is made to order. No merchandise may be returned without a return authorization and shipping instructions. No credit or allowance will be given for repairs to defective materials unless Source International has given authority to make such repairs.

### **ORDER ENTRY**

All orders must be submitted in writing. Email to [cr@sourceinternationaldesign.com](mailto:cr@sourceinternationaldesign.com) or Fax to 508-842-1838.

### **ACKNOWLEDGEMENTS**

All orders will be acknowledged in writing. Orders will be manufactured based on the written acknowledgement. It is the customer's responsibility to review each acknowledgement and communicate with the factory if there are errors within 48 hours.

### **CANCELLATIONS**

Any changes or cancellation may result in charges if materials have entered into production. If an order is cancelled while in production, a cancellation fee will be applied based on the status of order at time of cancellation.



### **FABRICS**

Not all graded in fabrics are approved for all product lines. Send memo samples for approval to:  
Source International 17 Gilmore Dr, Sutton, MA 01590.

Please tag memo samples with:

The product the fabric is being reviewed for, and your contact information

### **Graded In Partners**

We are proud to offer graded in fabric programs with the following companies:

Anzea

Architex

Camira

CF Stinson

Camira

DesignTex

Knoll

Maharam

Mayer

Momentum

Ultrafabrics

### **Customer's Own Material**

C.O.M. fabric must be approved prior to acceptance of the order. The material must be provided in 54" wide continuous yardage. All fabric will be directionally cut straight off the bolt unless otherwise specified. A C.O.M. form must be filled out and submitted along with purchase order. Yardage requirements listed are for small patterns or plain materials. The material must be shipped to the factory prepaid and with proper reference to the order. Source International is not responsible for appearance, performance or durability of C.O.M

### **LEATHER**

Leather Prices published in this price list are for our stock leather "MAMMUT" by Wollsdorf Leather in the following colors:

25599 Black

25519 Pewter

35062 Charcoal

Additional leather colors in the Mammut line can be quoted. All other leathers will be priced as COL.