

# MARTINI

**GUEST**

**SWIVEL**

**LOUNGE**

Price List Effective January 2024



SOURCE

# MARTINI

## How to Build a Martini Product Number

### 290 - H4 - B4 - WDL - C2

<b>Style</b>	_____
290	Fully Upholstered Shell Open Back
291	Fully Upholstered Shell Full Back

<b>Base/Frame</b>	_____
SL	Sled Frame
H4	High Four Swivel Base
H4C	High Four Swivel Base w/Casters
F4	Flat Four Swivel Base
WDL	Wood Leg Base

<b>Metal Base Finish</b>	_____
<b>Standard Powder Coats</b>	
B0	Black Matte
B4	Polished Aluminum
B5	Soft Chrome
B6	Chrome
B7	White
LBNZ	Light Bronze
MBNZ	Medium Bronze
DBNZ	Dark Bronze
GMTL	Gunmetal
BRS	Brass
<b>Premium Powder Coats</b>	
STN	Stone
LGB	Light Grey Blue
DGY	Dark Grey
LBL	Light Blue
AQU	Aqua
GRN	Green
YLW	Yellow
LRD	Light Red

<b>Caster</b>	_____
C7B	Chrome Caster w/Black Tread(standard)
C7G	Chrome Caster w/Grey Tread
C1	Hard Floor, Black
C2	Carpet, Black
C2G	Carpet, Grey

<b>Wood Leg Finish</b>	_____
NAT	Natural
CHY	Cherry
WCH	Warm Cherry
MAH	Mahogany
ESP	Espresso
WLT	Weathered Light
WMD	Weathered Medium
WGR	Weathered Grey
WNT	Walnut
DWNT	Dark Walnut
999	Custom
001	Black

## Features

Fully Upholstered Shell with Open and Full Back Options  
 Two Tone Upholstery Available. Contact Customer Service for Details.  
 Five Base Options  
 Felt Glide Standard on H4 and F4, Plastic Glide Optional  
 Plastic Glide Standard on WDL Bases, Felt Glide Optional  
 GreenGuard Certified  
 CAL 117 Standard CAL 133 Optional  
 Meets ANSI/BIFMA Standards  
 Lifetime Limited Warranty

## Dimensions

### Sled Frame

Seat	18"H x 19"W x 18"D
Back	14"H
Inside Arms	20.5
Overall	30.25"H x 23"W x 23.5"D

### Flat Four Swivel Base

Seat	18.5"H x 19"W x 18"D
Back	14"H
Inside Arms	20.5
Base Dia.	26"
Overall	31"H x 23"W x 23.5"D

### Wood Leg Base

Seat	17.5"H x 19"W x 18"D
Back	14"H
Inside Arms	20.5
Overall	30"H x 23"W x 25"D

### High Four Swivel Base w/Casters

Seat	18"H x 19"W x 18"D
Back	14"H
Inside Arms	20.5
Base Dia.	26.25"
Overall	30.5"H x 23"W x 23.5"D

### High Four Swivel Base

Seat	19"H x 19"W x 18"D
Back	14"H
Inside Arms	20.5
Base Dia.	26.25"
Overall	31.25"H x 23"W x 23.5"D

## Option Pricing

F2	CAL 133 Compliance, Seat and Back	\$65
FG	Felt Glides for Wood Legs	\$20
PG	Plastic Glides for H4 and F4 Bases	\$20
C7G	Chrome Caster with Grey Tread	N/C
C1	Hard Floor Caster, Black	N/C
C2	Carpet Caster, Black	N/C
C2G	Carpet Caster, Grey	N/C
999	Custom Wood Finish Option - Set Up Fee	\$225 NET
PPC	Premium Powder Coat Finish Upcharge - Net Charge Per Color Per Order	\$200 NET

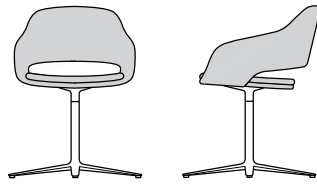
## Powder Coat Finish Options

Specify Finish Option from Above—Add to Chrome Price \$40

# MARTINI

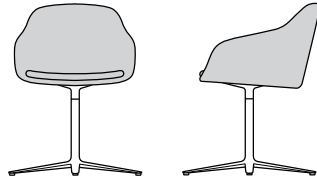
## Upholstery Options

### Single Fabric



**Off Bolt** (Standard cutting method)  
 COM 2 yds  
 COL 36 sqft

**Railroaded**  
 COM 2 yds  
 COL 36 sqft

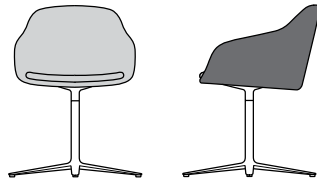


### Contrasting Fabrics A



**Off Bolt** (Standard cutting method)  
 COM  
 Outside Back .75 yds  
 Inside Back & Seat Pad 1.5 yds  
 COL  
 Outside Back 14 sqft  
 Inside Back & Seat Pad 27 sqft

**Railroaded**  
 COM  
 Outside Back .75 yds  
 Inside Back & Seat Pad 1.5 yds  
 COL  
 Outside Back 14 sqft  
 Inside Back & Seat Pad 27 sqft




### Contrasting Fabrics B




**Off Bolt** (Standard cutting method)  
 COM  
 Outside & Inside Back 1.5 yds  
 Seat Pad .75 yds  
 COL  
 Outside & Inside Back 27 sqft  
 Seat Pad 14 sqft

**Railroaded**  
 COM  
 Outside & Inside Back 1.5 yds  
 Seat Pad .75 yds  
 COL  
 Outside & Inside Back 27 sqft  
 Seat Pad 14 sqft



# MARTINI

COM/Grade A Grade B Grade C Grade D Grade E Grade F Grade G Grade H Leather COL



**Sled Frame  
Open Back**

**290-SL-B6**

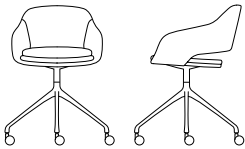
1435 1480 1445 1515 1655 1790 1895 2015 2180 1500



**High Four Swivel Base  
Open Back**

**290-H4-B4**

1675 1725 1755 1840 1895 2030 2145 2265 2425 1740



**High Four Swivel Base w/Casters  
Open Back**

**290-H4C-B4-C7B**

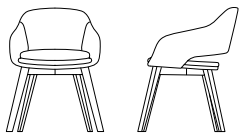
1695 1750 1785 1865 1920 2055 2175 2290 2445 1765



**Flat Four Swivel Base  
Open Back**

**290-F4-B4**

1765 1815 1845 1930 1985 2120 2240 2355 2515 1825




**Wood Leg Base  
Open Back**

**290-WDL-NAT**

1630 1680 1715 1795 1860 1985 2105 2215 2385 1695

# MARTINI FULL BACK

COM/Grade A Grade B Grade C Grade D Grade E Grade F Grade G Grade H Leather COL



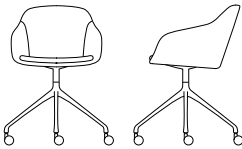
**Sled Frame  
Full Back**

<b>291-SL-B6</b>	<b>1580</b>	<b>1620</b>	<b>1660</b>	<b>1740</b>	<b>1800</b>	<b>1925</b>	<b>2040</b>	<b>2165</b>	<b>2325</b>	<b>1645</b>
------------------	-------------	-------------	-------------	-------------	-------------	-------------	-------------	-------------	-------------	-------------



**High Four Swivel Base  
Full Back**

<b>291-H4-B4</b>	<b>1815</b>	<b>1875</b>	<b>1900</b>	<b>1985</b>	<b>2040</b>	<b>2180</b>	<b>2295</b>	<b>2410</b>	<b>2575</b>	<b>1885</b>
------------------	-------------	-------------	-------------	-------------	-------------	-------------	-------------	-------------	-------------	-------------



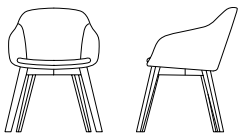
**High Four Swivel Base w/Casters  
Full Back**

<b>291-H4C-B4-C7B</b>	<b>1905</b>	<b>1965</b>	<b>1995</b>	<b>2080</b>	<b>2135</b>	<b>2270</b>	<b>2390</b>	<b>2505</b>	<b>2660</b>	<b>1975</b>
-----------------------	-------------	-------------	-------------	-------------	-------------	-------------	-------------	-------------	-------------	-------------



**Flat Four Swivel Base  
Full Back**

<b>291-F4-B4</b>	<b>1905</b>	<b>1965</b>	<b>1995</b>	<b>2080</b>	<b>2135</b>	<b>2270</b>	<b>2390</b>	<b>2505</b>	<b>2660</b>	<b>1975</b>
------------------	-------------	-------------	-------------	-------------	-------------	-------------	-------------	-------------	-------------	-------------



**Wood Leg Base  
Full Back**

<b>291-WDL-NAT</b>	<b>1780</b>	<b>1820</b>	<b>1865</b>	<b>1945</b>	<b>2000</b>	<b>2135</b>	<b>2250</b>	<b>2365</b>	<b>2525</b>	<b>1840</b>
--------------------	-------------	-------------	-------------	-------------	-------------	-------------	-------------	-------------	-------------	-------------

# MARTINI HEIGHT ADJUSTABLE SWIVEL

## How to Build a Martini Height Adjustable Swivel Product Number

### 292 - ST - B0 - C2

<p><b>Style</b></p> <p>290 Martini Swivel Fully Upholstered Shell Open Back</p> <p>291 Martini Swivel Fully Upholstered Shell Full Back</p> <p>295 Martini High Back Swivel Fully Upholstered Full Back</p> <p>292 Martini Plus Swivel Fully Upholstered Larger Full Back</p> <p>293 Martini Plus High Back Swivel Fully Upholstered Full Back</p>	<p><b>Caster</b></p> <p>C7B Chrome Caster w/Black Tread(standard)</p> <p>C7G Chrome Caster w/Grey Tread</p> <p>C2 Carpet, Black</p> <p>C2G Carpet, Grey</p>
<p><b>Base/Frame</b></p> <p>ST Five Star Swivel/Tilt with Tension Control Height Adjustable Base</p>	
<p><b>Metal Base Finish</b></p> <p>B0 Black Matte</p> <p>B4 Polished Aluminum</p>	

## Features

- Fully Upholstered Shell
- Two Tone Upholstery Available. Contact Customer Service for Details.
- GreenGuard Certified
- CAL 117 Standard CAL 133 Optional
- Meets ANSI/BIFMA Standards
- Lifetime Limited Warranty

## Dimensions

### Martini Swivel

Seat	16"-21"H x 19"W x 18"D
Back	14"H
Inside Arms	20.5"
Base Dia.	26.25"
Overall	28.75"-33.75"H x 23"W x 23.5"D

### Martini Plus Swivel

Seat	17.5"-20.25"H x 21"W x 20"D
Back	16"H
Inside Arms	21"
Base Dia.	28"
Overall	31.75"-34.5"H x 28"W x 28"D

### Martini High Back Swivel

Seat	17"-19.5"H x 19"W x 19"D
Back	24"H
Inside Arms	20.5"
Base Dia.	26.5"
Overall	39.5"-42"H x 26"W x 25"D

# MARTINI HEIGHT ADJUSTABLE SWIVEL

---

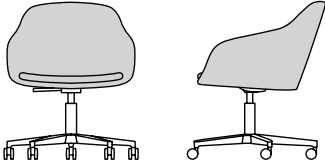
## Option Pricing

F2	CAL 133 Compliance, Seat and Back	\$65
C7G	Chrome Caster with Grey Tread	N/C
C2	Carpet Caster, Black	N/C
C2G	Carpet Caster, Grey	N/C
B0	Black Matte Powder Coat	\$40

# MARTINI HEIGHT ADJUSTABLE SWIVEL

## Upholstery Options

### Single Fabric



### Martini Swivel

**Off Bolt** (Standard cutting method)  
 COM 2 yds  
 COL 36 sqft

**Railroaded**  
 COM 2 yds  
 COL 36 sqft

### Martini High Back Swivel

**Off Bolt** (Standard cutting method)  
 COM 2.75 yds  
 COL 50 sqft

**Railroaded**  
 COM 2.75 yds  
 COL 50 sqft

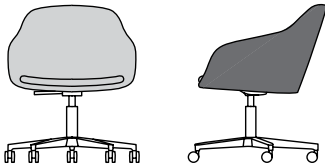
### Martini Plus Swivel

**Low Back**      **High Back**

**Off Bolt** (Standard cutting method)  
 COM 2.6 yds      3.25 yds  
 COL 47 sqft      59 sqft

**Railroaded**  
 COM 2.6 yds      3.25 yds  
 COL 47 sqft      59 sqft

### Contrasting Fabrics A



**Off Bolt** (Standard cutting method)  
 COM  
 Outside Back .75 yds  
 Inside Back & Seat Pad 1.5 yds  
 COL  
 Outside Back 14 sqft  
 Inside Back & Seat Pad 27 sqft

**Railroaded**  
 COM  
 Outside Back .75 yds  
 Inside Back & Seat Pad 1.5 yds  
 COL  
 Outside Back 14 sqft  
 Inside Back & Seat Pad 27 sqft

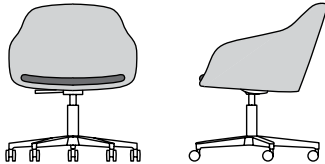
**Off Bolt** (Standard cutting method)  
 COM  
 Outside Back 1 yd  
 Inside Back & Seat Pad 1.75 yds  
 COL  
 Outside Back 18 sqft  
 Inside Back & Seat Pad 31 sqft

**Railroaded**  
 COM  
 Outside Back 1.5 yds  
 Inside Back & Seat Pad 2 yds  
 COL  
 Outside Back 18 sqft  
 Inside Back & Seat Pad 31 sqft

**Off Bolt** (Standard cutting method)  
 COM  
 Outside Back 1 yds      1.25 yds  
 Inside Back & Seat Pad 2 yds      .25 yds  
 COL  
 Outside Back 14 sqft      21 sqft  
 Inside Back & Seat Pad 34 sqft      39 sqft

**Railroaded**  
 COM  
 Outside Back 1.75 yds      1.75 yds  
 Inside Back & Seat Pad 2 yds      2.25 yds  
 COL  
 Outside Back 14 sqft      21 sqft  
 Inside Back & Seat Pad 39 sqft

### Contrasting Fabrics B



**Off Bolt** (Standard cutting method)  
 COM  
 Outside & Inside Back 1.5 yds  
 Seat Pad .75 yds  
 COL  
 Outside & Inside Back 27 sqft  
 Seat Pad 14 sqft

**Railroaded**  
 COM  
 Outside & Inside Back 1.5 yds  
 Seat Pad .75 yds  
 COL  
 Outside & Inside Back 27 sqft  
 Seat Pad 14 sqft

**Off Bolt** (Standard cutting method)  
 COM  
 Outside & Inside Back 2.25 yds  
 Seat Pad .75 yds  
 COL  
 Outside & Inside Back 40 sqft  
 Seat Pad 14 sqft

**Railroaded**  
 COM  
 Outside & Inside Back 2 yds  
 Seat Pad .75 yds  
 COL  
 Outside & Inside Back 40 sqft  
 Seat Pad 14 sqft

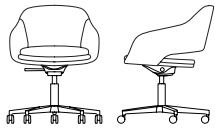
**Off Bolt** (Standard cutting method)  
 COM  
 Outside & Inside Back 2 yds      2.75 yds  
 Seat Pad 1 yds      1 yds  
 COL  
 Outside & Inside Back 34 sqft      46 sqft  
 Seat Pad 15 sqft      15 sqft

**Railroaded**  
 COM  
 Outside & Inside Back 2 yds      2.5 yds  
 Seat Pad 1 yds      1 yds  
 COL  
 Outside & Inside Back 34 sqft      46 sqft  
 Seat Pad 15 sqft      15 sqft



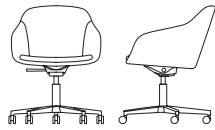
# MARTINI HEIGHT ADJUSTABLE SWIVEL

COM/Grade A Grade B Grade C Grade D Grade E Grade F Grade G Grade H Leather COL



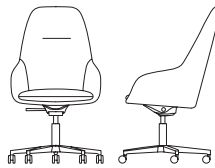
**Martini Swivel**  
Height Adjustable Swivel Tilt

<b>290-ST-B4</b>	1675	1725	1750	1835	1895	2030	2145	2270	2545	1735
------------------	------	------	------	------	------	------	------	------	------	------



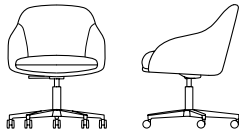
**Martini Swivel Full Back**  
Height Adjustable Swivel Tilt

<b>291-ST-B4</b>	1815	1875	1900	1985	2040	2175	2295	2410	2425	1885
------------------	------	------	------	------	------	------	------	------	------	------



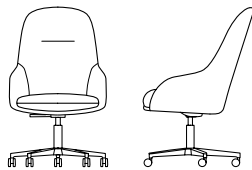
**Martini Swivel High Back**  
Height Adjustable Swivel Tilt

<b>295-ST-B4</b>	1930	2010	2040	2120	2180	2300	2415	2525	2675	2020
------------------	------	------	------	------	------	------	------	------	------	------



**Martini Plus**  
Height Adjustable Swivel Tilt

<b>292-ST-B4</b>	2350	2415	2470	2585	2680	2865	3040	3220	3460	2445
------------------	------	------	------	------	------	------	------	------	------	------



**Martini Plus High Back**  
Height Adjustable Swivel Tilt

<b>293-ST-B4</b>	2450	2515	2570	2685	2780	2965	3140	3220	3560	2545
------------------	------	------	------	------	------	------	------	------	------	------

# MARTINI LOUNGE

## How to Build a Martini Lounge Product Number

### 292 - SL - B6 - NAT

<b>Style</b>	
292	Fully Upholstered Low Back
293	Fully Upholstered High Back
294	Foot Rest
<b>Base/Frame</b>	
FH-AR-4G	Four Star Fixed Height Swivel w/Auto Return
FH-SW-4G	Four Star Fixed Height Swivel
SL	Sled Frame
WDL	Solid Wood Leg Frame
<b>Metal Sled Base Finish</b>	
<b>Standard Powder Coats</b>	
B0	Black Matte
B4	Polished Aluminum
B5	Soft Chrome
B6	Chrome
B7	White
LBNZ	Light Bronze
MBNZ	Medium Bronze
DBNZ	Dark Bronze
GMTL	Gunmetal
BRS	Brass
<b>Premium Powder Coats</b>	
STN	Stone
LGB	Light Grey Blue
DGY	Dark Grey
LBL	Light Blue
AQU	Aqua
GRN	Green
YLW	Yellow
LRD	Light Red

<b>Wood Leg Finish</b>	
NAT	Natural
CHY	Cherry
WCH	Warm Cherry
MAH	Mahogany
ESP	Espresso
WLT	Weathered Light
WMD	Weathered Medium
WGR	Weathered Grey
WNT	Walnut
DWNT	Dark Walnut
999	Custom
001	Black

## Features

- Fully Upholstered
- Two Tone Upholstery Available. Contact Customer Service for Details.
- Four Base Options
- FH-AR-4G, FH-SW-4G, and 294 Metal Bases Offered in Matte Black or Polished Aluminum Only
- Felt Glide standard on FH Bases, Plastic Glide Optional
- Plastic Glide Standard on WDL Bases, Felt Glide Optional
- GreenGuard Certified
- CAL 117 Standard CAL 133 Optional
- Meets ANSI/BIFMA Standards
- Lifetime Limited Warranty

## Dimensions

### Four Star Fixed Height Swivel

	Low Back	High Back
Seat	17.5"H x 21"W x 20"D	17.5"H x 21"W x 20"D
Back	16"H	26"H
Inside Arms	21"	21"
Base Dia.	33"	33"
Overall	31.5"H x 26.5"W x 28"D	41"H x 26.5"W x 32"D

### Sled Frame

	Low Back	High Back
Seat	17.5"H x 21"W x 20"D	17.5"H x 21"W x 20"D
Back	16"H	26"H
Inside Arms	21"	21"
Overall	30.75"H x 26.5"W x 26.5"D	40.5"H x 26.5"W x 31.5"D

### Four Star Foot Rest

Overall	16"H x 22"W x 18.5"D
Top	22"W x 17.25"D
Base Dia.	18.5"
COM	1 yd for one - 1.5 yds for 2
COL	14 sqft

### Wood Leg Base

	Low Back	High Back
Seat	17.5"H x 21"W x 20"D	17.5"H x 21"W x 20"D
Back	16"H	26"H
Inside Arms	21"	21"
Overall	31.75"H x 26.5"W x 26"D	41.5"H x 26.5"W x 29.5"D

# MARTINI LOUNGE

## Option Pricing

F2	CAL 133 Compliance, Seat and Back	\$65
FG	Felt Glides for Wood Legs	\$20
PG	Plastic Glides for H4 and F4 Bases	\$20
999	Custom Wood Finish Option - Set Up Fee	\$225 NET
PPC	Premium Powder Coat Finish Upcharge - Net Charge Per Color Per Order	\$200 NET

## Powder Coat Finish Options

Specify Finish Option from Above—Add to Chrome Price \$40

## Upholstery Options

### Single Fabric



#### Low Back

<b>Off Bolt</b> (Standard cutting method)	
COM	2.6 yds
COL	47 sqft

<b>Railroaded</b>	
COM	2.6 yds
COL	47 sqft

#### High Back

<b>Off Bolt</b> (Standard cutting method)	
COM	3.25 yds
COL	59 sqft

<b>Railroaded</b>	
COM	3.25 yds
COL	59 sqft

### Contrasting Fabrics A



#### Low Back

<b>Off Bolt</b> (Standard cutting method)	
COM	
Outside Back	1 yds
Inside Back & Seat Pad	2 yds
COL	
Outside Back	14 sqft
Inside Back & Seat Pad	33 sqft

<b>Railroaded</b>	
COM	
Outside Back	1.75 yds
Inside Back & Seat Pad	2 yds
COL	
Outside Back	14 sqft
Inside Back & Seat Pad	33 sqft

#### High Back

<b>Off Bolt</b> (Standard cutting method)	
COM	
Outside Back	1.25 yds
Inside Back & Seat Pad	2.25 yds
COL	
Outside Back	21 sqft
Inside Back & Seat Pad	39 sqft

<b>Railroaded</b>	
COM	
Outside Back	1.75 yds
Inside Back & Seat Pad	2.25 yds
COL	
Outside Back	21 sq
Inside Back & Seat Pad	39 sqft

### Contrasting Fabrics B



#### Low Back

<b>Off Bolt</b> (Standard cutting method)	
COM	
Outside & Inside Back	2 yds
Seat Pad	1 yds
COL	
Outside & Inside Back	34 sqft
Seat Pad	15 sqft

<b>Railroaded</b>	
COM	
Outside & Inside Back	2 yds
Seat Pad	1 yds
COL	
Outside & Inside Back	34 sqft
Seat Pad	15 sqft

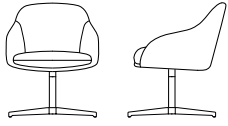
#### High Back

<b>Off Bolt</b> (Standard cutting method)	
COM	
Outside & Inside Back	2.75 yds
Seat Pad	1 yds
COL	
Outside & Inside Back	46 sqft
Seat Pad	15 sqft

<b>Railroaded</b>	
COM	
Outside & Inside Back	2.5 yds
Seat Pad	1 yds
COL	
Outside & Inside Back	46 sqft
Seat Pad	15 sqft

# MARTINI LOUNGE

COM/Grade A   Grade B   Grade C   Grade D   Grade E   Grade F   Grade G   Grade H   Leather   COL

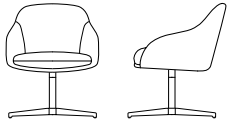


**Four Star Fixed Height Swivel w/Auto Return  
Low Back**

---

<b>292-FH-AR-4G</b>	<b>2250</b>	<b>2310</b>	<b>2365</b>	<b>2475</b>	<b>2565</b>	<b>2745</b>	<b>2910</b>	<b>3080</b>	<b>3315</b>	<b>2340</b>
---------------------	-------------	-------------	-------------	-------------	-------------	-------------	-------------	-------------	-------------	-------------

---



**Four Star Fixed Height Swivel  
Low Back**

---

<b>292-FH-SW-4G</b>	<b>2250</b>	<b>2310</b>	<b>2365</b>	<b>2475</b>	<b>2565</b>	<b>2745</b>	<b>2910</b>	<b>3080</b>	<b>3315</b>	<b>2340</b>
---------------------	-------------	-------------	-------------	-------------	-------------	-------------	-------------	-------------	-------------	-------------

---

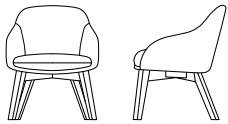


**Sled Frame  
Low Back**

---

<b>292-SL</b>	<b>2150</b>	<b>2210</b>	<b>2260</b>	<b>2365</b>	<b>2450</b>	<b>2625</b>	<b>2780</b>	<b>2945</b>	<b>3165</b>	<b>2235</b>
---------------	-------------	-------------	-------------	-------------	-------------	-------------	-------------	-------------	-------------	-------------

---



**Wood Leg Frame  
Low Back**

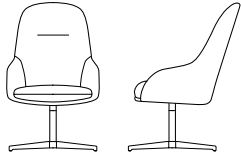
---

<b>292-WDL</b>	<b>2250</b>	<b>2310</b>	<b>2365</b>	<b>2475</b>	<b>2565</b>	<b>2745</b>	<b>2910</b>	<b>3080</b>	<b>3315</b>	<b>2340</b>
----------------	-------------	-------------	-------------	-------------	-------------	-------------	-------------	-------------	-------------	-------------

---

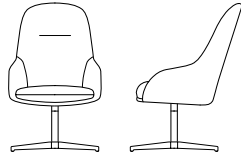
# MARTINI LOUNGE

COM/Grade A Grade B Grade C Grade D Grade E Grade F Grade G Grade H Leather COL



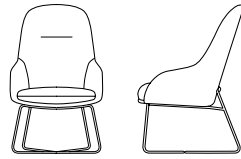
**Four Star Fixed Height Swivel w/Auto Return High Back**

293-FH-AR-4G 2350 2415 2470 2585 2680 2865 3040 3220 3460 2445



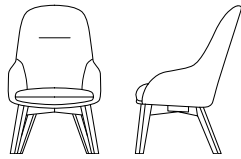
**Four Star Fixed Height Swivel High Back**

293-FH-SW-4G 2350 2415 2470 2585 2680 2865 3040 3220 3460 2445



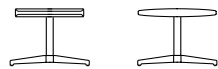
**Sled Frame High Back**

293-SL 2250 2310 2365 2475 2565 2745 2910 3080 3315 2340



**Wood Leg Frame High Back**

293-WDL 2350 2415 2470 2585 2680 2865 3040 3220 3460 2445



**Four Star Fixed Height Foot Rest**

294 750 770 790 825 855 915 970 1026 1105 780

### **PRICES**

All published prices are recommended retail prices. Applicable sales taxes are additional. Prices are subject to change without notice.

### **PAYMENT TERMS**

Net 30 days, with established credit. Until credit is approved, a fifty percent deposit must be sent with the order, the balance is due prior to shipment. Deposits are non-refundable in the event of cancellation. If deposit has been placed on original order, applicable cancellation charges to be deducted from the deposit amount. Remainder of deposit will be held in the form of a credit for future orders.

### **FREIGHT POLICY**

All orders are FOB Destination.

Orders under \$7500 net will incur a minimum freight charge of \$225.

Orders over \$7500 net will be charged the standard 3% of net freight fee.

These fees are applicable for any shipment being made within the contiguous U.S.

Source International reserves the right to select method of shipment and carrier.

### **CONCEALED DAMAGE**

If products are received damaged, a written exception should be made on the bill of lading and an immediate inspection be requested of the carrier. Concealed damage must be reported to the carrier within the specific carrier's predetermined timeline. Failure to make claims shall constitute acceptance of the products and waiver any claims of defects, errors or shortages.

### **RETURNS AND ALLOWANCES**

All product is made to order. No merchandise may be returned without a return authorization and shipping instructions. No credit or allowance will be given for repairs to defective materials unless Source International has given authority to make such repairs.

### **ORDER ENTRY**

All orders must be submitted in writing. Email to [cr@sourceinternationaldesign.com](mailto:cr@sourceinternationaldesign.com) or Fax to 508-842-1838.

### **ACKNOWLEDGEMENTS**

All orders will be acknowledged in writing. Orders will be manufactured based on the written acknowledgement. It is the customer's responsibility to review each acknowledgement and communicate with the factory if there are errors within 48 hours.

### **CANCELLATIONS**

Any changes or cancellation may result in charges if materials have entered into production. If an order is cancelled while in production, a cancellation fee will be applied based on the status of order at time of cancellation.

**FABRICS**

Not all graded in fabrics are approved for all product lines. Send memo samples for approval to:  
Source International 17 Gilmore Dr, Sutton, MA 01590.

Please tag memo samples with:

The product the fabric is being reviewed for, and your contact information

**Graded In Partners**

We are proud to offer graded in fabric programs with the following companies:

Anzea

Architex

Camira

CF Stinson

Camira

DesignTex

Knoll

Maharam

Mayer

Momentum

Ultrafabrics

**Customer's Own Material**

C.O.M. fabric must be approved prior to acceptance of the order. The material must be provided in 54" wide continuous yardage. All fabric will be directionally cut straight off the bolt unless otherwise specified. A C.O.M. form must be filled out and submitted along with purchase order. Yardage requirements listed are for small patterns or plain materials. The material must be shipped to the factory prepaid and with proper reference to the order. Source International is not responsible for appearance, performance or durability of C.O.M

**LEATHER**

Leather Prices published in this price list are for our stock leather "MAMMUT" by Wollsdorf Leather in the following colors:

25599 Black

25519 Pewter

35062 Charcoal

Additional leather colors in the Mammut line can be quoted. All other leathers will be priced as COL.