

CELEBRATE

Price List Effective January 2025



SOURCE

CELEBRATE

How to Build a Celebrate Product Number

960 - FL-NA - 9605 - SCR - PG

Style							
960	Poly Shell Chair						PG Plastic Glides
961	Poly Shell Chair with Upholstered Seat Pad						FG Felt Glides
962	Fully Upholstered						C2B Black Carpet Caster C2G Grey Carpet Caster
Base/Frame		Poly Shell/Arm Cap Colors		Metal Frame/Leg Finish		Wood Leg Finish	
SL-NA	Sled Frame, no arms	9605	White	Standard Powder Coats		NAT	Natural
SL-WA	Sled Frame, with arms	9601	Black	SCR	Soft Chrome	CHY	Cherry
FL-NA	Four Leg, no arms	9606	Rojo Red	BLK	Black Matte	WCH	Warm Cherry
FL-WA	Four Leg, with arms	9607	Graphite Grey	WHT	White	MAH	Mahogany
CS-NA	Caster Four Leg, no arms	9608	Spicy Mustard	GMTL	Gunmetal	ESP	Espresso
WDL-NA	Wood Four Leg, no arms	9609	Sky Blue	LBNZ	Light Bronze	WLT	Weathered Light
CH24SL	Counter Height Stool Sled Frame 24 in seat height	9610	Grey Beige	MBNZ	Medium Bronze	WMD	Weathered Medium
STL30SL	Bar Height Stool Sled Frame 30 in seat height			DBNZ	Dark Bronze	WNT	Walnut
				BRS	Brass	DWNT	Dark Walnut
						WGR	Weathered Grey
				Premium Powder Coats		001	Black
				STN	Stone	999	Custom
				LGB	Light Grey Blue		
				DGY	Dark Grey	P1 Painted Wood	
				LBL	Light Blue	7006	White
				AQU	Aqua	7044	Stone
				GRN	Green	7035	Light Grey
				YLW	Yellow	7012	Dark Grey
				LRD	Light Red	8012	Dark Red
						3016	Light Red
				Premium Powder Coats to Match Shell Colors		1032	Yellow
				RED	Rojo Red	6011	Green
				GRA	Graphite Grey	6033	Teal
				MUS	Spicy Mustard	6034	Aqua
				SBL	Sky Blue	5024	Light Blue
				GBE	Grey Beige	5014	Medium Blue
						7040	Light Grey Blue

Features

- Flexing one piece poly shell
- All poly shell or poly shell with upholstered seat pad, or fully upholstered
- Ash Wood Legs
- Plastic Glides (WDL and FL Frames Only)
- Arm option on SL frame with color matching polyurethane wrap-Must specify poly arm cap color
- Tubular steel arm option on FL frames
- SL Sled Frame Poly stacks 8 high on the floor, 10 high on the dolly. Fully Upholstered stacks 6 high on the floor, 8 high on the dolly
- FL Four Leg Poly stacks 8 high on the floor, 10 high on the dolly. Fully Upholstered stacks 6 high on the floor, 8 high on the dolly
- CS Caster Four Leg Poly stacks 6 high on the floor. Fully Upholstered stacks 4 high on the floor
- CH24 & STL30 Stool Frames Poly stack 6 high on the floor. Fully Upholstered stacks 4 high on the floor
- GreenGuard Certified
- Meets ANSI/BIFMA Standards
- Lifetime Limited Warranty

Dimensions

Sled Frame

Seat	17.75"D x 17"W x 18"H
Back	16.5"W x 16"H
Overall	20.5"D x 19.5"W x 32.5"H
With Arms	21.25"W x 25.25"Arm H

Four Leg

Seat	17.75"D x 17"W x 18.25"H
Back	16.5"W x 16"H
Overall	20.5"D x 20.75"W x 32.75"H
With Arms	21.5"W x 26.75"Arm H

Caster Four Leg

Seat	17.75"D x 17"W x 17.75"H
Back	16.5"W x 16"H
Overall	19"D x 21.5"W x 32.25"H

Wood Four Leg

Seat	17.75"D x 17"W x 17.5"H
Back	16.5"W x 16"H
Overall	19"D x 18.75"W x 32.75"H

Counter Height Stool

Seat	17.75"D x 17"W x 24"H
Back	16.5"W x 16"H
Overall	20.5"D x 21"W x 38.75"H

Bar Height Stool

Seat	17.75"D x 17"W x 30"H
Back	16.5"W x 16"H
Overall	20.5"D x 21"W x 44.75"H

Upholstered Seat Pad Requirement

COM	.7 yards per one or two seats
COL	7 sqft per seat

Fully Upholstered Requirement

COM	1.25 yards
COL	22.5 sqft per seat

Option Pricing


Standard Powdercoat Finish

PPC	Premium Powdercoat Finish
P1	Painted Wood Finish for Wood Legs
FG	Felt Glide (FL and WDL Base)
FG-SL	Felt Glide Sled Frame
C2B	Black Carpet Caster
C2G	Grey Carpet Caster
999	Custom Wood Finish
960 FW	Four Wheel Storage Dolly (SL and FL frames)

NC	
\$200 NET	(net charge per color per order)
\$55	
\$20	
\$20	
standard	
NC	
\$225 NET	
\$375	


CELEBRATE

COM/Grade A Grade B Grade C Grade D Grade E Grade F Grade G Grade H Leather COL



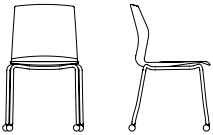
Four Leg

960-FL-NA	480										
961-FL-NA	675	690	710	740	765	825	870	920	895	710	
962-FL-NA	770	780	805	835	860	920	965	1015	985	805	



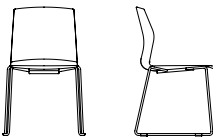
Four Leg with Arms

960-FL-WA	565										
961-FL-WA	760	770	800	825	850	910	955	1010	975	800	
962-FL-WA	855	865	895	920	945	1005	1050	1105	1070	895	



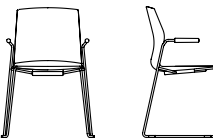
Caster Four Leg

960-CS-NA	675										
961-CS-NA	865	875	900	930	955	1015	1055	1110	1080	900	
962-CS-NA	960	970	990	1025	1050	1110	1150	1200	1175	990	



Sled Frame


960-SL-NA	510										
961-SL-NA	705	720	740	765	800	850	900	950	920	740	
962-SL-NA	800	815	835	860	895	945	990	1045	1015	835	



Sled Frame with Arms

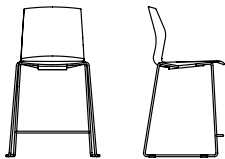
960-SL-WA	630										
961-SL-WA	820	830	850	880	910	965	1015	1060	1035	850	
962-SL-WA	915	925	945	975	1005	1060	1110	1155	1130	945	

COM/Grade A Grade B Grade C Grade D Grade E Grade F Grade G Grade H Leather COL




Wood Four Leg

960-WDL-NA	850									
961-WDL-NA	1030	1040	1060	1090	1120	1175	1225	1270	1245	1060
962-WDL-NA	1125	1135	1155	1185	1215	1270	1320	1365	1340	1155



Counter Height Sled Frame Stool 24 in. Seat Ht

960-CH24SL-NA	690									
961-CH24SL-NA	875	885	910	940	965	1025	1070	1120	1090	910
962-CH24SL-NA	970	980	1005	1035	1060	1120	1165	1215	1185	1005



Bar Height Sled Frame Stool 30 in. Seat Ht

960-STL30SL-NA	720									
961-STL30SL-NA	905	915	940	965	990	1050	1095	1150	1120	940
962-STL30SL-NA	1000	1010	1035	1060	1085	1145	1190	1245	1215	1035

CELEBRATE

How to Build a Celebrate Swivel Product Number

960 - H4-NA - 9605 - SCR - C2G

Style 960 Poly Shell Chair 961 Poly Shell Chair with Upholstered Seat Pad 962 Fully Upholstered	Base/Frame H4-NA High Four Swivel Base, no arms H4-WA High Four Swivel Base with arms H4C-NA High Four Swivel Base with Casters, no arms H4C-WA High Four Swivel Base with Casters with arms TSC-NA Five Star Height Adjustable, no arms, simple tilt TSC-WA Five Star Height Adjustable, with arms, simple tilt	Glides/Casters FG Felt Glides(H4 base only) C2B Black Carpet Caster C2G Grey Carpet Caster C7B Chrome Caster with Black Tread C7G Chrome Caster with Grey Tread
	Poly Shell Colors 9605 White 9601 Black 9606 Rojo Red 9607 Graphite Grey 9608 Spicy Mustard 9609 Sky Blue 9610 Grey Beige	Plastic Base B2 Black Plastic Five Star Metal Base Finish PAL Polished Aluminum
	Standard Powder Coats SCR Soft Chrome BLK Black Matte WHT White GMTL Gunmetal LBNZ Light Bronze MBNZ Medium Bronze DBNZ Dark Bronze BRS Brass	Premium Powder Coats STN Stone LGB Light Grey Blue DGY Dark Grey LBL Light Blue AQU Aqua GRN Green YLW Yellow LRD Light Red Premium Powder Coats to Match Shell Colors RED Rojo Red GRA Graphite Grey MUS Spicy Mustard SBL Sky Blue GBE Grey Beige

Features

- Flexing one piece poly shell
- All poly shell or all poly shell with upholstered seat pad, or fully upholstered
- Tubular steel arm option on all swivel models
- Three swivel base options
- TSC has simple tilt and seat height adjustment
- GreenGuard Certified
- Meets ANSI/BIFMA Standards
- Lifetime Limited Warranty

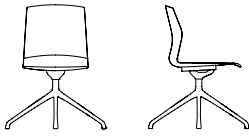
Dimensions

High Four Swivel Seat 17.75"D x 17"W x 18"H Back 16.5"W x 16"H Overall 19"D x 26.25"W x 32.5"H With Arms 21.5"W x 25.25"Arm H Base Dia. 26.25"	Five Star Height Adjustable Seat 17.75"D x 17"W x 17"-20.5"H Back 16.5"W x 16"H Overall 26.5"D x 29"W x 32"-35.5"H With Arms 21.5"W x 26.5-30"Arm H Base Dia. 29"	Upholstered Seat Pad Requirement COM .7 yards per one or two seats COL 7 sqft per seat
High Four Swivel with Casters Seat 17.75"D x 17"W x 18"H Back 16.5"W x 16"H Overall 19"D x 27"W x 32.5"H With Arms 21.5"W x 25.25"Arm H Base Dia. 27"		Fully Upholstered Requirement COM 1.25 yards COL 22.5 sqft per seat

Option Pricing


PAL Polished aluminum	Standard
Standard Powdercoat Finish	Standard
PPC Premium Powdercoat Finish	\$200 NET (net charge per color per order)
B2 Black plastic base (TSC base option)	\$130 Deduct
FG Felt Glide (H4 Base)	Standard
C2B Carpet Caster Black	Standard
C2G Carpet Caster Grey	NC
C7B Chrome Caster with Black Tread	NC
C7G Chrome Caster with Grey Tread	NC

COM/Grade A Grade B Grade C Grade D Grade E Grade F Grade G Grade H Leather COL




High Four Swivel Base

960-H4-NA	775									
961-H4-NA	960	970	990	1025	1050	1110	1155	1200	1175	990
962-H4-NA	1055	1065	1085	1120	1145	1200	1250	1295	1270	1085



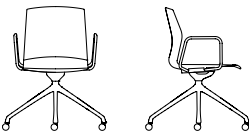
High Four Swivel Base with Arms

960-H4-WA	955									
961-H4-WA	1130	1145	1165	1190	1225	1275	1325	1375	1345	1165
962-H4-WA	1225	1240	1260	1285	1320	1370	1420	1470	1440	1260



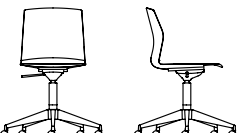
High Four Swivel Base with Casters

960-H4C-NA	805									
961-H4C-NA	985	1005	1025	1050	1080	1135	1180	1235	1200	1025
962-H4C-NA	1080	1095	1120	1145	1175	1230	1275	1330	1295	1120




High Four Swivel Base with Casters and Arms

960-H4C-WA	985									
961-H4C-WA	1160	1170	1190	1225	1250	1305	1355	1400	1375	1190
962-H4C-WA	1255	1265	1285	1320	1345	1400	1450	1495	1470	1285



Five Star Swivel Base Height Adjustable

960-TSC-NA	690									
961-TSC-NA	875	885	910	940	965	1025	1070	1120	1090	910
962-TSC-NA	970	980	1005	1035	1060	1120	1165	1215	1185	1005



Five Star Swivel Base Height Adjustable with Arms

960-TSC-WA	865									
961-TSC-WA	1045	1055	1080	1110	1135	1190	1240	1290	1260	1080
962-TSC-WA	1140	1150	1175	1200	1230	1285	1335	1385	1355	1175

PRICES

All published prices are recommended retail prices. Applicable sales taxes are additional. Prices are subject to change without notice.

PAYMENT TERMS

Net 30 days, with established credit. Until credit is approved, a fifty percent deposit must be sent with the order, the balance is due prior to shipment. Deposits are non-refundable in the event of cancellation. If deposit has been placed on original order, applicable cancellation charges to be deducted from the deposit amount. Remainder of deposit will be held in the form of a credit for future orders.

FREIGHT POLICY

Effective January 1, 2023

All orders are FOB Destination.

Orders under \$7500 net will incur a minimum freight charge of \$225.

Orders over \$7500 net will be charged the standard 3% of net freight fee.

These fees are applicable for any shipment being made within the contiguous U.S.

Source International reserves the right to select method of shipment and carrier.

CONCEALED DAMAGE

If products are received damaged, a written exception should be made on the bill of lading and an immediate inspection be requested of the carrier. Concealed damage must be reported to the carrier within the specific carrier's predetermined timeline. Failure to make claims shall constitute acceptance of the products and waiver any claims of defects, errors or shortages.

RETURNS AND ALLOWANCES

All product is made to order. No merchandise may be returned without a return authorization and shipping instructions. No credit or allowance will be given for repairs to defective materials unless Source International has given authority to make such repairs.

ORDER ENTRY

All orders must be submitted in writing. Email to cr@sourceinternationaldesign.com or Fax to 508-842-1838.

ACKNOWLEDGEMENTS

All orders will be acknowledged in writing. Orders will be manufactured based on the written acknowledgement. It is the customer's responsibility to review each acknowledgement and communicate with the factory if there are errors within 48 hours.

CANCELLATIONS

Any changes or cancellation may result in charges if materials have entered into production. If an order is cancelled while in production, a cancellation fee will be applied based on the status of order at time of cancellation.

FABRICS

Not all graded in fabrics are approved for all product lines. Send memo samples for approval to:
Source International 17 Gilmore Dr, Sutton, MA 01590.

Please tag memo samples with:

The product the fabric is being reviewed for, and your contact information

Graded In Partners

We are proud to offer graded in fabric programs with the following companies:

Anzea

Architex

Camira

CF Stinson

Camira

DesignTex

Knoll

Maharam

Mayer

Momentum

Ultrafabrics

Customer's Own Material

C.O.M. fabric must be approved prior to acceptance of the order. The material must be provided in 54" wide continuous yardage. All fabric will be directionally cut straight off the bolt unless otherwise specified. A C.O.M. form must be filled out and submitted along with purchase order. Yardage requirements listed are for small patterns or plain materials. The material must be shipped to the factory prepaid and with proper reference to the order. Source International is not responsible for appearance, performance or durability of C.O.M

LEATHER

Leather Prices published in this price list are for our stock leather "MAMMUT" by Wollsdorf Leather in the following colors:

25599 Black

25519 Pewter

35062 Charcoal

Additional leather colors in the Mammut line can be quoted. All other leathers will be priced as COL.