

CELEBRATE

Price List Effective January 2024



SOURCE

CELEBRATE

How to Build a Celebrate Product Number

960 - FL-NA - 9605 - SCR - PG

Style						PG	Plastic Glides
960	Poly Shell Chair					FG	Felt Glides
961	Poly Shell Chair with Upholstered Seat Pad					C2B	Black Carpet Caster
962	Fully Upholstered					C2G	Grey Carpet Caster
Base/Frame		Poly Shell/Arm Cap Colors		Metal Frame/Leg Finish			Wood Leg Finish
SL-NA	Sled Frame, no arms	9605	White	Standard Powder Coats		NAT	Natural
SL-WA	Sled Frame, with arms	9601	Black	SCR	Soft Chrome	CHY	Cherry
FL-NA	Four Leg, no arms	9606	Rojo Red	BLK	Black Matte	WCH	Warm Cherry
FL-WA	Four Leg, with arms	9607	Graphite Grey	WHT	White	MAH	Mahogany
CS-NA	Caster Four Leg, no arms	9608	Spicy Mustard	GMTL	Gunmetal	ESP	Espresso
WDL-NA	Wood Four Leg, no arms	9609	Sky Blue	LBNZ	Light Bronze	WLT	Weathered Light
CH24SL	Counter Height Stool Sled Frame 24 in seat height	9610	Grey Beige	MBNZ	Medium Bronze	WMD	Weathered Medium
STL30SL	Bar Height Stool Sled Frame 30 in seat height			DBNZ	Dark Bronze	WNT	Walnut
				BRS	Brass	DWNT	Dark Walnut
						WGR	Weathered Grey
						001	Black
						999	Custom
				Premium Powder Coats			P1 Painted Wood
				STN	Stone	7006	White
				LGB	Light Grey Blue	7044	Stone
				DGY	Dark Grey	7035	Light Grey
				LBL	Light Blue	7012	Dark Grey
				AQU	Aqua	8012	Dark Red
				GRN	Green	3016	Light Red
				YLW	Yellow	1032	Yellow
				LRD	Light Red	6011	Green
						6033	Teal
				Premium Powder Coats to Match Shell Colors		6034	Aqua
				RED	Rojo Red	5024	Light Blue
				GRA	Graphite Grey	5014	Medium Blue
				MUS	Spicy Mustard	7040	Light Grey Blue
				SBL	Sky Blue		
				GBE	Grey Beige		

Features

- Flexing one piece poly shell
- All poly shell or poly shell with upholstered seat pad, or fully upholstered
- Ash Wood Legs
- Plastic Glides (WDL and FL Frames Only)
- Arm option on SL frame with color matching polyurethane wrap-Must specify poly arm cap color
- Tubular steel arm option on FL frames
- SL Sled Frame Poly stacks 8 high on the floor, 10 high on the dolly. Fully Upholstered stacks 6 high on the floor, 8 high on the dolly
- FL Four Leg Poly stacks 8 high on the floor, 10 high on the dolly. Fully Upholstered stacks 6 high on the floor, 8 high on the dolly
- CS Caster Four Leg Poly stacks 6 high on the floor. Fully Upholstered stacks 4 high on the floor
- CH24 & STL30 Stool Frames Poly stack 6 high on the floor. Fully Upholstered stacks 4 high on the floor
- GreenGuard Certified
- Meets ANSI/BIFMA Standards
- Lifetime Limited Warranty

Dimensions

Sled Frame

Seat	17.75"D x 17"W x 18"H
Back	16.5"W x 16"H
Overall	20.5"D x 19.5"W x 32.5"H
With Arms	21.25"W x 25.25"Arm H

Four Leg

Seat	17.75"D x 17"W x 18.25"H
Back	16.5"W x 16"H
Overall	20.5"D x 20.75"W x 32.75"H
With Arms	21.5"W x 26.75"Arm H

Caster Four Leg

Seat	17.75"D x 17"W x 17.75"H
Back	16.5"W x 16"H
Overall	19"D x 21.5"W x 32.25"H

Wood Four Leg

Seat	17.75"D x 17"W x 17.5"H
Back	16.5"W x 16"H
Overall	19"D x 18.75"W x 32.75"H

Counter Height Stool

Seat	17.75"D x 17"W x 24"H
Back	16.5"W x 16"H
Overall	20.5"D x 21"W x 38.75"H

Bar Height Stool

Seat	17.75"D x 17"W x 30"H
Back	16.5"W x 16"H
Overall	20.5"D x 21"W x 44.75"H

Upholstered Seat Pad Requirement

COM	.7 yards per one or two seats
COL	7 sqft per seat

Fully Upholstered Requirement

COM	1.25 yards
COL	22.5 sqft per seat

Option Pricing


Standard Powdercoat Finish

PPC	Premium Powdercoat Finish
P1	Painted Wood Finish for Wood Legs
FG	Felt Glide (FL and WDL Base)
FG-SL	Felt Glide Sled Frame
C2B	Black Carpet Caster
C2G	Grey Carpet Caster
GD-SL	Plastic Ganger (Sled Frame only)
999	Custom Wood Finish
960 FW	Four Wheel Storage Dolly (SL and FL frames)

NC	
\$200 NET	(net charge per color per order)
\$55	
\$20	
\$20	
standard	
NC	
\$25	
\$225 NET	
\$375	

CELEBRATE

COM/Grade A Grade B Grade C Grade D Grade E Grade F Grade G Grade H Leather COL



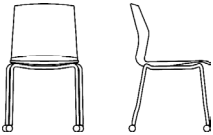
Four Leg

960-FL-NA	455										
961-FL-NA	645	655	675	705	730	785	830	875	850	675	
962-FL-NA	735	745	765	795	820	875	920	965	940	765	



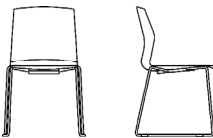
For Leg with Arms

960-FL-WA	540										
961-FL-WA	725	735	760	785	810	865	910	960	930	760	
962-FL-WA	815	825	850	875	900	955	1000	1050	1020	850	



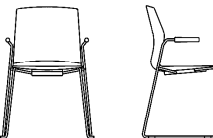
Caster Four Leg

960-CS-NA	645										
961-CS-NA	825	835	855	885	910	965	1005	1055	1030	855	
962-CS-NA	915	925	945	975	1000	1055	1095	1145	1120	945	



Sled Frame

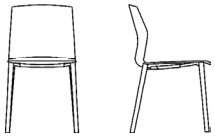
960-SL-NA	485										
961-SL-NA	670	685	705	730	760	810	855	905	875	705	
962-SL-NA	760	775	795	820	850	900	945	995	965	795	



Sled Frame with Arms

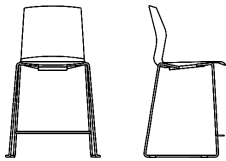
960-SL-WA	600										
961-SL-WA	780	790	810	840	865	920	965	1010	985	810	
962-SL-WA	870	880	900	930	955	1010	1055	1100	1075	900	

COM/Grade A Grade B Grade C Grade D Grade E Grade F Grade G Grade H Leather COL



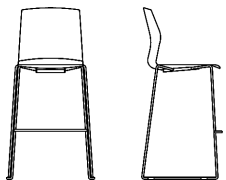
Wood Four Leg

960-WDL-NA	810									
961-WDL-NA	980	990	1010	1040	1065	1120	1165	1210	1185	1010
962-WDL-NA	1070	1080	1100	1130	1155	1210	1255	1300	1275	1100



Counter Height Sled Frame Stool 24 in. Seat Ht

960-CH24SL-NA	655									
961-CH24SL-NA	835	845	865	895	920	975	1020	1065	1040	865
962-CH24SL-NA	925	935	955	985	1010	1065	1110	1155	1130	955



Bar Height Sled Frame Stool 30 in. Seat Ht

960-STL30SL-NA	685									
961-STL30SL-NA	860	870	895	920	945	1000	1045	1095	1065	895
962-STL30SL-NA	950	960	985	1010	1035	1090	1135	1185	1155	985

CELEBRATE

How to Build a Celebrate Swivel Product Number

960 - H4-NA - 9605 - SCR - C2G

Style				Glides/Casters
960	Poly Shell Chair			FG Felt Glides(H4 base only)
961	Poly Shell Chair with Upholstered Seat Pad			C2B Black Carpet Caster
962	Fully Upholstered			C2G Grey Carpet Caster
Base/Frame				C7B Chrome Caster with Black Tread
H4-NA	High Four Swivel Base, no arms			C7G Chrome Caster with Grey Tread
H4-WA	High Four Swivel Base with arms			
H4C-NA	High Four Swivel Base with Casters, no arms			
H4C-WA	High Four Swivel Base with Casters with arms			
TSC-NA	Five Star Height Adjustable, no arms, simple tilt			
TSC-WA	Five Star Height Adjustable, with arms, simple tilt			
		Plastic Base		
		B2	Black Plastic Five Star	
		Metal Base Finish		
		PAL	Polished Aluminum	
	Poly Shell Colors			
	9605	White	Standard Powder Coats	Premium Powder Coats
	9601	Black	SCR Soft Chrome	STN Stone
	9606	Rojo Red	BLK Black Matte	LGB Light Grey Blue
	9607	Graphite Grey	WHT White	DGY Dark Grey
	9608	Spicy Mustard	GMTL Gunmetal	LBL Light Blue
	9609	Sky Blue	LBNZ Light Bronze	AQU Aqua
	9610	Grey Beige	MBNZ Medium Bronze	GRN Green
			DBNZ Dark Bronze	YLW Yellow
			BRS Brass	LRD Light Red
				Premium Powder Coats to Match Shell Colors
				RED Rojo Red
				GRA Graphite Grey
				MUS Spicy Mustard
				SBL Sky Blue
				GBE Grey Beige

Features

- Flexing one piece poly shell
- All poly shell or all poly shell with upholstered seat pad, or fully upholstered
- Tubular steel arm option on all swivel models
- Three swivel base options
- TSC has simple tilt and seat height adjustment
- GreenGuard Certified
- Meets ANSI/BIFMA Standards
- Lifetime Limited Warranty


Dimensions

High Four Swivel	Five Star Height Adjustable	Upholstered Seat Pad Requirement
Seat 17.75"D x 17"W x 18"H	Seat 17.75"D x 17"W x 17"-20.5"H	COM .7 yards per one or two seats
Back 16.5"W x 16"H	Back 16.5"W x 16"H	COL 7 sqft per seat
Overall 19"D x 26.25"W x 32.5"H	Overall 26.5"D x 29"W x 32"-35.5"H	
With Arms 21.5"W x 25.25"Arm H	With Arms 21.5"W x 26.5-30"Arm H	Fully Upholstered Requirement
Base Dia. 26.25"	Base Dia. 29"	COM 1.25 yards
		COL 22.5 sqft per seat
High Four Swivel with Casters		
Seat 17.75"D x 17"W x 18"H		
Back 16.5"W x 16"H		
Overall 19"D x 27"W x 32.5"H		
With Arms 21.5"W x 25.25"Arm H		
Base Dia. 27"		

Option Pricing

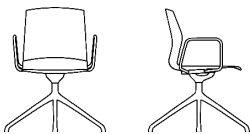
PAL	Polished aluminum	Standard
Standard Powdercoat Finish		Standard
PPC	Premium Powdercoat Finish	\$200 NET (net charge per color per order)
B2	Black plastic base (TSC base option)	\$130 Deduct
FG	Felt Glide (H4 Base)	Standard
C2B	Carpet Caster Black	Standard
C2G	Carpet Caster Grey	NC
C7B	Chrome Caster with Black Tread	NC
C7G	Chrome Caster with Grey Tread	NC

COM/Grade A Grade B Grade C Grade D Grade E Grade F Grade G Grade H Leather COL




High Four Swivel Base

960-H4-NA	740									
961-H4-NA	915	925	945	975	1000	1055	1100	1145	1120	945
962-H4-NA	1005	1015	1035	1065	1090	1145	1190	1235	1210	1035



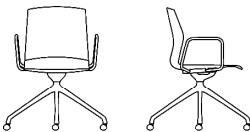
High Four Swivel Base with Arms

960-H4-WA	910									
961-H4-WA	1075	1090	1110	1135	1165	1215	1260	1310	1280	1110
962-H4-WA	1165	1180	1200	1225	1255	1305	1350	1400	1370	1200



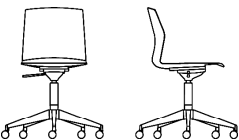
High Four Swivel Base with Casters

960-H4C-NA	765									
961-H4C-NA	940	955	975	1000	1030	1080	1125	1175	1145	975
962-H4C-NA	1030	1045	1065	1090	1120	1170	1215	1265	1235	1065



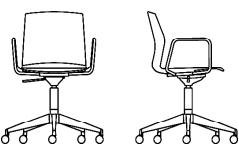
High Four Swivel Base with Casters and Arms

960-H4C-WA	940									
961-H4C-WA	1105	1115	1135	1165	1190	1245	1290	1335	1310	1135
962-H4C-WA	1195	1205	1225	1255	1280	1335	1380	1425	1400	1225



Five Star Swivel Base Height Adjustable

960-TSC-NA	655									
961-TSC-NA	835	845	865	895	920	975	1020	1065	1040	865
962-TSC-NA	925	935	955	985	1010	1065	1110	1155	1130	955



Five Star Swivel Base Height Adjustable with Arms

960-TSC-WA	825									
961-TSC-WA	995	1005	1030	1055	1080	1135	1180	1230	1200	1030
962-TSC-WA	1085	1095	1120	1145	1170	1225	1270	1320	1290	1120

PRICES

All published prices are recommended retail prices. Applicable sales taxes are additional. Prices are subject to change without notice.

PAYMENT TERMS

Net 30 days, with established credit. Until credit is approved, a fifty percent deposit must be sent with the order, the balance is due prior to shipment. Deposits are non-refundable in the event of cancellation. If deposit has been placed on original order, applicable cancellation charges to be deducted from the deposit amount. Remainder of deposit will be held in the form of a credit for future orders.

FREIGHT POLICY

Effective January 1, 2023

All orders are FOB Destination.

Orders under \$7500 net will incur a minimum freight charge of \$225.

Orders over \$7500 net will be charged the standard 3% of net freight fee.

These fees are applicable for any shipment being made within the contiguous U.S.

Source International reserves the right to select method of shipment and carrier.

CONCEALED DAMAGE

If products are received damaged, a written exception should be made on the bill of lading and an immediate inspection be requested of the carrier. Concealed damage must be reported to the carrier within the specific carrier's predetermined timeline. Failure to make claims shall constitute acceptance of the products and waiver any claims of defects, errors or shortages.

RETURNS AND ALLOWANCES

All product is made to order. No merchandise may be returned without a return authorization and shipping instructions. No credit or allowance will be given for repairs to defective materials unless Source International has given authority to make such repairs.

ORDER ENTRY

All orders must be submitted in writing. Email to cr@sourceinternationaldesign.com or Fax to 508-842-1838.

ACKNOWLEDGEMENTS

All orders will be acknowledged in writing. Orders will be manufactured based on the written acknowledgement. It is the customer's responsibility to review each acknowledgement and communicate with the factory if there are errors within 48 hours.

CANCELLATIONS

Any changes or cancellation may result in charges if materials have entered into production. If an order is cancelled while in production, a cancellation fee will be applied based on the status of order at time of cancellation.

FABRICS

Not all graded in fabrics are approved for all product lines. Send memo samples for approval to:
Source International 17 Gilmore Dr, Sutton, MA 01590.

Please tag memo samples with:

The product the fabric is being reviewed for, and your contact information

Graded In Partners

We are proud to offer graded in fabric programs with the following companies:

Anzea

Architex

Camira

CF Stinson

Camira

DesignTex

Knoll

Maharam

Mayer

Momentum

Ultrafabrics

Customer's Own Material

C.O.M. fabric must be approved prior to acceptance of the order. The material must be provided in 54" wide continuous yardage. All fabric will be directionally cut straight off the bolt unless otherwise specified. A C.O.M. form must be filled out and submitted along with purchase order. Yardage requirements listed are for small patterns or plain materials. The material must be shipped to the factory prepaid and with proper reference to the order. Source International is not responsible for appearance, performance or durability of C.O.M

LEATHER

Leather Prices published in this price list are for our stock leather "MAMMUT" by Wollsdorf Leather in the following colors:

25599 Black

25519 Pewter

35062 Charcoal

Additional leather colors in the Mammut line can be quoted. All other leathers will be priced as COL.