

# BLISS

MULTIUSE CHAIR

SWIVEL

STOOL

Price List Effective January 2024



SOURCE

# BLISS

## How to Build a Bliss Product Number

# 200 - ST - BLK - NAT - C2

<b>Style</b>	200 Fully Upholstered Chair	
<b>Base/Frame</b>	SL Sled Frame WSV Wood Swivel ST Height Adjustable Five Star Swivel Tilt w/Tension Control & Casters WDL Wood Four Leg CH24SL Counter Height Sled Frame Stool STL30SL Bar Height Sled Frame Stool CH24WDL Counter Height Wood Leg Stool STL30WDL Bar Height Wood Leg Stool	
<b>SL Metal Sled Base (Chair &amp; Stool) Finish</b>	<b>Standard Powder Coats</b>	<b>Premium Powder Coats</b>
	BLK Matte Black SCR Soft Chrome CHR Chrome WHT White LBNZ Light Bronze MBNZ Medium Bronze DBNZ Dark Bronze GMTL Gunmetal BRS Brass	STN Stone LGB Light Grey Blue DGY Dark Grey LBL Light Blue AQU Aqua GRN Green YLW Yellow LRD Light Red
<b>WSV Wood Swivel Metal Bracket Finish</b>	BLK Matte Black PAL Polished Aluminum WHT White	
<b>ST Metal Base Finish</b>	BLK Matte Black PAL Polished Aluminum	

<b>Casters</b>	C7B Chrome Caster w/Black Tread(standard) C7G Chrome Caster w/Grey Tread C2 Carpet, Black C2G Carpet, Grey
<b>Glides</b>	FG Felt Glides for Sled Base SL and Wood Bases WSV & WDL PG Plastic Glides for Sled Base SL
<b>Wood Finish</b>	NAT Natural CHY Cherry WCH Warm Cherry MAH Mahogany ESP Espresso WLT Weathered Light WMD Weathered Medium WGR Weathered Grey WNT Walnut DWNT Dark Walnut 999 Custom 001 Black

## Features

- Fully Upholstered Shell with Arms
- Eight Base Options
- Plastic Glide Standard on Wood Bases WSV and WDL, Felt Glide Optional
- Plastic or Felt Glides Available for Sled Base SL. Must Order.
- GreenGuard Certified
- CAL 117 Standard CAL 133 Optional
- Meets ANSI/BIFMA Standards
- Lifetime Limited Warranty

## Dimensions

<b>Sled Frame</b>	<b>Wood Swivel</b>	<b>Sled Frame Stool Counter Height</b>
Seat 18"H x 19.5"W x 17.5"D	Seat 18"H x 19.5"W x 17.5"D	Seat 24"H x 16"W x 15.5"D
Back 14"H	Back 14"H	Overall 29"H x 19"W x 19"D
Inside Arms 19.5	Inside Arms 19.5	<b>Bar Height</b>
Overall 32.5"H x 26"W x 23"D	Base Dia. 26"	Seat 30"H x 16"W x 15.5"D
	Overall 32.5"H x 26"W x 23"D	Overall 35"H x 20"W x 19"D
<b>Wood Four Leg</b>	<b>Height Adjustable Swivel Tilt</b>	<b>Wood Leg Stool Counter Height</b>
Seat 18"H x 19.5"W x 17.5"D	Seat 16.5-19"H x 19.5"W x 17.5"D	Seat 24"H x 16"W x 15.5"D
Back 14"H	Back 14"H	Overall 29"H x 18"W x 19"D
Inside Arms 19.5	Inside Arms 19.5	<b>Bar Height</b>
Overall 32.5"H x 26"W x 23"D	Base Dia. 26"	Seat 30"H x 16"W x 15.5"D
	Overall 30-32.5"H x 26"W x 26"D	Overall 35"H x 19"W x 20"D

# BLISS

---

## Textile Requirements

### COM

Chair 1.75 yds  
Stool .75 yds

### COL

Chair 31 sq ft  
Stool 14 sq ft


---

## Option Pricing

F2	CAL 133 Compliance, Seat and Back	\$65
FG	Felt Glides for Sled Base SL and Wood Bases WSV & WDL	\$20
PG	Plastic Glides for Sled Base SL	\$20
C7G	Chrome Caster with Grey Tread	N/C
C2	Carpet Caster, Black	N/C
C2G	Carpet Caster, Grey	N/C
999	Custom Wood Finish Option - Set Up Fee	\$225 NET
PPC	Premium Powder Coat Finish Upcharge - Net Charge Per Color Per Order	\$200 NET
	Powder Coat Finish Options	
	Specify Finish Option from Above—Add to Chrome Price	\$40

# BLISS

COM/Grade A Grade B Grade C Grade D Grade E Grade F Grade G Grade H Leather COL



## Sled Frame

<b>200-SL</b>	<b>1300</b>	<b>1340</b>	<b>1370</b>	<b>1440</b>	<b>1495</b>	<b>1605</b>	<b>1710</b>	<b>1810</b>	<b>1960</b>	<b>1355</b>
---------------	-------------	-------------	-------------	-------------	-------------	-------------	-------------	-------------	-------------	-------------




## Wood Swivel

<b>200-WSV</b>	<b>1550</b>	<b>1590</b>	<b>1620</b>	<b>1690</b>	<b>1745</b>	<b>1855</b>	<b>1960</b>	<b>2060</b>	<b>2210</b>	<b>1605</b>
----------------	-------------	-------------	-------------	-------------	-------------	-------------	-------------	-------------	-------------	-------------



## Height Adjustable Swivel Tilt

<b>200-ST</b>	<b>1450</b>	<b>1490</b>	<b>1520</b>	<b>1590</b>	<b>1645</b>	<b>1765</b>	<b>1860</b>	<b>1970</b>	<b>2110</b>	<b>1505</b>
---------------	-------------	-------------	-------------	-------------	-------------	-------------	-------------	-------------	-------------	-------------




## Wood Four Leg

<b>200-WDL</b>	<b>1350</b>	<b>1390</b>	<b>1420</b>	<b>1490</b>	<b>1545</b>	<b>1655</b>	<b>1760</b>	<b>1860</b>	<b>2010</b>	<b>1405</b>
----------------	-------------	-------------	-------------	-------------	-------------	-------------	-------------	-------------	-------------	-------------


# BLISS

COM/Grade A Grade B Grade C Grade D Grade E Grade F Grade G Grade H Leather COL




**Sled Frame Stool  
Counter Height**

<b>200-CH24SL</b>	<b>850</b>	<b>890</b>	<b>920</b>	<b>990</b>	<b>1045</b>	<b>1155</b>	<b>1260</b>	<b>1360</b>	<b>1510</b>	<b>905</b>
-------------------	------------	------------	------------	------------	-------------	-------------	-------------	-------------	-------------	------------




**Sled Frame Stool  
Bar Height**

<b>200-STL30SL</b>	<b>900</b>	<b>940</b>	<b>970</b>	<b>1040</b>	<b>1095</b>	<b>1205</b>	<b>1310</b>	<b>1410</b>	<b>1560</b>	<b>955</b>
--------------------	------------	------------	------------	-------------	-------------	-------------	-------------	-------------	-------------	------------



**Wood Leg Stool  
Counter Height**

<b>200-CH24WDL</b>	<b>1150</b>	<b>1190</b>	<b>1220</b>	<b>1290</b>	<b>1345</b>	<b>1455</b>	<b>1560</b>	<b>1660</b>	<b>1810</b>	<b>1205</b>
--------------------	-------------	-------------	-------------	-------------	-------------	-------------	-------------	-------------	-------------	-------------



**Wood Leg Stool  
Bar Height**

<b>200-STL30WDL</b>	<b>1200</b>	<b>1240</b>	<b>1270</b>	<b>1340</b>	<b>1395</b>	<b>1505</b>	<b>1610</b>	<b>1710</b>	<b>1860</b>	<b>1255</b>
---------------------	-------------	-------------	-------------	-------------	-------------	-------------	-------------	-------------	-------------	-------------

### **PRICES**

All published prices are recommended retail prices. Applicable sales taxes are additional. Prices are subject to change without notice.

### **PAYMENT TERMS**

Net 30 days, with established credit. Until credit is approved, a fifty percent deposit must be sent with the order, the balance is due prior to shipment. Deposits are non-refundable in the event of cancellation. If deposit has been placed on original order, applicable cancellation charges to be deducted from the deposit amount. Remainder of deposit will be held in the form of a credit for future orders.

### **FREIGHT POLICY**

All orders are FOB Destination.

Orders under \$7500 net will incur a minimum freight charge of \$225.

Orders over \$7500 net will be charged the standard 3% of net freight fee.

These fees are applicable for any shipment being made within the contiguous U.S.

Source International reserves the right to select method of shipment and carrier.

### **CONCEALED DAMAGE**

If products are received damaged, a written exception should be made on the bill of lading and an immediate inspection be requested of the carrier. Concealed damage must be reported to the carrier within the specific carrier's predetermined timeline. Failure to make claims shall constitute acceptance of the products and waiver any claims of defects, errors or shortages.

### **RETURNS AND ALLOWANCES**

All product is made to order. No merchandise may be returned without a return authorization and shipping instructions. No credit or allowance will be given for repairs to defective materials unless Source International has given authority to make such repairs.

### **ORDER ENTRY**

All orders must be submitted in writing. Email to [cr@sourceinternationaldesign.com](mailto:cr@sourceinternationaldesign.com) or Fax to 508-842-1838.

### **ACKNOWLEDGEMENTS**

All orders will be acknowledged in writing. Orders will be manufactured based on the written acknowledgement. It is the customer's responsibility to review each acknowledgement and communicate with the factory if there are errors within 48 hours.

### **CANCELLATIONS**

Any changes or cancellation may result in charges if materials have entered into production. If an order is cancelled while in production, a cancellation fee will be applied based on the status of order at time of cancellation.

### **FABRICS**

Not all graded in fabrics are approved for all product lines. Send memo samples for approval to:  
Source International 17 Gilmore Dr, Sutton, MA 01590.

Please tag memo samples with:

The product the fabric is being reviewed for, and your contact information

### **Graded In Partners**

We are proud to offer graded in fabric programs with the following companies:

Anzea

Architex

Camira

CF Stinson

Camira

DesignTex

Knoll

Maharam

Mayer

Momentum

Ultrafabrics

### **Customer's Own Material**

C.O.M. fabric must be approved prior to acceptance of the order. The material must be provided in 54" wide continuous yardage. All fabric will be directionally cut straight off the bolt unless otherwise specified. A C.O.M. form must be filled out and submitted along with purchase order. Yardage requirements listed are for small patterns or plain materials. The material must be shipped to the factory prepaid and with proper reference to the order. Source International is not responsible for appearance, performance or durability of C.O.M

### **LEATHER**

Leather Prices published in this price list are for our stock leather "MAMMUT" by Wollsdorf Leather in the following colors:

25599 Black

25519 Pewter

35062 Charcoal

Additional leather colors in the Mammut line can be quoted. All other leathers will be priced as COL.