

MARTINI

GUEST

SWIVEL

LOUNGE

Price List Effective January 2024



SOURCE

MARTINI

How to Build a Martini Product Number

290 - H4 - B4 - WDL - C2

Style	_____		Caster	_____	
290	Fully Upholstered Shell Open Back		C7B	Chrome Caster w/Black Tread(standard)	
291	Fully Upholstered Shell Full Back		C7G	Chrome Caster w/Grey Tread	
Base/Frame	_____		C1	Hard Floor, Black	
SL	Sled Frame		C2	Carpet, Black	
H4	High Four Swivel Base		C2G	Carpet, Grey	
H4C	High Four Swivel Base w/Casters		Wood Leg Finish	_____	
F4	Flat Four Swivel Base		NAT	Natural	
WDL	Wood Leg Base		CHY	Cherry	
Metal Base Finish	_____		WCH	Warm Cherry	
Standard Powder Coats	_____		MAH	Mahogany	
B0	Black Matte	Premium Powder Coats	ESP	Espresso	
B4	Polished Aluminum	STN	Stone	WLT	Weathered Light
B5	Soft Chrome	LGB	Light Grey Blue	WMD	Weathered Medium
B6	Chrome	DGY	Dark Grey	WGR	Weathered Grey
B7	White	LBL	Light Blue	WNT	Walnut
LBNZ	Light Bronze	AQU	Aqua	DWNT	Dark Walnut
MBNZ	Medium Bronze	GRN	Green	999	Custom
DBNZ	Dark Bronze	YLW	Yellow	001	Black
GMTL	Gunmetal	LRD	Light Red		
BRS	Brass				

Features

Fully Upholstered Shell with Open and Full Back Options
 Two Tone Upholstery Available. Contact Customer Service for Details.
 Five Base Options
 Felt Glide Standard on H4 and F4, Plastic Glide Optional
 Plastic Glide Standard on WDL Bases, Felt Glide Optional
 GreenGuard Certified
 CAL 117 Standard CAL 133 Optional
 Meets ANSI/BIFMA Standards
 Lifetime Limited Warranty

Dimensions

Sled Frame	Flat Four Swivel Base	Wood Leg Base
Seat 18"H x 19"W x 18"D	Seat 18.5"H x 19"W x 18"D	Seat 17.5"H x 19"W x 18"D
Back 14"H	Back 14"H	Back 14"H
Inside Arms 20.5	Inside Arms 20.5	Inside Arms 20.5
Overall 30.25"H x 23"W x 23.5"D	Base Dia. 26"	Overall 30"H x 23"W x 25"D
	Overall 31"H x 23"W x 23.5"D	
High Four Swivel Base w/Casters	High Four Swivel Base	
Seat 18"H x 19"W x 18"D	Seat 19"H x 19"W x 18"D	
Back 14"H	Back 14"H	
Inside Arms 20.5	Inside Arms 20.5	
Base Dia. 26.25"	Base Dia. 26.25"	
Overall 30.5"H x 23"W x 23.5"D	Overall 31.25"H x 23"W x 23.5"D	

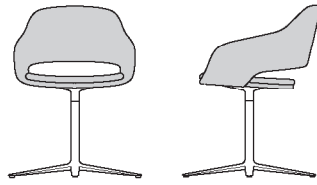
Option Pricing

F2	CAL 133 Compliance, Seat and Back	\$65	Powder Coat Finish Options	
FG	Felt Glides for Wood Legs	\$20	Specify Finish Option from Above—Add to Chrome Price	\$40
PG	Plastic Glides for H4 and F4 Bases	\$20		
C7G	Chrome Caster with Grey Tread	N/C		
C1	Hard Floor Caster, Black	N/C		
C2	Carpet Caster, Black	N/C		
C2G	Carpet Caster, Grey	N/C		
999	Custom Wood Finish Option - Set Up Fee	\$225 NET		
PPC	Premium Powder Coat Finish Upcharge -			
	Net Charge Per Color Per Order	\$200 NET		

MARTINI

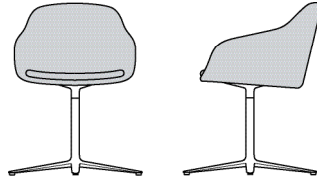
Upholstery Options

Single Fabric

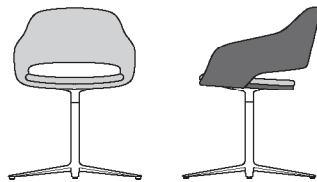


Off Bolt (Standard cutting method)
 COM 2 yds
 COL 36 sqft

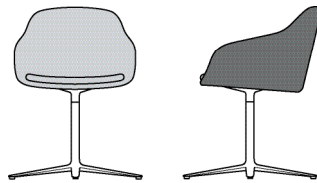
Railroaded
 COM 2 yds
 COL 36 sqft



Contrasting Fabrics A

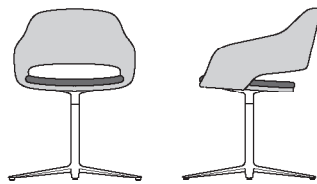


Off Bolt (Standard cutting method)
 COM
 Outside Back .75 yds
 Inside Back & Seat Pad 1.5 yds
 COL
 Outside Back 14 sqft
 Inside Back & Seat Pad 27 sqft




Railroaded
 COM
 Outside Back .75 yds
 Inside Back & Seat Pad 1.5 yds
 COL
 Outside Back 14 sqft
 Inside Back & Seat Pad 27 sqft

Contrasting Fabrics B



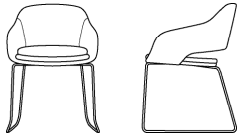
Off Bolt (Standard cutting method)
 COM
 Outside & Inside Back 1.5 yds
 Seat Pad .75 yds
 COL
 Outside & Inside Back 27 sqft
 Seat Pad 14 sqft



Railroaded
 COM
 Outside & Inside Back 1.5 yds
 Seat Pad .75 yds
 COL
 Outside & Inside Back 27 sqft
 Seat Pad 14 sqft

MARTINI

COM/Grade A Grade B Grade C Grade D Grade E Grade F Grade G Grade H Leather COL



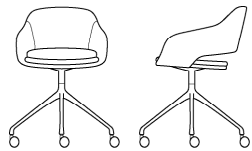
Sled Frame
Open Back

290-SL-B6 1365 1410 1445 1515 1575 1705 1805 1920 2075 1430



High Four Swivel Base
Open Back

290-H4-B4 1595 1645 1670 1750 1805 1935 2045 2155 2310 1655



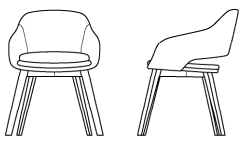
High Four Swivel Base w/Casters
Open Back

290-H4C-B4-C7B 1615 1665 1700 1775 1830 1955 2070 2180 2330 1680



Flat Four Swivel Base
Open Back

290-F4-B4 1680 1730 1755 1840 1890 2020 2135 2245 2395 1740




Wood Leg Base
Open Back

290-WDL-NAT 1550 1600 1635 1710 1770 1890 2005 2110 2270 1615

MARTINI FULL BACK

COM/Grade A Grade B Grade C Grade D Grade E Grade F Grade G Grade H Leather COL



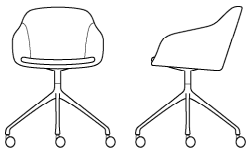
Sled Frame
Full Back

291-SL-B6	1505	1545	1580	1655	1715	1835	1945	2060	2215	1565
-----------	------	------	------	------	------	------	------	------	------	------



High Four Swivel Base
Full Back

291-H4-B4	1730	1785	1810	1890	1945	2075	2185	2295	2450	1795
-----------	------	------	------	------	------	------	------	------	------	------



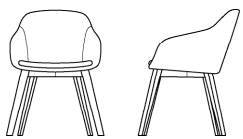
High Four Swivel Base w/Casters
Full Back

291-H4C-B4-C7B	1815	1870	1900	1980	2035	2160	2275	2385	2535	1880
----------------	------	------	------	------	------	------	------	------	------	------



Flat Four Swivel Base
Full Back

291-F4-B4	1815	1870	1900	1980	2035	2160	2275	2385	2535	1880
-----------	------	------	------	------	------	------	------	------	------	------



Wood Leg Base
Full Back

291-WDL-NAT	1695	1735	1775	1850	1905	2035	2145	2250	2405	1750
-------------	------	------	------	------	------	------	------	------	------	------

MARTINI HEIGHT ADJUSTABLE SWIVEL

How to Build a Martini Height Adjustable Swivel Product Number

292 - ST - B0 - C2

<p>Style</p> <p>290 Martini Swivel Fully Upholstered Shell Open Back</p> <p>291 Martini Swivel Fully Upholstered Shell Full Back</p> <p>292 Martini Plus Swivel Fully Upholstered Larger Full Back</p> <p>295 Martini High Back Swivel Fully Upholstered Full Back</p>	<p>Base/Frame</p> <p>ST Five Star Swivel/Tilt with Tension Control Height Adjustable Base</p>	<p>Caster</p> <p>C7B Chrome Caster w/Black Tread(standard)</p> <p>C7G Chrome Caster w/Grey Tread</p> <p>C2 Carpet, Black</p> <p>C2G Carpet, Grey</p>
--	---	--

Metal Base Finish	
B0	Black Matte
B4	Polished Aluminum

Features

- Fully Upholstered Shell
- Two Tone Upholstery Available. Contact Customer Service for Details.
- GreenGuard Certified
- CAL 117 Standard CAL 133 Optional
- Meets ANSI/BIFMA Standards
- Lifetime Limited Warranty

Dimensions

Martini Swivel	Martini Plus Swivel	Martini High Back Swivel
Seat 16"-21"H x 19"W x 18"D	Seat 17.5"-20.25"H x 21"W x 20"D	Seat 17"-19.5"H x 19"W x 19"D
Back 14"H	Back 16"H	Back 24"H
Inside Arms 20.5"	Inside Arms 21"	Inside Arms 20.5"
Base Dia. 26.25"	Base Dia. 28"	Base Dia. 26.5"
Overall 28.75"-33.75"H x 23"W x 23.5"D	Overall 31.75"-34.5"H x 28"W x 28"D	Overall 39.5"-42"H x 26"W x 25"D

MARTINI HEIGHT ADJUSTABLE SWIVEL

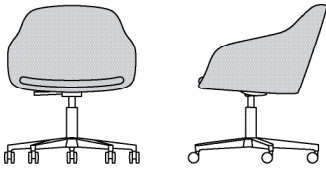
Option Pricing

F2	CAL 133 Compliance, Seat and Back	\$65
C7G	Chrome Caster with Grey Tread	N/C
C2	Carpet Caster, Black	N/C
C2G	Carpet Caster, Grey	N/C
B0	Black Matte Powder Coat	\$40

MARTINI HEIGHT ADJUSTABLE SWIVEL

Upholstery Options

Single Fabric

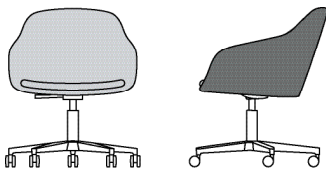


Martini Swivel	
Off Bolt (Standard cutting method)	
COM	2 yds
COL	36 sqft
Railroaded	
COM	2 yds
COL	36 sqft

Martini Plus Swivel	
Off Bolt (Standard cutting method)	
COM	2.6 yds
COL	47 sqft
Railroaded	
COM	2.6 yds
COL	47 sqft

Martini High Back Swivel	
Off Bolt (Standard cutting method)	
COM	2.75 yds
COL	50 sqft
Railroaded	
COM	2.75 yds
COL	50 sqft

Contrasting Fabrics A

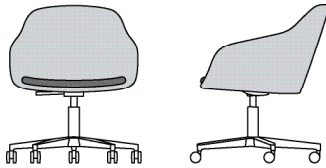


Martini Swivel	
Off Bolt (Standard cutting method)	
COM	
Outside Back	.75 yds
Inside Back & Seat Pad	1.5 yds
COL	
Outside Back	14 sqft
Inside Back & Seat Pad	27 sqft
Railroaded	
COM	
Outside Back	.75 yds
Inside Back & Seat Pad	1.5 yds
COL	
Outside Back	14 sqft
Inside Back & Seat Pad	27 sqft

Martini Plus Swivel	
Off Bolt (Standard cutting method)	
COM	
Outside Back	1 yds
Inside Back & Seat Pad	2 yds
COL	
Outside Back	14 sqft
Inside Back & Seat Pad	34 sqft
Railroaded	
COM	
Outside Back	1.75 yds
Inside Back & Seat Pad	2 yds
COL	
Outside Back	14 sqft
Inside Back & Seat Pad	33 sqft

Martini High Back Swivel	
Off Bolt (Standard cutting method)	
COM	
Outside Back	1 yd
Inside Back & Seat Pad	1.75 yds
COL	
Outside Back	18 sqft
Inside Back & Seat Pad	31 sqft
Railroaded	
COM	
Outside Back	1.5 yds
Inside Back & Seat Pad	2 yds
COL	
Outside Back	18 sqft
Inside Back & Seat Pad	31 sqft

Contrasting Fabrics B



Martini Swivel	
Off Bolt (Standard cutting method)	
COM	
Outside & Inside Back	1.5 yds
Seat Pad	.75 yds
COL	
Outside & Inside Back	27 sqft
Seat Pad	14 sqft
Railroaded	
COM	
Outside & Inside Back	1.5 yds
Seat Pad	.75 yds
COL	
Outside & Inside Back	27 sqft
Seat Pad	14 sqft

Martini Plus Swivel	
Off Bolt (Standard cutting method)	
COM	
Outside & Inside Back	2 yds
Seat Pad	1 yds
COL	
Outside & Inside Back	34 sqft
Seat Pad	15 sqft
Railroaded	
COM	
Outside & Inside Back	2 yds
Seat Pad	1 yds
COL	
Outside & Inside Back	34 sqft
Seat Pad	15 sqft

Martini High Back Swivel	
Off Bolt (Standard cutting method)	
COM	
Outside & Inside Back	2.25 yds
Seat Pad	.75 yds
COL	
Outside & Inside Back	40 sqft
Seat Pad	14 sqft
Railroaded	
COM	
Outside & Inside Back	2 yds
Seat Pad	.75 yds
COL	
Outside & Inside Back	40 sqft
Seat Pad	14 sqft

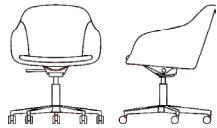
MARTINI HEIGHT ADJUSTABLE SWIVEL

COM/Grade A Grade B Grade C Grade D Grade E Grade F Grade G Grade H Leather COL



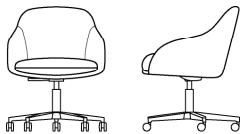
Martini Swivel
Height Adjustable Swivel Tilt

290-ST-B4	1595	1645	1670	1750	1805	1935	2045	2155	2310	1655
-----------	------	------	------	------	------	------	------	------	------	------



Martini Swivel Full Back
Height Adjustable Swivel Tilt

291-ST-B4	1730	1785	1810	1890	1945	2075	2185	2295	2450	1795
-----------	------	------	------	------	------	------	------	------	------	------



Martini Plus
Height Adjustable Swivel Tilt

292-ST-B4	2350	2415	2470	2585	2680	2865	3040	3220	3460	2445
-----------	------	------	------	------	------	------	------	------	------	------



Martini High Back
Height Adjustable Swivel Tilt

295-ST-B4	1930	2010	2040	2120	2180	2300	2415	2525	2675	2020
-----------	------	------	------	------	------	------	------	------	------	------

MARTINI LOUNGE

How to Build a Martini Lounge Product Number

292 - SL - B6 - NAT

Style	
292	Fully Upholstered Low Back
293	Fully Upholstered High Back
294	Foot Rest
Base/Frame	
FH-AR-4G	Four Star Fixed Height Swivel w/Auto Return
FH-SW-4G	Four Star Fixed Height Swivel
SL	Sled Frame
WDL	Solid Wood Leg Frame
Metal Sled Base Finish	
Standard Powder Coats	
B0	Black Matte
B4	Polished Aluminum
B5	Soft Chrome
B6	Chrome
B7	White
LBNZ	Light Bronze
MBNZ	Medium Bronze
DBNZ	Dark Bronze
GMTL	Gunmetal
BRS	Brass
Premium Powder Coats	
STN	Stone
LGB	Light Grey Blue
DGY	Dark Grey
LBL	Light Blue
AQU	Aqua
GRN	Green
YLW	Yellow
LRD	Light Red

Wood Leg Finish	
NAT	Natural
CHY	Cherry
WCH	Warm Cherry
MAH	Mahogany
ESP	Espresso
WLT	Weathered Light
WMD	Weathered Medium
WGR	Weathered Grey
WNT	Walnut
DWNT	Dark Walnut
999	Custom
001	Black

Features

- Fully Upholstered
- Two Tone Upholstery Available. Contact Customer Service for Details.
- Four Base Options
- FH-AR-4G, FH-SW-4G, and 294 Metal Bases Offered in Matte Black or Polished Aluminum Only
- Felt Glide standard on FH Bases, Plastic Glide Optional
- Plastic Glide Standard on WDL Bases, Felt Glide Optional
- GreenGuard Certified
- CAL 117 Standard CAL 133 Optional
- Meets ANSI/BIFMA Standards
- Lifetime Limited Warranty

Dimensions

Four Star Fixed Height Swivel

	Low Back	High Back
Seat	17.5"H x 21"W x 20"D	17.5"H x 21"W x 20"D
Back	16"H	26"H
Inside Arms	21"	21"
Base Dia.	33"	33"
Overall	31.5"H x 26.5"W x 28"D	41"H x 26.5"W x 32"D

Sled Frame

	Low Back	High Back
Seat	17.5"H x 21"W x 20"D	17.5"H x 21"W x 20"D
Back	16"H	26"H
Inside Arms	21"	21"
Overall	30.75"H x 26.5"W x 26.5"D	40.5"H x 26.5"W x 31.5"D

Four Star Foot Rest

Overall	16"H x 22"W x 18.5"D
Top	22"W x 17.25"D
Base Dia.	18.5"
COM	1 yd for one - 1.5 yds for 2
COL	14 sqft

Wood Leg Base

	Low Back	High Back
Seat	17.5"H x 21"W x 20"D	17.5"H x 21"W x 20"D
Back	16"H	26"H
Inside Arms	21"	21"
Overall	31.75"H x 26.5"W x 26"D	41.5"H x 26.5"W x 29.5"D

MARTINI LOUNGE


Option Pricing

F2	CAL 133 Compliance, Seat and Back	\$65
FG	Felt Glides for Wood Legs	\$20
PG	Plastic Glides for H4 and F4 Bases	\$20
999	Custom Wood Finish Option - Set Up Fee	\$225 NET
PPC	Premium Powder Coat Finish Upcharge - Net Charge Per Color Per Order	\$200 NET

Powder Coat Finish Options
Specify Finish Option from Above—Add to Chrome Price \$40

Upholstery Options

Single Fabric



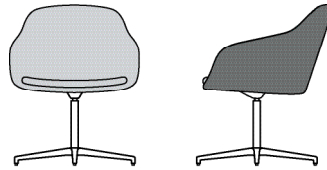
Low Back

Off Bolt (Standard cutting method)	
COM	2.6 yds
COL	47 sqft
Railroaded	
COM	2.6 yds
COL	47 sqft

High Back

Off Bolt (Standard cutting method)	
COM	3.25 yds
COL	59 sqft
Railroaded	
COM	3.25 yds
COL	59 sqft

Contrasting Fabrics A



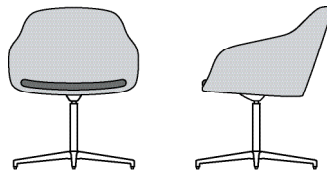
Low Back

Off Bolt (Standard cutting method)	
COM	
Outside Back	1 yds
Inside Back & Seat Pad	2 yds
COL	
Outside Back	14 sqft
Inside Back & Seat Pad	33 sqft
Railroaded	
COM	
Outside Back	1.75 yds
Inside Back & Seat Pad	2 yds
COL	
Outside Back	14 sqft
Inside Back & Seat Pad	33 sqft

High Back

Off Bolt (Standard cutting method)	
COM	
Outside Back	1.25 yds
Inside Back & Seat Pad	2.25 yds
COL	
Outside Back	21 sqft
Inside Back & Seat Pad	39 sqft
Railroaded	
COM	
Outside Back	1.75 yds
Inside Back & Seat Pad	2.25 yds
COL	
Outside Back	21 sq
Inside Back & Seat Pad	39 sqft

Contrasting Fabrics B



Low Back

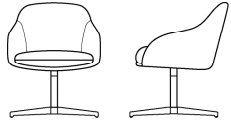
Off Bolt (Standard cutting method)	
COM	
Outside & Inside Back	2 yds
Seat Pad	1 yds
COL	
Outside & Inside Back	34 sqft
Seat Pad	15 sqft
Railroaded	
COM	
Outside & Inside Back	2 yds
Seat Pad	1 yds
COL	
Outside & Inside Back	34 sqft
Seat Pad	15 sqft

High Back

Off Bolt (Standard cutting method)	
COM	
Outside & Inside Back	2.75 yds
Seat Pad	1 yds
COL	
Outside & Inside Back	46 sqft
Seat Pad	15 sqft
Railroaded	
COM	
Outside & Inside Back	2.5 yds
Seat Pad	1 yds
COL	
Outside & Inside Back	46 sqft
Seat Pad	15 sqft

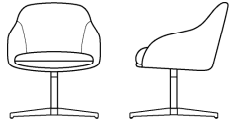
MARTINI LOUNGE

COM/Grade A Grade B Grade C Grade D Grade E Grade F Grade G Grade H Leather COL



Four Star Fixed Height Swivel w/Auto Return
Low Back

292-FH-AR-4G 2250 2310 2365 2475 2565 2745 2910 3080 3315 2340



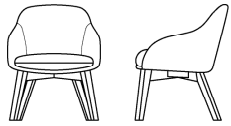
Four Star Fixed Height Swivel
Low Back

292-FH-SW-4G 2250 2310 2365 2475 2565 2745 2910 3080 3315 2340



Sled Frame
Low Back

292-SL 2150 2210 2260 2365 2450 2625 2780 2945 3165 2235

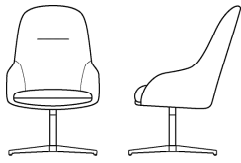


Wood Leg Frame
Low Back

292-WDL 2250 2310 2365 2475 2565 2745 2910 3080 3315 2340

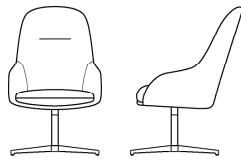
MARTINI LOUNGE

COM/Grade A Grade B Grade C Grade D Grade E Grade F Grade G Grade H Leather COL



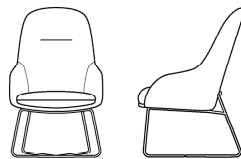
Four Star Fixed Height Swivel w/Auto Return High Back

293-FH-AR-4G 2350 2415 2470 2585 2680 2865 3040 3220 3460 2445



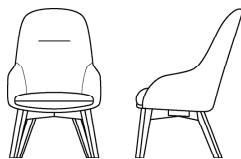
Four Star Fixed Height Swivel High Back

293-FH-SW-4G 2350 2415 2470 2585 2680 2865 3040 3220 3460 2445



Sled Frame High Back

293-SL 2250 2310 2365 2475 2565 2745 2910 3080 3315 2340



Wood Leg Frame High Back

293-WDL 2350 2415 2470 2585 2680 2865 3040 3220 3460 2445



Four Star Fixed Height Foot Rest

294 750 770 790 825 855 915 970 1026 1105 780

PRICES

All published prices are recommended retail prices. Applicable sales taxes are additional. Prices are subject to change without notice.

PAYMENT TERMS

Net 30 days, with established credit. Until credit is approved, a fifty percent deposit must be sent with the order, the balance is due prior to shipment. Deposits are non-refundable in the event of cancellation. If deposit has been placed on original order, applicable cancellation charges to be deducted from the deposit amount. Remainder of deposit will be held in the form of a credit for future orders.

FREIGHT POLICY

All orders are FOB Destination.

Orders under \$7500 net will incur a minimum freight charge of \$225.

Orders over \$7500 net will be charged the standard 3% of net freight fee.

These fees are applicable for any shipment being made within the contiguous U.S.

Source International reserves the right to select method of shipment and carrier.

CONCEALED DAMAGE

If products are received damaged, a written exception should be made on the bill of lading and an immediate inspection be requested of the carrier. Concealed damage must be reported to the carrier within the specific carrier's predetermined timeline. Failure to make claims shall constitute acceptance of the products and waiver any claims of defects, errors or shortages.

RETURNS AND ALLOWANCES

All product is made to order. No merchandise may be returned without a return authorization and shipping instructions. No credit or allowance will be given for repairs to defective materials unless Source International has given authority to make such repairs.

ORDER ENTRY

All orders must be submitted in writing. Email to cr@sourceinternationaldesign.com or Fax to 508-842-1838.

ACKNOWLEDGEMENTS

All orders will be acknowledged in writing. Orders will be manufactured based on the written acknowledgement. It is the customer's responsibility to review each acknowledgement and communicate with the factory if there are errors within 48 hours.

CANCELLATIONS

Any changes or cancellation may result in charges if materials have entered into production. If an order is cancelled while in production, a cancellation fee will be applied based on the status of order at time of cancellation.

FABRICS

Not all graded in fabrics are approved for all product lines. Send memo samples for approval to:
Source International 17 Gilmore Dr, Sutton, MA 01590.

Please tag memo samples with:

The product the fabric is being reviewed for, and your contact information

Graded In Partners

We are proud to offer graded in fabric programs with the following companies:

Anzea

Architex

Camira

CF Stinson

Camira

DesignTex

Knoll

Maharam

Mayer

Momentum

Ultrafabrics

Customer's Own Material

C.O.M. fabric must be approved prior to acceptance of the order. The material must be provided in 54" wide continuous yardage. All fabric will be directionally cut straight off the bolt unless otherwise specified. A C.O.M. form must be filled out and submitted along with purchase order. Yardage requirements listed are for small patterns or plain materials. The material must be shipped to the factory prepaid and with proper reference to the order. Source International is not responsible for appearance, performance or durability of C.O.M

LEATHER

Leather Prices published in this price list are for our stock leather "MAMMUT" by Wollsdorf Leather in the following colors:

25599 Black

25519 Pewter

35062 Charcoal

Additional leather colors in the Mammut line can be quoted. All other leathers will be priced as COL.