

PORTRAIT

SWIVEL TASK GUEST

Price List Effective January 2025



SOURCE

PORTRAIT

How to Build a Portrait Product Number

880 - ST - ATB - BL - 7273 - GZ - B2 - C2 - NH

Style

880 Upholstered Back
882 Sheer Knit Back

Mechanism

ST Swivel Tilt
FH Fixed Height, Swivel/Tilt
KT Kneetilt
SY Synchro

Arm Style

ATB Adjustable T- Arms Black
ATC Adjustable T- Arms Chrome
LPA Loop Arm Polished Aluminum
LPS Loop Arm Soft Chrome
NA No Arms

Arm Cap Color

BL Black Arm Cap (Standard)
GR Gray Arm Cap (available on loop arm only)

Knit Back Color

5259 Aggregate
7258 Ash
7209 Black
2121 Brick
7299 Charcoal
4129 Chocolate
7280 Cinder
0100 Crème
3158 Earth
6098 Fall
7269 Metal
5310 Ocean
2115 Orange
3142 Putty
8179 Red
7273 Slate
0096 White

Crescent Handle

WCH Polished Aluminum Crescent Pull
WSH Soft Chrome Crescent Pull
NH No Handle (Standard)

Casters

C1 Hard Floor Casters
C2 Carpet Casters (Standard)
C1G Gray Hardfloor Casters
C2G Gray Carpet Casters

Base

B0 Aluminum Base, Black
B2 Plastic Base (Standard)
B4 Polished Aluminum Base
B5 Soft Chrome Base

Zipper (Upholstered Back Only)

GZ Gray Zipper
BZ Black Zipper

Features

Two Back Styles
 Partially Exposed Zipper on Fully Upholstered Back. Please Select either Gray or Black Zipper
 Four Mechanism Choices
 Meets ANSI/BIFMA Standards
 GREENGUARD Certified
 CAL 117 standard CAL 133 optional
 Lifetime Limited Warranty

The use of a Back Guard is strongly recommended if the chair will be in an environment where the back will be in contact with objects such as work surfaces, chair rails, file cabinets etc.

Dimensions

880 Upholstered Back Chair

Seat	19.5"D x 19.5"W
Seat Height	17" - 20"
Back	18"W x 22"H
Overall Size	24.5"W x 24.5"D x 39" - 43"H
COM	1.8 Yard
COL	33 sqft.

882 Sheer Knit Back Chair

Seat	19.5"D x 19.5"W
Seat Height	17" - 20"
Back	18"W x 22"H
Overall Size	24.5"W x 24.5"D x 39" - 43"H
COM	1 Yard
COL	18 sqft.


Option Pricing

WCH	Polished Aluminum Crescent Handle	\$80
WSH	Soft Chrome Crescent Handle	\$80
GZ	Gray Zipper	N/C
BZ	Black Zipper	N/C
BG	Back Guard Option	\$25
C1	Hard Floor Caster, Black	\$35
C2	Carpet Caster, Black	N/C
C2G	Carpet Caster, Grey	N/C
B0	Black Aluminum Base	\$75
B2	Black Plastic Base	N/C
B4	Polished Aluminum Base	\$135
B5	Soft Chrome Finished Base	\$90
F1	CAL 133 Compliance, Seat Only	\$50
F2	CAL 133 Compliance, Seat and Back	\$65
M1	Seat Slider (Works with SY Mechanism only)	\$75
CCYL	Chrome Cylinder	\$30
UPH	Upholstered Arm Caps* (Only on Loop Arm)	\$95

*Upholstered Arm Caps subject to damage from adjacent surface edges and not covered by Source warranty.


PORTRAIT

COM/
Grade A Grade B Grade C Grade D Grade E Grade F Grade G Grade H Leather COL



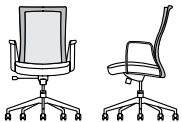
Portrait Upholstered Back

880-ST-NA-B2-C2	Swivel/Tilt, No Arms	1230	1285	1360	1385	1445	1570	1680	1795	2080	1350
880-ST-ATB-BL-B2-C2	Swivel/Tilt, Adjustable Arms Black	1395	1445	1525	1555	1615	1740	1850	1965	2250	1510
880-ST-ATC-BL-B2-C2	Swivel/Tilt, Adjustable Arms Chrome	1400	1450	1535	1560	1615	1745	1855	1970	2250	1515
880-ST-LPA(S)-BL-B2-C2	Swivel/Tilt, Alum. Arms, Black Cap	1525	1575	1650	1680	1740	1860	1975	2085	2365	1635
880-ST-LPA(S)-GR-B2-C2	Swivel/Tilt, Alum. Arms, Gray Cap	1525	1575	1650	1680	1740	1860	1975	2085	2365	1635



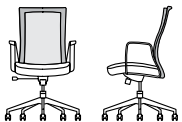
Portrait Upholstered Back

880-FH-NA-B2-C2	Fixed Height, No Arms	1230	1285	1360	1385	1445	1570	1680	1795	2080	1350
880-FH-ATB-BL-B2-C2	Fixed Height, Adjustable Arms Black	1395	1445	1525	1555	1615	1740	1850	1965	2250	1510
880-FH-ATC-BL-B2-C2	Fixed Height, Adjustable Arms Chrome	1400	1450	1535	1560	1615	1745	1855	1970	2250	1515
880-FH-LPA(S)-BL-B2-C2	Swivel/Tilt, Alum. Arms, Black Cap	1525	1575	1650	1680	1740	1860	1975	2085	2365	1635
880-FH-LPA(S)-GR-B2-C2	Swivel/Tilt, Alum. Arms, Gray Cap	1525	1575	1650	1680	1740	1860	1975	2085	2365	1635



Portrait Sheer Knit Back

882-ST-NA-B2-C2	Swivel/Tilt, No Arms	1200	1225	1260	1290	1320	1390	1460	1525	1665	1250
882-ST-ATB-BL-B2-C2	Swivel/Tilt, Adjustable Arms Black	1290	1320	1365	1380	1410	1490	1550	1615	1760	1355
882-ST-ATC-BL-B2-C2	Swivel/Tilt, Adjustable Arms Chrome	1295	1320	1370	1385	1425	1490	1555	1615	1765	1360
882-ST-LPA(S)-BL-B2-C2	Swivel/Tilt, Alum. Arms, Black Cap	1385	1410	1455	1475	1505	1585	1650	1710	1850	1445
882-ST-LPA(S)-GR-B2-C2	Swivel/Tilt, Alum. Arms, Gray Cap	1385	1410	1455	1475	1505	1585	1650	1710	1850	1445




Portrait Sheer Knit Back

882-FH-NA-B2-C2	Fixed Height, No Arms	1135	1160	1200	1225	1250	1325	1385	1450	1600	1185
882-FH-ATB-BL-B2-C2	Fixed Height, Adjustable Arms Black	1290	1320	1365	1380	1410	1490	1550	1615	1760	1355
882-FH-ATC-BL-B2-C2	Fixed Height, Adjustable Arms Chrome	1295	1320	1370	1385	1425	1490	1555	1615	1765	1360
882-FH-LPA(S)-BL-B2-C2	Swivel/Tilt, Alum. Arms, Black Cap	1385	1410	1455	1475	1505	1585	1650	1710	1850	1445
882-FH-LPA(S)-GR-B2-C2	Swivel/Tilt, Alum. Arms, Gray Cap	1385	1410	1455	1475	1505	1585	1650	1710	1850	1445


PORTRAIT

COM/
Grade A Grade B Grade C Grade D Grade E Grade F Grade G Grade H Leather COL



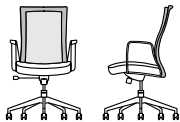
Portrait Upholstered Back

880-KT-NA-B2-C2	Knee/Tilt, No Arms	1350	1390	1470	1505	1555	1680	1795	1905	2195	1455
880-KT-ATB-BL-B2-C2	Knee/Tilt, Adjustable Arms Black	1490	1540	1620	1650	1700	1840	1955	2065	2340	1605
880-KT-ATC-BL-B2-C2	Knee/Tilt, Adjustable Arms Chrome	1500	1545	1630	1655	1710	1845	1960	2070	2345	1610
880-KT-LPA(S)-BL-B2-C2	Knee/Tilt, Alum. Arms, Black Cap	1615	1665	1750	1775	1830	1965	2075	2190	2470	1735
880-KT-LPA(S)-GR-B2-C2	Knee/Tilt, Alum. Arms, Gray Cap	1615	1665	1750	1775	1830	1965	2075	2190	2470	1735



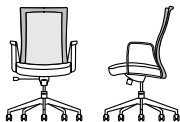
Portrait Upholstered Back

880-SY-NA-B2-C2	Synchro, No Arms	1350	1395	1475	1505	1560	1690	1800	1910	2200	1460
880-SY-ATB-BL-B2-C2	Synchro, Adjustable Arms Black	1515	1560	1640	1675	1735	1855	1970	2080	2355	1630
880-SY-ATC-BL-B2-C2	Synchro, Adjustable Arms Chrome	1525	1570	1650	1680	1740	1860	1975	2085	2365	1635
880-SY-LPA(S)-BL-B2-C2	Synchro, Alum. Arms, Black Cap	1640	1680	1765	1800	1860	1980	2100	2205	2490	1750
880-SY-LPA(S)-GR-B2-C2	Synchro, Alum. Arms, Gray Cap	1640	1680	1765	1800	1860	1980	2100	2205	2490	1750



Portrait Sheer Knit Back

882-KT-NA-B2-C2	Knee/Tilt, No Arms	1355	1380	1435	1445	1475	1550	1615	1675	1825	1425
882-KT-ATB-BL-B2-C2	Knee/Tilt, Adjustable Arms Black	1450	1480	1535	1545	1575	1660	1720	1775	1920	1515
882-KT-ATC-BL-B2-C2	Knee/Tilt, Adjustable Arms Chrome	1455	1490	1540	1550	1580	1665	1720	1780	1930	1525
882-KT-LPA(S)-BL-B2-C2	Knee/Tilt, Alum. Arms, Black Cap	1470	1505	1555	1570	1605	1675	1745	1800	1955	1540
882-KT-LPA(S)-GR-B2-C2	Knee/Tilt, Alum. Arms, Gray Cap	1470	1505	1555	1570	1605	1675	1745	1800	1955	1540



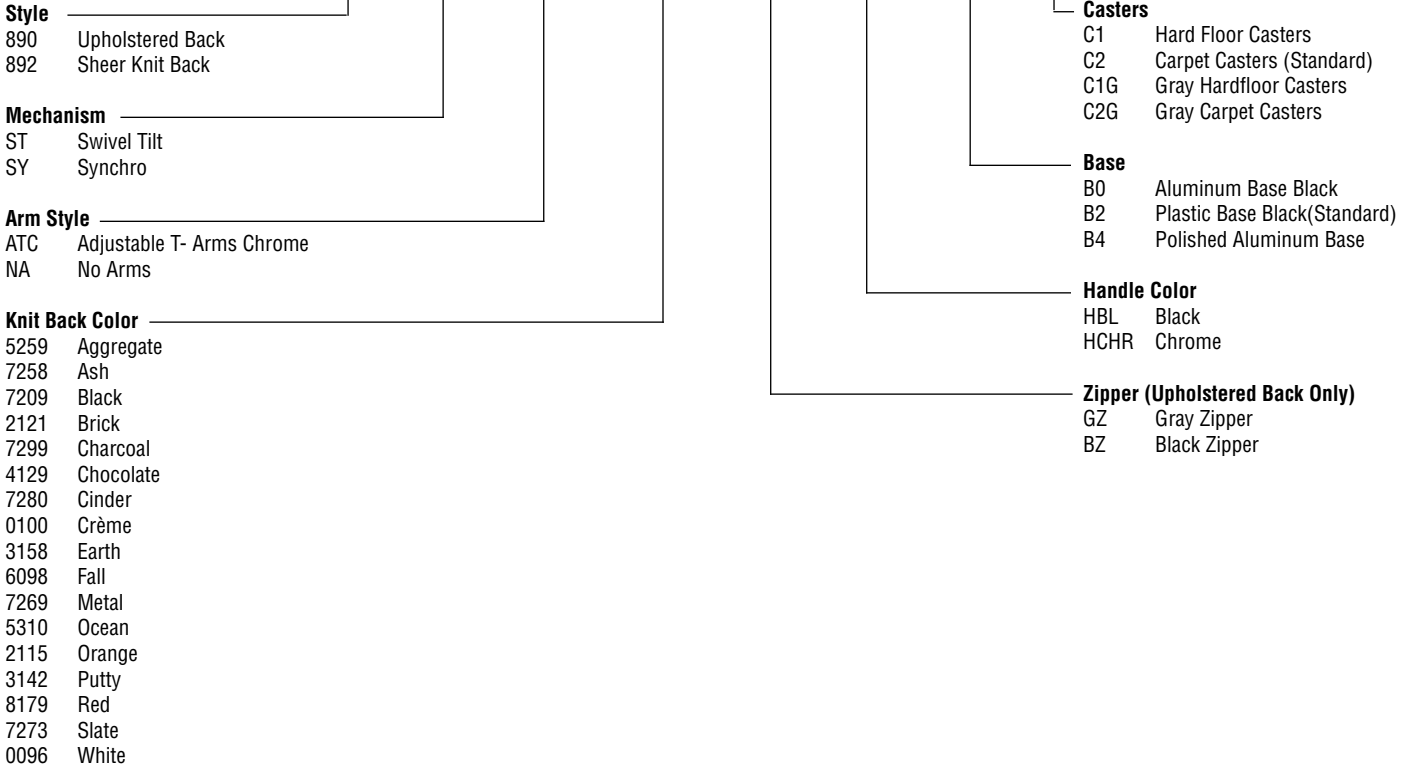
Portrait Sheer Knit Back

882-SY-NA-B2-C2	Synchro, No Arms	1230	1255	1305	1325	1360	1435	1490	1555	1695	1295
882-SY-ATB-BL-B2-C2	Synchro, Adjustable Arms Black	1390	1425	1470	1490	1515	1600	1660	1725	1870	1455
882-SY-ATC-BL-B2-C2	Synchro, Adjustable Arms Chrome	1395	1435	1475	1500	1525	1605	1665	1725	1875	1460
882-SY-LPA(S)-BL-B2-C2	Synchro, Alum. Arms, Black Cap	1505	1535	1580	1605	1635	1710	1775	1900	1975	1570
882-SY-LPA(S)-GR-B2-C2	Synchro, Alum. Arms, Gray Cap	1505	1535	1580	1605	1635	1710	1775	1900	1975	1570

PORTRAIT TASK

How to Build a Portrait Task Product Number

890 - ST - ATB - 7299 - BZ - HBL - B2 - C2



Features

- Self Conforming Lumbar Support
- Pneumatic Seat Height Adjustment
- Waterfall Front Seat Edge
- Polyurethane Arm Caps in Black
- Pivoting Arm Cap
- Hooded Dual Wheel Casters
- Top Handle for Mobility Convenience in Black or Chrome
- GREENGUARD Certified
- Meets ANSI BIFMA Standards
- CAL 117 Standard CAL 133 Optional

Dimensions

Seat	19.75"D x 18.75"W x 15-19.5"H
Back	18"W x 20.5"H
Overall Size	26"D x 27"W x 35.5-40"H
COM	1.5 Yards Upholstered 1 Yard Knit Back
COL	27 sq. ft. Upholstered 18 sq. ft. Knit Back

PORTRAIT TASK

Option Pricing

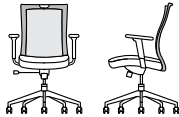
NA	No Arm Option	Deduct \$50
C1	Hard Floor Caster, Black	\$35
C2G	Carpet Caster, Grey	N/C
C3	Plastic Glide Caster Replacement	\$45
B0	Black Aluminum Base	\$65
B4	Polished Aluminum Base	\$135
F1	CAL 133 Compliance, Seat Only	\$50
F2	CAL 133 Compliance, Seat and Back	\$65
BG	Back Guard Option	\$25
M1	Seat Slider (Works with SY Mechanism only)	\$75
HBL	Black Handle	Standard
HCHR	Chrome Handle	N/C

COM/
Grade A Grade B Grade C Grade D Grade E Grade F Grade G Grade H Leather COL



Portrait Task Upholstered Back

890-ST-ATC-B2-C2	Swivel Tilt	1290	1315	1340	1435	1480	1615	1720	1810	2015	1325
890-SY-ATC-B2-C2	Synchro Tilt	1360	1385	1410	1505	1540	1690	1785	1885	2085	1365



Portrait Task Knit Back

892-ST-ATC-B2-C2	Swivel Tilt	1165	1185	1225	1235	1260	1340	1400	1460	1605	1185
892-SY-ATC-B2-C2	Synchro Tilt	1230	1250	1295	1305	1340	1410	1470	1525	1685	1250

PORTRAIT GUEST

How to Build a Portrait Guest Product Number

884 - SCR - BL - 7273 - GZ - F1

<p>Style</p> <p>884 Upholstered Back Sled Base Chair</p> <p>886 Sheer Knit Back Sled Base Chair</p>	<p>Frame Finish</p> <p>SCR Soft Chrome</p> <p>CHR Bright Chrome</p>	<p>Knit Back Color</p> <p>5259 Aggregate</p> <p>7258 Ash</p> <p>7209 Black</p> <p>2121 Brick</p> <p>7299 Charcoal</p> <p>4129 Chocolate</p> <p>7280 Cinder</p> <p>0100 Creme</p> <p>3158 Earth</p> <p>6098 Fall</p> <p>7269 Metal</p> <p>5310 Ocean</p> <p>2115 Orange</p> <p>3142 Putty</p> <p>8179 Red</p> <p>7273 Slate</p> <p>0096 White</p>	<p>CAL 133 Option</p> <p>F1 Seat Only</p> <p>F2 Seat & Back</p>	<p>Zipper (Upholstered Back Only)</p> <p>GZ Gray Zipper</p> <p>BZ Black Zipper</p>
<p>Arm Cap</p> <p>BL Black</p> <p>GR Gray</p>				

Features

Two Back Styles, Fully Upholstered or Sheer Knit
 17 Knit Back Colors
 Partially Exposed Zipper on Fully Upholstered Back. Please Select Either Gray or Black Zipper
 Cantilevered Sled Base Frame in Two Finish Options, Chrome or Soft Chrome
 Frame Stacks Three High
 Polyurethane Arm Caps, Black or Gray
 CAL 117 Standard, CAL 133 Optional
 GREENGUARD Certified
 Meets ANSI/BIFMA Standards
 Lifetime Limited Warranty

Dimensions

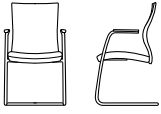
	884 Fully Upholstered Chair	886 Knit Back Chair
Seat	19.5"D x 19.75"W x 18"H	Seat 19.5"D x 19.75"W x 18"H
Back	19"W x 18.5"H	Back 19"W x 18.5"H
Overall Size	22.5"D x 23.25"W x 35"H	Overall Size 22.5"D x 23.25"W x 35"H
COM	1.6 yards	COM .8 yards
COL	29 sqft.	COL 15 sqft.

Option Pricing

F1	CAL 133 Compliance, Seat Only	\$50
F2	CAL 133 Compliance, Seat and Back	\$70
NG	No Glide (Anti-Tip)	Deduct \$5

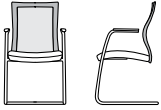
PORTRAIT GUEST

COM/
Grade A Grade B Grade C Grade D Grade E Grade F Grade G Grade H Leather COL



Portrait Upholstered Back Guest Chair

884-SCR	1350	1385	1425	1480	1540	1655	1755	1850	1995	1400
884-CHR	1365	1410	1440	1510	1560	1675	1775	1880	2020	1430



Portrait Knit Back Guest Chair

886-SCR	1165	1185	1215	1240	1260	1325	1380	1435	1610	1200
886-CHR	1180	1210	1225	1255	1290	1350	1390	1445	1620	1215

PRICES

All published prices are recommended retail prices. Applicable sales taxes are additional. Prices are subject to change without notice.

PAYMENT TERMS

Net 30 days, with established credit. Until credit is approved, a fifty percent deposit must be sent with the order, the balance is due prior to shipment. Deposits are non-refundable in the event of cancellation. If deposit has been placed on original order, applicable cancellation charges to be deducted from the deposit amount. Remainder of deposit will be held in the form of a credit for future orders.

FREIGHT POLICY

All orders are FOB Destination.

Orders under \$7500 net will incur a minimum freight charge of \$225.

Orders over \$7500 net will be charged the standard 3% of net freight fee.

These fees are applicable for any shipment being made within the contiguous U.S.

Source International reserves the right to select method of shipment and carrier.

CONCEALED DAMAGE

If products are received damaged, a written exception should be made on the bill of lading and an immediate inspection be requested of the carrier. Concealed damage must be reported to the carrier within the specific carrier's predetermined timeline. Failure to make claims shall constitute acceptance of the products and waiver any claims of defects, errors or shortages.

RETURNS AND ALLOWANCES

All product is made to order. No merchandise may be returned without a return authorization and shipping instructions. No credit or allowance will be given for repairs to defective materials unless Source International has given authority to make such repairs.

ORDER ENTRY

All orders must be submitted in writing. Email to cr@sourceinternationaldesign.com or Fax to 508-842-1838.

ACKNOWLEDGEMENTS

All orders will be acknowledged in writing. Orders will be manufactured based on the written acknowledgement. It is the customer's responsibility to review each acknowledgement and communicate with the factory if there are errors within 48 hours.

CANCELLATIONS

Any changes or cancellation may result in charges if materials have entered into production. If an order is cancelled while in production, a cancellation fee will be applied based on the status of order at time of cancellation.

FABRICS

Not all graded in fabrics are approved for all product lines. Send memo samples for approval to:
Source International 17 Gilmore Dr, Sutton, MA 01590.

Please tag memo samples with:

The product the fabric is being reviewed for, and your contact information

Graded In Partners

We are proud to offer graded in fabric programs with the following companies:

Anzea

Architex

Camira

CF Stinson

Camira

DesignTex

Knoll

Maharam

Mayer

Momentum

Ultrafabrics

Customer's Own Material

C.O.M. fabric must be approved prior to acceptance of the order. The material must be provided in 54" wide continuous yardage. All fabric will be directionally cut straight off the bolt unless otherwise specified. A C.O.M. form must be filled out and submitted along with purchase order. Yardage requirements listed are for small patterns or plain materials. The material must be shipped to the factory prepaid and with proper reference to the order. Source International is not responsible for appearance, performance or durability of C.O.M

LEATHER

Leather Prices published in this price list are for our stock leather "MAMMUT" by Wollsdorf Leather in the following colors:

25599 Black

25519 Pewter

35062 Charcoal

Additional leather colors in the Mammut line can be quoted. All other leathers will be priced as COL.