

AXIS

CHAIR

CANTILEVER

STOOL

Price List Effective January 2025



SOURCE

AXIS

How to Build an Axis Product Number

514 - FL - CHR - NA - NAT - P3 7006 - P4 A7006/B6868 - PG

<p>Style</p> <p>514 Wood Shell</p> <p>515 Wood Shell with Upholstered Seat Pad</p> <p>516 Fully Upholstered</p>	<p>Frame Style</p> <p>FL Four Leg</p> <p>SL Cantilever Base</p>	<p>Maple Wood Shell Finish</p> <p>NAT Natural</p> <p>CHY Cherry</p> <p>WCH Warm Cherry</p> <p>MAH Mahogany</p> <p>ESP Espresso</p> <p>WLT Weathered Light</p> <p>WMD Weathered Medium</p> <p>WGR Weathered Grey</p> <p>WNT Walnut</p> <p>DWNT Dark Walnut</p> <p>001 Black</p> <p>999 Custom</p>	<p>Painted Wood Finish P3 Painted Shell</p> <p>7006 White</p> <p>7044 Stone</p> <p>7035 Light Grey</p> <p>7012 Dark Grey</p> <p>8012 Dark Red</p> <p>3016 Light Red</p> <p>1032 Yellow</p> <p>6011 Green</p> <p>6033 Teal</p> <p>6034 Aqua</p> <p>5024 Light Blue</p> <p>5014 Medium Blue</p> <p>7040 Light Grey Blue</p>	<p>Painted Wood Finish P4 Two Tone Painted Shell</p> <p>Side A (sitting)</p> <p>Side B (outside)</p> <p>7006 White</p> <p>7044 Stone</p> <p>7035 Light Grey</p> <p>7012 Dark Grey</p> <p>8012 Dark Red</p> <p>3016 Light Red</p> <p>1032 Yellow</p> <p>6011 Green</p> <p>6033 Teal</p> <p>6034 Aqua</p> <p>5024 Light Blue</p> <p>5014 Medium Blue</p> <p>7040 Light Grey Blue</p>	<p>Glide Option</p> <p>PG Plastic Glide</p> <p>FG Felt Glide</p> <p>MG Metal Glide</p>
<p>Frame Finish</p> <p>CHR Chrome</p> <p>SCR Soft Chrome</p> <p>BLK Black Matte</p> <p>WHT White</p> <p>LBNZ Light Bronze</p> <p>MBNZ Medium Bronze</p> <p>DBNZ Dark Bronze</p> <p>GMTL Gunmetal</p> <p>BRS Brass</p>	<p>Premium Powder Coats</p> <p>STN Stone</p> <p>LGB Light Grey Blue</p> <p>DGY Dark Grey</p> <p>LBL Light Blue</p> <p>AQU Aqua</p> <p>GRN Green</p> <p>YLW Yellow</p> <p>LRD Light Red</p>				
<p>Arm Style</p> <p>NA No Arms</p> <p>WA With Arms</p>					

Features

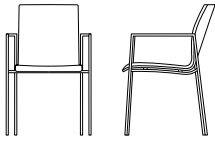
One Piece Wood Shell	Seat Pan Standard on Upholstered Model
Four Leg Tubular Frame, Cantilever Frame	Stacking Bumpers Standard on Wood Model
Four Leg Frame Available with Arms or Armless	GreenGuard Certified
Cantilever Frame with Arms Only	CAL 117 Standard, CAL 133 Optional
Cantilever Frame Does Not Stack	Meets ANSI/BIFMA Standards
Wood Shell FL Model Stacks 5 High on Floor, 8 High on Dolly	Lifetime Limited Warranty
Upholstered Shell Chair Model Stacks 4 High on Floor, 8 High on Dolly	

Dimensions

Four Leg Chair		Cantilever Chair	
Seat	17"D x 17"W x 17.75"H	Seat	17"D x 17"W x 17.50"H
Back	17"W x 17"H	Back	17"W x 17"H
Arm	26.25"H	Arm	26.25"H
Overall Armless	24"D x 19.5"W x 34.5"H	Overall w/Arms	26"D x 22"W x 33"H
Overall w/Arms	24"D x 22"W x 34.5"H		
COM Fully Uph	1.25 yards (Arm Caps Only .12 yds)	COM Fully Uph	1.25 yards (Arm Caps Only .12 yds)
COM Seat Pad	.7 yards per two	COM Seat Pad	.7 yards per two
COL Fully Uph	23 sqft (Arm Caps Only 2 sqft)	COL Fully Uph	23 sqft (Arm Caps Only 2 sqft)
COL Seat Pad	13 sqft	COL Seat Pad	13 sqft

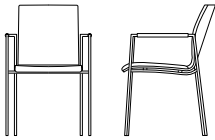
Option Pricing

F1	CAL 133 Compliance, Seat Only	\$50	SCR, CHR	As Priced
UAC1	Upholstered Arm Caps for Wood Model	\$95	Standard Powder Coat Finish Options -	
UAC2	Upholstered Arm Caps Upholstered Model	\$95	Specify Finish Option From Above - Add to Chrome price	\$80
P3	Painted Wood Finish -		Premium Powder Coat Finish Options -	
	Specify Paint Color Number From Above	\$55	Specify Finish Option From Above - Add to Chrome price	\$80
P4	Two Tone Painted Wood Shell -		PPC Premium Powder Coat Finish Upcharge -	
	Specify Paint Color Numbers From Above For Both Side A/B	\$75	Net Charge Per Color Per Order	\$200 NET
FG	Felt Glides (FL Frame Only)	\$20		
MG	Metal Glides (FL Frame Only)	\$20		
999	Custom Wood Finish Option - Set Up Fee	\$225 NET		
ENG	Laser Engraving	\$40		
514/FW	Storage Dolly, Four-Wheel (8 Chair Capacity)	\$525		



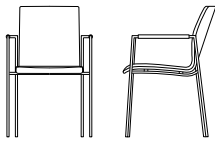
Wood Shell Four Leg Chair

514-FL-SCR-NA	Soft Chrome No Arm	630
514-FL-CHR-NA	Chrome No Arm	675
514-FL-SCR-WA	Soft Chrome With Arm	660
514-FL-CHR-WA	Chrome With Arm	720



Wood Shell with Upholstered Seat Pad Four Leg Chair

515-FL-SCR-NA	Soft Chrome No Arm	760	775	795	815	850	895	945	985	1055	790
515-FL-CHR-NA	Chrome No Arm	810	835	850	870	905	950	990	1035	1095	840
515-FL-SCR-WA	Soft Chrome with Arm	790	805	815	850	870	925	965	1015	1080	810
515-FL-CHR-WA	Chrome with Arm	855	870	880	920	940	985	1030	1075	1140	875

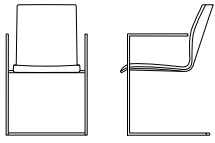


Fully Upholstered Four Leg Chair

516-FL-SCR-NA	Soft Chrome No Arm	815	855	870	930	975	1060	1130	1215	1335	865
516-FL-CHR-NA	Chrome No Arm	875	885	925	985	1020	1105	1180	1260	1385	915
516-FL-SCR-WA	Soft Chrome with Arm	855	880	905	955	1000	1085	1160	1235	1360	885
516-FL-CHR-WA	Chrome with Arm	910	950	960	1020	1065	1145	1225	1300	1430	955

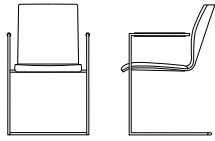
AXIS CANTILEVER

COM/Grade A Grade B Grade C Grade D Grade E Grade F Grade G Grade H Leather COL



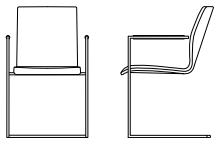
Wood Shell Cantilever Chair

514-SL-SCR-WA	Soft Chrome With Arm	1015
514-SL-CHR-WA	Chrome With Arm	1140



Wood Shell with Upholstered Seat Pad Cantilever Chair

515-SL-SCR-WA	Soft Chrome with Arms	1145	1165	1185	1220	1235	1295	1335	1380	1445	1175
515-SL-CHR-WA	Chrome with Arms	1280	1295	1315	1350	1365	1430	1470	1510	1575	1300



Fully Upholstered Cantilever Chair

516-SL-SCR-WA	Soft Chrome With Arm	1215	1240	1275	1320	1360	1450	1535	1610	1725	1255
516-SL-CHR-WA	Frame Chrome With Arm	1340	1370	1400	1455	1490	1580	1665	1740	1855	1385

AXIS FOUR LEG STOOL

How to Build an Axis Four Leg Stool Product Number

517 - CH24 - CHR - NA - NAT - P3 7006 - PG

Style		Arm Style		Glide Option
514	Wood Shell	NA	No Arms	PG Plastic Glide
515	Wood Shell with Upholstered Seat Pad	WA	With Arms	FG Felt Glide
516	Fully Upholstered			MG Metal Glide
517	Wood Shell Mid Back			
518	Wood Shell with Upholstered Seat Pad Mid Back			
519	Fully Upholstered Mid Back			
Frame Style				
CH24FL Stool				
STL30FL Stool				
	Frame Finish			
	Standard Powder Coats	Maple Wood Shell Finish		Painted Wood Finish
	CHR Chrome	NAT Natural		P3 Painted Shell or
	SCR Soft Chrome	CHY Cherry		P4 Two Tone Painted Shell
	BLK Black Matte	WCH Warm Cherry		Side A (sitting)
	WHT White	MAH Mahogany		Side B (outside)
	GMTL Gunmetal	ESP Espresso		
	LBNZ Light Bronze	WLT Weathered Light	7006	White
	MBNZ Medium Bronze	WMD Weathered Medium	7044	Stone
	DBNZ Dark Bronze	WGR Weathered Grey	7035	Light Grey
	BRS Brass	WNT Walnut	7012	Dark Grey
	Premium Powder Coats	DWNT Dark Walnut	8012	Dark Red
	STN Stone	001 Black	3016	Light Red
	LGB Light Grey Blue	999 Custom	1032	Yellow
	DGY Dark Grey		6011	Green
	LBL Light Blue		6033	Teal
	AQU Aqua		6034	Aqua
	GRN Green		5024	Light Blue
	YLW Yellow		5014	Medium Blue
	LRD Light Red		7040	Light Grey Blue

Features

One Piece Wood Shell	GreenGuard Certified
Four Leg Tubular Frame	CAL 117 Standard CAL 133 Optional
Four Leg Frame Available with Arms or Armless	Meets ANSI/BIFMA Standards
	Lifetime Limited Warranty

Dimensions

CH24 Stool		STL30 Stool	
Seat	17"D x 17"W x 24"H	Seat	17"D x 17"W x 30"H
Back	17"W x 17"H	Back	17"W x 17"H
Arm Height	32.25"H	Arm Height	38.25"H
Overall Armless	24"D x 19.5"W x 40.5"H	Overall Armless	24"D x 19.5"W x 46.5"H
Overall w/Arms	24"D x 22"W x 40.5"H	Overall w/Arms	24"D x 22"W x 46.5"H

CH24 Stool Mid Back		STL30 Stool Mid Back	
Seat	17"D x 17"W x 24"H	Seat	17"D x 17"W x 30"H
Back	17"W x 12.5"H	Back	17"W x 12.5"H
Arm Height	32.25"H	Arm Height	38.25"H
Overall Armless	24"D x 19.5"W x 36"H	Overall Armless	24"D x 19.5"W x 42"H
Overall w/Arms	24"D x 22"W x 36"H	Overall w/Arms	24"D x 22"W x 42"H


COM Fully Uph	1.25 yards (Arm Caps Only .12 yds)	COM Fully Uph	1.25 yards (Arm Caps Only .12 yds)
COM Seat Pad	.7 yards per two	COM Seat Pad	.7 yards per two
COL Fully Uph	23 sqft (Arm Caps Only 2 sqft)	COL Fully Uph	23 sqft (Arm Caps Only 2 sqft)
COL Seat Pad	13 sqft	COL Seat Pad	13 sqft

Option Pricing

F1	CAL 133 Compliance, Seat Only	\$50	SCR, CHR	As Priced
UAC1	Upholstered Arm Caps for Wood Model	\$95	Standard Powder Coat Finish Options -	
UAC2	Upholstered Arm Caps Upholstered Model	\$95	Specify Finish Option From Above - Add to Chrome price	\$80
P3	Painted Wood Finish -		Premium Powder Coat Finish Options -	
	Specify Paint Color Number From Above	\$55	Specify Finish Option From Above - Add to Chrome price	\$80
P4	Two Tone Painted Wood Shell -		PPC Premium Powder Coat Finish Upcharge -	
	Specify Paint Color Numbers From Above For Both Side A/B	\$75	Net Charge Per Color Per Order	\$200 NET
FG	Felt Glides (FL Frame Only)	\$20		
MG	Metal Glides (FL Frame Only)	\$20		
999	Custom Wood Finish Option - Set Up Fee	\$225 NET		
ENG	Laser Engraving	\$40		

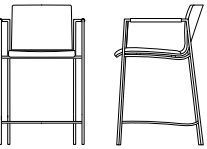
AXIS FOUR LEG STOOL MID BACK

COM/Grade A Grade B Grade C Grade D Grade E Grade F Grade G Grade H Leather COL



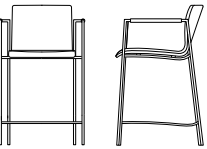
24 in. Four Leg Wood Shell Stool Mid

517-CH24FL-SCR-NA	Soft chrome, no arms	830
517-CH24FL-CHR-NA	Chrome, no arms	960
517-CH24FL-SCR-WA	Soft chrome, w/arms	855
517-CH24FL-CHR-WA	Chrome, w/arms	975



24 in. Four Leg Wood Shell with Upholstered Seat Pad Stool Mid Back

518-CH24FL-SCR-NA	Soft chrome, no arms	960	980	1000	1025	1055	1105	1145	1185	1255	985
518-CH24FL-CHR-NA	Chrome, no arms	1095	1115	1135	1165	1185	1235	1285	1330	1390	1125
518-CH24FL-SCR-WA	Soft chrome, w/arms	975	990	1010	1030	1065	1110	1160	1210	1275	1000
518-CH24FL-CHR-WA	Chrome, w/arms	1115	1135	1145	1175	1210	1250	1300	1340	1405	1135

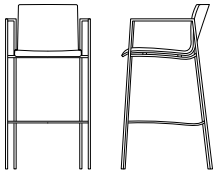


24 in. Four Leg Fully Upholstered Stool Mid Back

519-CH24FL-SCR-NA	Soft chrome, no arms	1025	1060	1080	1135	1170	1260	1340	1425	1535	1070
519-CH24FL-CHR-NA	Chrome, no arms	1165	1190	1220	1275	1305	1400	1470	1550	1670	1210
519-CH24FL-SCR-WA	Soft chrome, w/arms	1060	1090	1105	1165	1210	1290	1365	1445	1570	1095
519-CH24FL-CHR-WA	Chrome, w/arms	1175	1210	1230	1290	1320	1410	1490	1570	1685	1220

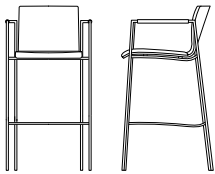
AXIS FOUR LEG STOOL

COM/Grade A Grade B Grade C Grade D Grade E Grade F Grade G Grade H Leather COL



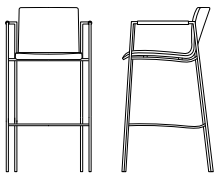
30 in. Four Leg Wood Shell Stool Mid Back

517-STL30FL-SCR-NA	Soft chrome, no arms	830
517-STL30FL-CHR-NA	Chrome, no arms	960
517-STL30FL-SCR-WA	Soft chrome, w/arms	855
517-STL30FL-CHR-WA	Chrome, w/arms	975



30 in. Four Leg Wood Shell with Upholstered Seat Pad Stool Mid Back

518-STL30FL-SCR-NA	Soft chrome, no arms	960	980	1000	1025	1055	1105	1145	1185	1255	985
518-STL30FL-CHR-NA	Chrome, no arms	1095	1115	1135	1165	1185	1235	1285	1330	1390	1125
518-STL30FL-SCR-WA	Soft chrome, w/arms	975	990	1010	1030	1065	1110	1160	1210	1275	1000
518-STL30FL-CHR-WA	Chrome, w/arms	1115	1135	1145	1175	1210	1250	1300	1340	1405	1135

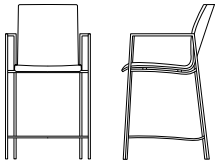


30 in. Four Leg Fully Upholstered Stool Mid Back

519-STL30FL-SCR-NA	Soft chrome, no arms	1025	1060	1080	1135	1170	1260	1340	1425	1535	1070
519-STL30FL-CHR-NA	Chrome, no arms	1165	1190	1220	1275	1305	1400	1470	1550	1670	1210
519-STL30FL-SCR-WA	Soft chrome, w/arms	1060	1090	1105	1165	1210	1290	1365	1445	1570	1095
519-STL30FL-CHR-WA	Chrome, w/arms	1175	1210	1230	1290	1320	1410	1490	1570	1685	1220


AXIS FOUR LEG STOOL

COM/Grade A Grade B Grade C Grade D Grade E Grade F Grade G Grade H Leather COL




24 in. Four Leg Wood Shell Stool

514-CH24FL-SCR-NA	Soft chrome, no arms	830
514-CH24FL-CHR-NA	Chrome, no arms	960
514-CH24FL-SCR-WA	Soft chrome, w/arms	855
514-CH24FL-CHR-WA	Chrome, w/arms	975



24 in. Four Leg Wood Shell with Upholstered Seat Pad Stool

515-CH24FL-SCR-NA	Soft chrome, no arms	960	980	1000	1025	1055	1105	1145	1185	1255	985
515-CH24FL-CHR-NA	Chrome, no arms	1095	1115	1135	1165	1185	1235	1285	1330	1390	1125
515-CH24FL-SCR-WA	Soft chrome, w/arms	975	990	1010	1030	1065	1110	1160	1210	1275	1000
515-CH24FL-CHR-WA	Chrome, w/arms	1115	1135	1145	1175	1210	1250	1300	1340	1405	1135

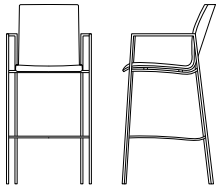


24 in. Fully Four Leg Upholstered Stool

516-CH24FL-SCR-NA	Soft chrome, no arms	1025	1060	1080	1135	1170	1260	1340	1425	1535	1070
516-CH24FL-CHR-NA	Chrome, no arms	1165	1190	1220	1275	1305	1400	1470	1550	1670	1210
516-CH24FL-SCR-WA	Soft chrome, w/arms	1060	1090	1105	1165	1210	1290	1365	1445	1570	1095
516-CH24FL-CHR-WA	Chrome, w/arms	1175	1210	1230	1290	1320	1410	1490	1570	1685	1220


AXIS FOUR LEG STOOL

COM/Grade A Grade B Grade C Grade D Grade E Grade F Grade G Grade H Leather COL



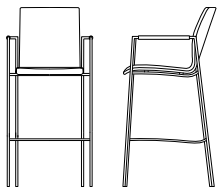
30 in. Four Leg Wood Shell Stool

514-STL30FL-SCR-NA	Soft chrome, no arms	830
514-STL30FL-CHR-NA	Chrome, no arms	960
514-STL30FL-SCR-WA	Soft chrome, w/arms	855
514-STL30FL-CHR-WA	Chrome, w/arms	975



30 in. Four Leg Wood Shell with Upholstered Seat Pad Stool

515-STL30FL-SCR-NA	Soft chrome, no arms	960	980	1000	1025	1055	1105	1145	1185	1255	985
515-STL30FL-CHR-NA	Chrome, no arms	1095	1115	1135	1165	1185	1235	1285	1330	1390	1125
515-STL30FL-SCR-WA	Soft chrome, w/arms	975	990	1010	1030	1065	1110	1160	1210	1275	1000
515-STL30FL-CHR-WA	Chrome, w/arms	1115	1135	1145	1175	1210	1250	1300	1340	1405	1135



30 in. Four Leg Fully Upholstered Stool

516-STL30FL-SCR-NA	Soft chrome, no arms	1025	1060	1080	1135	1170	1260	1340	1425	1535	1070
516-STL30FL-CHR-NA	Chrome, no arms	1165	1190	1220	1275	1305	1400	1470	1550	1670	1210
516-STL30FL-SCR-WA	Soft chrome, w/arms	1060	1090	1105	1165	1210	1290	1365	1445	1570	1095
516-STL30FL-CHR-WA	Chrome, w/arms	1175	1210	1230	1290	1320	1410	1490	1570	1685	1220

AXIS SLED FRAME STOOL

How to Build an Axis Sled Frame Stool Product Number

517 - CH24 - CHR - NA - NAT - P3 7006 - FG

Style	Frame Style	Frame Finish	Arm Style	Maple Wood Shell Finish	Painted Wood Finish	Glide Option
514	Wood Shell	CHR Chrome	NA No Arms	NAT Natural	7006 White	FG Felt Glide
515	Wood Shell with Upholstered Seat Pad	SCR Soft Chrome		CHY Cherry	7044 Stone	
516	Fully Upholstered	BLK Black Matte		WCH Warm Cherry	7035 Light Grey	
517	Wood Shell Mid Back	WHT White		MAH Mahogany	7012 Dark Grey	
518	Wood Shell with Upholstered Seat Pad Mid Back	GMTL Gunmetal		DWNT Dark Walnut	8012 Dark Red	
519	Fully Upholstered Mid Back	LBNZ Light Bronze		001 Black	3016 Light Red	
		MBNZ Medium Bronze		999 Custom	1032 Yellow	
		DBNZ Dark Bronze			6011 Green	
		BRS Brass			6033 Teal	
					6034 Aqua	
					5024 Light Blue	
					5014 Medium Blue	
					7040 Light Grey Blue	

Features

One Piece Wood Shell	CAL 117 Standard CAL 133 Optional
Sled Frame	Meets ANSI/BIFMA Standards
GreenGuard Certified	Lifetime Limited Warranty

Dimensions

CH24 Stool		STL30 Stool	
Seat	17"D x 17"W x 24"H	Seat	17"D x 17"W x 30"H
Back	17"W x 17"H	Back	17"W x 17"H
Overall Armless	22"D x 19.5"W x 40.5"H	Overall Armless	22"D x 19.5"W x 46.5"H

CH24 Stool Mid Back		STL30 Stool Mid Back	
Seat	17"D x 17"W x 24"H	Seat	17"D x 17"W x 30"H
Back	17"W x 12.5"H	Back	17"W x 12.5"H
Overall Armless	22"D x 19.5"W x 36"H	Overall Armless	22"D x 19.5"W x 42"H


COM Fully Uph	1.25 yards (Arm Caps Only .12 yds)	COM Fully Uph	1.25 yards (Arm Caps Only .12 yds)
COM Seat Pad	.7 yards per two	COM Seat Pad	.7 yards per two
COL Fully Uph	23 sqft (Arm Caps Only 2 sqft)	COL Fully Uph	23 sqft (Arm Caps Only 2 sqft)
COL Seat Pad	13 sqft	COL Seat Pad	13 sqft

Option Pricing

F1	CAL 133 Compliance, Seat Only	\$50	ENG	Laser Engraving	\$40
UAC1	Upholstered Arm Caps for Wood Model	\$95		Standard Powder Coat Finish Options -	
UAC2	Upholstered Arm Caps Upholstered Model	\$95		Specify Finish Option From Above - Add to Chrome price	\$80
P3	Painted Wood Finish -			Premium Powder Coat Finish Options -	
	Specify Paint Color Number From Above	\$55		Specify Finish Option From Above - Add to Chrome price	\$80
P4	Two tone Painted Wood Shell -		PPC	Premium Powder Coat Finish Upcharge -	
	Specify Paint Color Number From Above for both Side A/B	\$75		Net Charge Per Color Per Order	\$200 NET
FG	Felt Glides	\$20			
999	Custom Wood Finish Option - Set up Fee	\$225 Net			


AXIS SLED FRAME STOOL

COM/Grade A Grade B Grade C Grade D Grade E Grade F Grade G Grade H Leather COL




24 in. Sled Frame Wood Shell Stool Mid Back

517-CH24SL-CHR-NA	Chrome, no arms	840
--------------------------	-----------------	------------



24 in. Sled Frame Wood Shell with Upholstered Seat Pad Stool Mid Back

518-CH24SL-CHR-NA	Chrome, no arms	980	1025	1090	1130	1175	1295	1400	1505	1575	1115
--------------------------	-----------------	------------	-------------	-------------	-------------	-------------	-------------	-------------	-------------	-------------	-------------




24 in. Sled Frame Fully Upholstered Stool Mid Back

519-CH24SL-CHR-NA	Chrome, no arms	1020	1065	1140	1165	1220	1340	1445	1550	1615	1150
--------------------------	-----------------	-------------	-------------	-------------	-------------	-------------	-------------	-------------	-------------	-------------	-------------


AXIS SLED FRAME STOOL

COM/Grade A Grade B Grade C Grade D Grade E Grade F Grade G Grade H Leather COL




30 in. Sled Frame Wood Shell Stool Mid Back

517-STL30SL-CHR-NA	Chrome, no arms	895
---------------------------	-----------------	------------



30 in. Sled Frame Wood Shell with Upholstered Seat Pad Stool Mid Back

518-STL30SL-CHR-NA	Chrome, no arms	1105	1145	1225	1245	1300	1425	1530	1630	1695	1235
---------------------------	-----------------	-------------	-------------	-------------	-------------	-------------	-------------	-------------	-------------	-------------	-------------




30 in. Sled Frame Fully Upholstered Stool Mid Back

519-STL30SL-CHR-NA	Chrome, no arms	1140	1190	1260	1290	1350	1465	1570	1675	1745	1280
---------------------------	-----------------	-------------	-------------	-------------	-------------	-------------	-------------	-------------	-------------	-------------	-------------


AXIS SLED FRAME STOOL

COM/Grade A Grade B Grade C Grade D Grade E Grade F Grade G Grade H Leather COL




24 in. Sled Frame Wood Shell Stool

514-CH24SL-CHR-NA	Chrome, no arms	775
--------------------------	-----------------	------------



24 in. Sled Frame Wood Shell with Upholstered Seat Pad Stool

515-CH24SL-CHR-NA	Chrome, no arms	980	1025	1090	1130	1175	1295	1400	1505	1575	1115
--------------------------	-----------------	------------	-------------	-------------	-------------	-------------	-------------	-------------	-------------	-------------	-------------




24 in. Sled Frame Fully Upholstered Stool

516-CH24SL-CHR-NA	Chrome, no arms	1020	1065	1140	1165	1220	1340	1445	1550	1615	1150
--------------------------	-----------------	-------------	-------------	-------------	-------------	-------------	-------------	-------------	-------------	-------------	-------------


AXIS SLED FRAME STOOL

COM/Grade A Grade B Grade C Grade D Grade E Grade F Grade G Grade H Leather COL




30 in. Sled Frame Wood Shell

514-STL30SL-CHR-NA	Chrome, no arms	895											
---------------------------	-----------------	------------	--	--	--	--	--	--	--	--	--	--	--



30 in. Sled Frame Wood Shell with Upholstered Seat Pad Stool

515-STL30SL-CHR-NA	Chrome, no arms	1105	1145	1225	1245	1300	1425	1530	1630	1695	1235		
---------------------------	-----------------	-------------	-------------	-------------	-------------	-------------	-------------	-------------	-------------	-------------	-------------	--	--



30 in. Sled Frame Fully Upholstered Stool

516-STL30SL-CHR-NA	Chrome, no arms	1140	1190	1260	1290	1350	1465	1570	1675	1745	1280		
---------------------------	-----------------	-------------	-------------	-------------	-------------	-------------	-------------	-------------	-------------	-------------	-------------	--	--

PRICES

All published prices are recommended retail prices. Applicable sales taxes are additional. Prices are subject to change without notice.

PAYMENT TERMS

Net 30 days, with established credit. Until credit is approved, a fifty percent deposit must be sent with the order, the balance is due prior to shipment. Deposits are non-refundable in the event of cancellation. If deposit has been placed on original order, applicable cancellation charges to be deducted from the deposit amount. Remainder of deposit will be held in the form of a credit for future orders.

FREIGHT POLICY

All orders are FOB Destination.
Orders under \$7500 net will incur a minimum freight charge of \$225.
Orders over \$7500 net will be charged the standard 3% of net freight fee.
These fees are applicable for any shipment being made within the contiguous U.S.
Source International reserves the right to select method of shipment and carrier.

CONCEALED DAMAGE

If products are received damaged, a written exception should be made on the bill of lading and an immediate inspection be requested of the carrier. Concealed damage must be reported to the carrier within the specific carrier's predetermined timeline. Failure to make claims shall constitute acceptance of the products and waiver any claims of defects, errors or shortages.

RETURNS AND ALLOWANCES

All product is made to order. No merchandise may be returned without a return authorization and shipping instructions. No credit or allowance will be given for repairs to defective materials unless Source International has given authority to make such repairs.

ORDER ENTRY

All orders must be submitted in writing. Email to cr@sourceinternationaldesign.com or Fax to 508-842-1838.

ACKNOWLEDGEMENTS

All orders will be acknowledged in writing. Orders will be manufactured based on the written acknowledgement. It is the customer's responsibility to review each acknowledgement and communicate with the factory if there are errors within 48 hours.

CANCELLATIONS

Any changes or cancellation may result in charges if materials have entered into production. If an order is cancelled while in production, a cancellation fee will be applied based on the status of order at time of cancellation.

FABRICS

Not all graded in fabrics are approved for all product lines. Send memo samples for approval to:
Source International 17 Gilmore Dr, Sutton, MA 01590.

Please tag memo samples with:

The product the fabric is being reviewed for, and your contact information

Graded In Partners

We are proud to offer graded in fabric programs with the following companies:

Anzea

Architex

Camira

CF Stinson

Camira

DesignTex

Knoll

Maharam

Mayer

Momentum

Ultrafabrics

Customer's Own Material

C.O.M. fabric must be approved prior to acceptance of the order. The material must be provided in 54" wide continuous yardage. All fabric will be directionally cut straight off the bolt unless otherwise specified. A C.O.M. form must be filled out and submitted along with purchase order. Yardage requirements listed are for small patterns or plain materials. The material must be shipped to the factory prepaid and with proper reference to the order. Source International is not responsible for appearance, performance or durability of C.O.M

LEATHER

Leather Prices published in this price list are for our stock leather "MAMMUT" by Wollsdorf Leather in the following colors:

25599 Black

25519 Pewter

35062 Charcoal

Additional leather colors in the Mammut line can be quoted. All other leathers will be priced as COL.