

17W / 19W CHAIR

STOOL

BARIATRIC

TABLES

Price List Effective January 2024



CACHE

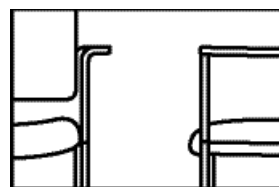
How to Build a Cache Number

761 - FL - WA-SAB - NAT or P17006 - BLK - PG - ENG

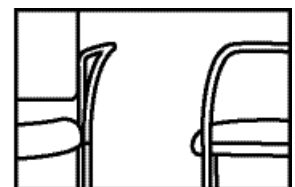
<p>Style _____</p> <p>761 Cache In fully upholstered 762 Cache In finished wood 763 Cache In uph seat/wood back 764 Cache In uph seat/wood back/uph pad 765 Cache Out fully upholstered 766 Cache Out finished wood 767 Cache Out uph seat/wood back 768 Cache Out uph seat/wood back/uph pad 780 Cache Straight fully upholstered 781 Cache Straight finished wood 782 Cache Straight uph seat/wood back 783 Cache Straight uph seat/wood back/uph pad</p> <p>Frame Style _____</p> <p>FL Four Leg CS With Carpet Casters WS Wall Saver Four Leg Frame SL Sled</p> <p>Arm Style _____</p> <p>NA No Arms WA-CAB Cache Arm Black WA-CAG Cache Grey Arm WA-SAB Straight Arm Black WA-SAG Straight Arm Grey</p>	<p>Wood Finish</p> <p>NAT Natural CHY Cherry WCH Warm Cherry MAH Mahogany ESP Espresso WLT Weathered Light WMD Weathered Medium WGR Weathered Grey WNT Walnut DWNT Dark Walnut 999 Custom 001 Black</p> <p>Painted Wood Finish</p> <p>P1 Painted Back P2 Painted Seat & Back</p> <p>7006 White 7044 Stone 7035 Light Grey 7012 Dark Grey 8012 Dark Red 3016 Light Red 1032 Yellow 6011 Green 6033 Teal 6034 Aqua 5024 Light Blue 5014 Medium Blue 7040 Light Grey Blue</p>	<p>Laser Engraving</p> <p>Glide / Caster Style</p> <p>PG Plastic Glide(Std) MG Metal Glide FG Felt Glide RS Rubber Sleeve C1 Hard Floor Caster C2 Carpet Caster</p> <p>Frame Finish</p> <p>Standard Powder Coat Finishes</p> <p>CHR Chrome SCR Soft Chrome BLK Black Matte WHT White LBNZ Light Bronze MBNZ Medium Bronze DBNZ Dark Bronze GMTL Gunmetal BRS Brass</p> <p>Premium Powder Coat Finishes</p> <p>STN Stone LGB Light Grey Blue DGY Dark Grey LBL Light Blue AQU Aqua GRN Green YLW Yellow LRD Light Red</p>
--	--	--

Features

- Three Back Shapes—Cache In, Out, or Straight
- Seat and Back, Fully Upholstered, All Wood or Combination
- Eleven Standard Wood Finishes and Thirteen Standard Painted Wood Finishes
- Four Leg Frame Standard—Wall Saver, Caster, and Sled Frames Optional
- Caster Frame and Sled Frames are Non-Stacking
- Four Leg Chairs Stack Five High on the Floor, Ten High on the Dolly
- Wood Backs Solid as Standard. Perforations on Cache Out or Line Cut on Cache In available.
- Frame Finish options are Chrome, Eight Standard Powder Coat Finishes and Eight Premium Powder Coat Finishes
- Cache and Straight Arm style options in both Black and Grey
- CAL117-2013 Standard, CAL133 Optional
- Meets ANSI/BIFMA Standards
- GREENGUARD Certified
- Lifetime Limited Warranty



Straight Arm



Cache Arm

Dimensions

Cache In -Cache Out

Seat	18.5D x 17.5W x 18H
Back	17H x 17.5W
Arm Height	25.5
Overall Size	22.5W x 22.5D x 35 19.5W armless

Cache Straight

Seat	18.5D x 17.5W x 18H
Back	13.25H x 17.5W
Arm Height	25.5
Overall Size	22.5W x 22.5D x 31.25H 19.5W armless 22.75W straight arm style

COM	Fully Upholstered	1.2 yards
	Seats Only	.8 yds per 2 seats
	Backs Only	.6 yds per one back

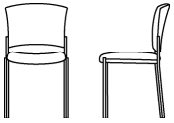
COL	Fully Upholstered	20 sqft
	Seats Only	7 sqft

Option Pricing

750/IGC	Integrated Ganging Connector (Set) for Armless Chairs	\$45
750/IGA	Integrated Ganging Connector (Set) for Arm Chairs	\$45
750/DL	Transport Dolly, Two-Wheel (6 Chair Capacity)	\$525
750-FW	Storage Dolly, Four-Wheel (10 Chair Capacity)	\$550
SCR	Soft Chrome Powder Coat Frame Finish (Same as BLK Price)	N/C
	Standard Powder Coat Finish Options -	
	Specify Finish Option From Above - Upcharge Over Black	\$80
	Premium Powder Coat Finish Options -	
	Specify Finish Option From Above - Upcharge Over Black	\$80
PPC	Premium Powder Coat Finish Upcharge - Net Charge Per Color Per Order	\$200 NET
P1	Painted Wood Finish For Painted Back - Specify Paint Color Number From Above	\$40
P2	Painted Wood Finish For Seat and Back - Specify Paint Color Number From Above	\$75
F1	CAL 133 Compliance, Seat Only	\$50
F2	CAL 133 Compliance, Seat and Back	\$60
ENG	Laser Engraving	\$40
SL	Sled Frame Option	\$110
WS	Wallsaver Four Leg Frame Option	\$40
RS	Rubber Sleeves	\$15
MG	Metal Glides	\$20
FG	Felt Glides	\$20
C1	Hard Floor Caster, Black	\$35
XFS	1/2" Extra Foam For Seat	\$30
999	Custom Wood Finish Option - Set Up Fee	\$225 NET
Perf	Perforations on Cache Out Wood back	N/C
LC	Line Cut on Cache In wood Back	N/C
MB	Moisture Barrier in Seat	\$45


CACHE IN

COM/Grade A Grade B Grade C Grade D Grade E Grade F Grade G Grade H Leather COL



Stacking Chair Armless
Cache In
Four Leg Frame

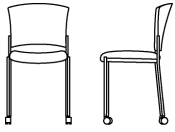
761-FL-NA-BLK	Fully Upholstered	525	550	605	620	655	735	805	870	1020	600
762-FL-NA-BLK	Finished Wood	590									
763-FL-NA-BLK	Upholstered Seat/Wood Back	540	560	605	610	630	690	735	790	745	600
764-FL-NA-BLK	Uph Seat/Wood Back w/Uph Pad	660	685	710	730	750	805	850	905	860	705
761-FL-NA-CHR	Fully Upholstered	625	660	705	730	760	840	910	980	1115	700
762-FL-NA-CHR	Finished Wood	620									
763-FL-NA-CHR	Upholstered Seat/Wood Back	660	675	705	725	745	805	845	900	1005	700
764-FL-NA-CHR	Uph Seat / Wood Back w/Uph Pad	765	790	820	830	860	915	960	1010	1110	815



Stacking Chair with Arms
Cache In
Four Leg Frame

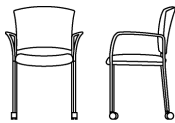
761-FL-WA-BLK	Fully Upholstered	615	645	690	705	745	825	900	965	1105	685
762-FL-WA-BLK	Finished Wood	705									
763-FL-WA-BLK	Upholstered Seat/Wood Back	660	675	710	725	745	805	845	900	1005	705
764-FL-WA-BLK	Uph Seat/Wood Back w/Uph Pad	740	755	800	805	825	880	930	975	1080	790
761-FL-WA-CHR	Fully Upholstered	705	740	775	810	835	920	985	1055	1195	770
762-FL-WA-CHR	Finished Wood	745									
763-FL-WA-CHR	Upholstered Seat/Wood Back	735	750	775	800	820	875	920	970	1075	770
764-FL-WA-CHR	Uph Seat / Wood Back w/Uph Pad	840	860	895	905	935	985	1035	1085	1180	885

COM/Grade A Grade B Grade C Grade D Grade E Grade F Grade G Grade H Leather COL



Caster Chair Armless
Cache In
Four Leg Frame

761-CS-NA-BLK	Fully Upholstered	590	615	665	685	710	800	865	935	1080	660
762-CS-NA-BLK	Finished Wood	635									
763-CS-NA-BLK	Upholstered Seat/Wood Back	595	610	645	660	675	735	790	825	935	635
764-CS-NA-BLK	Uph Seat/Wood Back w/Uph Pad	695	720	750	760	795	840	885	940	895	745
761 CS-NA-CHR	Fully Upholstered	690	710	760	775	820	900	970	1040	1175	755
762 CS-NA-CHR	Finished Wood	675									
763 CS-NA-CHR	Upholstered Seat/Wood Back	690	705	745	755	775	835	880	930	1035	720
764 CS-NA-CHR	Uph Seat / Wood Back w/Uph Pad	800	820	860	870	895	945	990	1040	1150	845

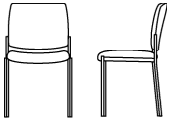


Caster Chair with Arms
Cache In
Four Leg Frame

761-CS-WA-BLK	Fully Upholstered	650	685	735	750	795	865	935	1010	1150	725
762-CS-WA-BLK	Finished Wood	755									
763-CS-WA-BLK	Upholstered Seat/Wood Back	705	735	760	770	805	850	905	945	1050	755
764-CS-WA-BLK	Uph Seat/Wood Back w/Uph Pad	790	815	840	860	880	935	980	1030	1135	835
761 CS-WA-CHR	Fully Upholstered	755	790	835	860	885	970	1040	1110	1245	830
762 CS-WA-CHR	Finished Wood	795									
763 CS-WA-CHR	Upholstered Seat/Wood Back	760	790	820	830	860	915	960	1010	1110	815
764 CS-WA-CHR	Uph Seat / Wood Back w/Uph Pad	870	900	935	945	965	1025	1070	1120	1225	920

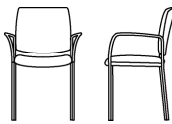
CACHE OUT

COM/Grade A Grade B Grade C Grade D Grade E Grade F Grade G Grade H Leather COL



Stacking Chair Armless
Cache Out
Four Leg Frame

765-FL-NA-BLK	Fully Upholstered	525	550	605	620	655	735	805	870	1020	600
766-FL-NA-BLK	Finished Wood	590									
767-FL-NA-BLK	Upholstered Seat/Wood Back	540	560	605	610	630	690	735	790	745	600
768-FL-NA-BLK	Uph Seat/Wood Back w/Uph Pad	660	685	710	730	750	805	850	905	860	705
765-FL-NA-CHR	Fully Upholstered	625	660	705	730	760	840	910	980	1115	700
766-FL-NA-CHR	Finished Wood	620									
767-FL-NA-CHR	Upholstered Seat/Wood Back	660	675	705	725	745	805	845	900	1005	700
768-FL-NA-CHR	Uph Seat / Wood Back w/Uph Pad	765	790	820	830	860	915	960	1010	1110	815

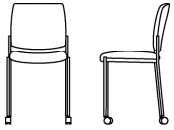


Stacking Chair with Arms
Cache Out
Four Leg Frame

765-FL-WA-BLK	Fully Upholstered	615	645	690	705	745	825	900	965	1105	685
766-FL-WA-BLK	Finished Wood	705									
767-FL-WA-BLK	Upholstered Seat/Wood Back	660	675	710	725	745	805	845	900	1005	705
768-FL-WA-BLK	Uph Seat/Wood Back w/Uph Pad	740	755	800	805	825	880	930	975	1080	790
765-FL-WA-CHR	Fully Upholstered	705	740	775	810	835	920	985	1055	1195	770
766-FL-WA-CHR	Finished Wood	745									
767-FL-WA-CHR	Upholstered Seat/Wood Back	735	750	775	800	820	875	920	970	1075	770
768-FL-WA-CHR	Uph Seat / Wood Back w/Uph Pad	840	860	895	905	935	985	1035	1085	1180	885

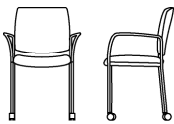
CACHE OUT

COM/Grade A Grade B Grade C Grade D Grade E Grade F Grade G Grade H Leather COL



Stacking Chair Armless
Cache Out
Four Leg Frame

765-CS-NA-BLK	Fully Upholstered	590	615	665	685	710	800	865	935	1080	660
766-CS-NA-BLK	Finished Wood	635									
767-CS-NA-BLK	Upholstered Seat/Wood Back	595	610	645	660	675	735	790	825	935	635
768-CS-NA-BLK	Uph Seat/Wood Back w/Uph Pad	695	720	750	760	795	840	885	940	895	745
765 CS-NA-CHR	Fully Upholstered	690	710	760	775	820	900	970	1040	1175	755
766 CS-NA-CHR	Finished Wood	675									
767 CS-NA-CHR	Upholstered Seat/Wood Back	690	705	745	755	775	835	880	930	1035	720
768 CS-NA-CHR	Uph Seat / Wood Back w/Uph Pad	800	820	860	870	895	945	990	1040	1150	845

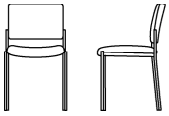


Caster Chair with Arms
Cache Out
Four Leg Frame

765-CS-WA-BLK	Fully Upholstered	650	685	735	750	795	865	935	1010	1150	725
766-CS-WA-BLK	Finished Wood	755									
767-CS-WA-BLK	Upholstered Seat/Wood Back	705	735	760	770	805	850	905	945	1050	755
768-CS-WA-BLK	Uph Seat/Wood Back w/Uph Pad	790	815	840	860	880	935	980	1030	1135	835
765 CS-WA-CHR	Fully Upholstered	755	790	835	860	885	970	1040	1110	1245	830
766 CS-WA-CHR	Finished Wood	795									
767 CS-WA-CHR	Upholstered Seat/Wood Back	760	790	820	830	860	915	960	1010	1110	815
768 CS-WA-CHR	Uph Seat / Wood Back w/Uph Pad	870	900	935	945	965	1025	1070	1120	1225	920

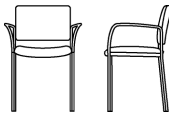
CACHE STRAIGHT

COM/Grade A Grade B Grade C Grade D Grade E Grade F Grade G Grade H Leather COL



Stacking Chair Armless
Cache Straight
Four Leg Frame

780-FL-NA-BLK	Fully Upholstered	525	550	605	620	655	735	805	870	1020	600
781-FL-NA-BLK	Finished Wood	590									
782-FL-NA-BLK	Upholstered Seat/Wood Back	540	560	605	610	630	690	735	790	745	600
783-FL-NA-BLK	Uph Seat/Wood Back w/Uph Pad	660	685	710	730	750	805	850	905	860	705
780-FL-NA-CHR	Fully Upholstered	625	660	705	730	760	840	910	980	1115	700
781-FL-NA-CHR	Finished Wood	620									
782-FL-NA-CHR	Upholstered Seat/Wood Back	660	675	705	725	745	805	845	900	1005	700
783-FL-NA-CHR	Uph Seat / Wood Back w/Uph Pad	765	790	820	830	860	915	960	1010	1110	815

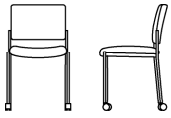


Stacking Chair with Arms
Cache Straight
Four Leg Frame

780-FL-WA-BLK	Fully Upholstered	615	645	690	705	745	825	900	965	1105	685
781-FL-WA-BL	Finished Wood	705									
782-FL-WA-BL	Upholstered Seat/Wood Back	660	675	710	725	745	805	845	900	1005	705
783-FL-WA-BL	Uph Seat/Wood Back w/Uph Pad	740	755	800	805	825	880	930	975	1080	790
780-FL-WA-CHR	Fully Upholstered	705	740	775	810	835	920	985	1055	1195	770
781-FL-WA-CHR	Finished Wood	745									
782-FL-WA-CHR	Upholstered Seat/Wood Back	735	750	775	800	820	875	920	970	1075	770
783-FL-WA-CHR	Uph Seat / Wood Back w/Uph Pad	840	860	895	905	935	985	1035	1085	1180	885

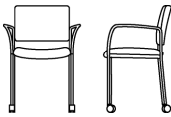
CACHE STRAIGHT

COM/Grade A Grade B Grade C Grade D Grade E Grade F Grade G Grade H Leather COL



Caster Chair Armless
Cache Straight
Four Leg Frame

780-CS-NA-BLK	Fully Upholstered	590	615	665	685	710	800	865	935	1080	660
781-CS-NA-BLK	Finished Wood	635									
782-CS-NA-BLK	Upholstered Seat/Wood Back	595	610	645	660	675	735	790	825	935	635
783-CS-NA-BLK	Uph Seat/Wood Back w/Uph Pad	695	720	750	760	795	840	885	940	895	745
780-CS-NA-CHR	Fully Upholstered	690	710	760	775	820	900	970	1040	1175	755
781-CS-NA-CHR	Finished Wood	675									
782-CS-NA-CHR	Upholstered Seat/Wood Back	690	705	745	755	775	835	880	930	1035	720
783-CS-NA-CHR	Uph Seat / Wood Back w/Uph Pad	800	820	860	870	895	945	990	1040	1150	845



Caster Chair with Arms
Cache Straight
Four Leg Frame

780-CS-WA-BLK	Fully Upholstered	650	685	735	750	795	865	935	1010	1150	725
781-CS-WA-BLK	Finished Wood	755									
782-CS-WA-BLK	Upholstered Seat/Wood Back	705	735	760	770	805	850	905	945	1050	755
783-CS-WA-BLK	Uph Seat/Wood Back w/Uph Pad	790	815	840	860	880	935	980	1030	1135	835
780-CS-WA-CHR	Fully Upholstered	755	790	835	860	885	970	1040	1110	1245	830
781-CS-WA-CHR	Finished Wood	795									
782-CS-WA-CHR	Upholstered Seat/Wood Back	760	790	820	830	860	915	960	1010	1110	815
783-CS-WA-CHR	Uph Seat / Wood Back w/Uph Pad	870	900	935	945	965	1025	1070	1120	1225	920

CACHE 19

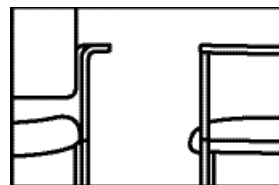
How to Build a Cache 19 Number

724 - WS - WA - SAB - NAT or P17006 - BLK - PG - ENG

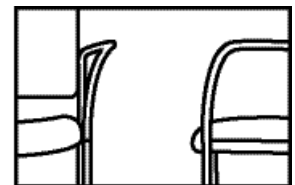


Features

- Three Back Shapes—Cache In, Out, or Straight
- Fully Upholstered or Upholstered Seat with Wood Back
- Eleven Standard Wood Finishes and Thirteen Standard Painted Wood Finishes
- Wall Saver Frame Standard, FL Four Leg Frame Optional
- Wood Backs Solid as Standard. Perforations on Cache Out or Line Cut on Cache In available.
- Frame Finish options are Chrome, Eight Standard Powder Coat Finishes and Eight Premium Powder Coat Finishes
- Cache and Straight Arm style options in both Black and Grey
- Stacks Five High on the Floor, Ten High on the Dolly
- CAL117-2013 Standard, CAL133 Optional
- Meets ANSI/BIFMA Large Occupant Standards
- GREENGUARD Certified
- Lifetime Limited Warranty



Straight Arm



Cache Arm

Dimensions

Cache In -Cache Out

Seat 18.5D x 19W x 18H
 Back 17H x 19W
 Arm Height 25.5
 Overall Size 24W x 22.5D x 35H
 21W armless

Cache Straight

Seat 18.5D x 19W x 18H
 Back 13.25H x 19W
 Arm Height 25.5
 Overall Size 24W x 22.5D x 31.25H
 21W armless
 24.25W straight arm style

COM Fully Upholstered 1.2 yds
 Seats Only .8 yds per 2 seats
 Backs Only .6 yds per one back


COL Fully Upholstered 20 sqft
 Seats Only 7 sqft

Option Pricing

FL	Four Leg Frame Option	N/C
SCR	Soft Chrome Powder Coat Frame Finish (Same as BLK Price)	N/C
	Standard Powder Coat Finish Options -	
	Specify Finish Option From Above - Upcharge Over Black	\$80
	Premium Powder Coat Finish Options -	
	Specify Finish Option From Above - Upcharge Over Black	\$80
PPC	Premium Powder Coat Finish Upcharge - Net Charge Per Color Per Order	\$200 NET
P1	Painted Wood Finish For Painted Back - Specify Paint Color Number From Above	\$35
F1	CAL 133 Compliance, Seat Only	\$50
F2	CAL 133 Compliance, Seat and Back	\$65
XFS	1/2" Extra Foam For Seat	\$30
FG	Felt Glides	\$20
MG	Metal Glides (FL Frame Only)	\$20
ENG	Laser Engraving	\$40
999	Custom Wood Finish Option - Set Up Fee	\$225 NET
724/FW	Storage Dolly, Four-Wheel (10 Chair Capacity)	\$550
Perf	Perforations on Cache Out Wood back	N/C
LC	Line Cut on Cache In wood Back	N/C
MB	Moisture Barrier in Seat	\$45

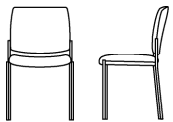
CACHE 19

COM/Grade A Grade B Grade C Grade D Grade E Grade F Grade G Grade H Leather COL



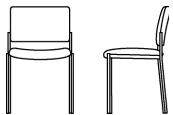
19 in. Wide Stacking Chair, Armless
Cache In
Wall Saver Frame

724-WS-NA-BLK	Fully Upholstered	615	645	695	710	750	825	900	980	1110	690
725-WS-NA-BLK	Upholstered Seat/Wood Back	710	745	795	810	840	920	985	1060	1200	775
724-WS-NA-CHR	Fully Upholstered	675	705	750	765	810	880	960	1030	1195	745
725-WS-NA-CHR	Upholstered Seat/Wood Back	760	775	830	825	845	910	950	990	1110	825



19 in. Wide Stacking Chair, Armless
Cache Out
Wall Saver Frame


726-WS-NA-BLK	Fully Upholstered	615	645	695	710	750	825	900	980	1110	690
727-WS-NA-BLK	Upholstered Seat/Wood Back	710	745	795	810	840	920	985	1060	1200	775
726-WS-NA-CHR	Fully Upholstered	675	705	750	765	810	880	960	1030	1195	745
727-WS-NA-CHR	Upholstered Seat/Wood Back	760	775	830	825	845	910	950	990	1110	825



19 in. Wide Stacking Chair, Armless
Cache Straight
Wall Saver Frame

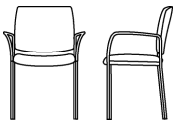
728-WS-NA-BLK	Fully Upholstered	615	645	695	710	750	825	900	980	1110	690
729-WS-NA-BLK	Upholstered Seat/Wood Back	710	745	795	810	840	920	985	1060	1200	775
728-WS-NA-CHR	Fully Upholstered	675	705	750	765	810	880	960	1030	1195	745
729-WS-NA-CHR	Upholstered Seat/Wood Back	760	775	830	825	845	910	950	990	1110	825

COM/Grade A Grade B Grade C Grade D Grade E Grade F Grade G Grade H Leather COL



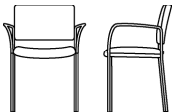
19 in. Wide Stacking Chair With Arms
Cache In
Wall Saver Frame

724-WS-WA-BLK	Fully Upholstered	675	705	750	765	810	880	960	1030	1195	745
725-WS-WA-BLK	Upholstered Seat/Wood Back	720	755	805	820	850	930	1000	1070	1215	790
724-WS-WA-CHR	Fully Upholstered	765	800	845	870	900	980	1050	1120	1295	840
725-WS-WA-CHR	Upholstered Seat/Wood Back	820	835	875	885	905	965	1010	1055	1165	865



19 in. Wide Stacking Chair With Arms
Cache Out
Wall Saver Frame

726-WS-WA-BLK	Fully Upholstered	675	705	750	765	810	880	960	1030	1195	745
727-WS-WA-BLK	Upholstered Seat/Wood Back	720	755	805	820	850	930	1000	1070	1215	790
726-WS-WA-CHR	Fully Upholstered	765	800	845	870	900	980	1050	1120	1295	840
727-WS-WA-CHR	Upholstered Seat/Wood Back	820	835	875	885	905	965	1010	1055	1165	865



19 in. Wide Stacking Chair With Arms
Cache Straight
Wall Saver Frame

728-WS-WA-BLK	Fully Upholstered	675	705	750	765	810	880	960	1030	1195	745
729-WS-WA-BLK	Upholstered Seat/Wood Back	720	755	805	820	850	930	1000	1070	1215	790
728-WS-WA-CHR	Fully Upholstered	765	800	845	870	900	980	1050	1120	1295	840
729-WS-WA-CHR	Upholstered Seat/Wood Back	820	835	875	885	905	965	1010	1055	1165	865

CACHE BARIATRIC

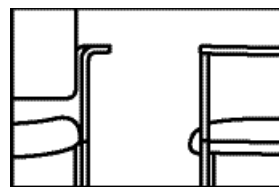
How to Build a Cache Bariatric Product Number

770 - WA-SAB - NAT or P17006 - BLK - PG

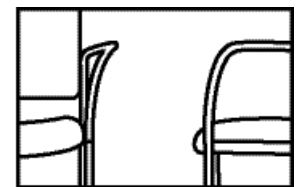
<p>Style</p> <p>770 Bariatric Cache In, uph seat/wood back</p> <p>771 Bariatric Cache In, fully upholstered</p> <p>772 Bariatric Cache Out, uph seat/wood back</p> <p>773 Bariatric Cache Out, fully upholstered</p> <p>774 Bariatric Cache Straight, uph seat/wood back</p> <p>775 Bariatric Cache Straight, fully upholstered</p>	<p>Wood Finish</p> <p>NAT Natural</p> <p>CHY Cherry</p> <p>WCH Warm Cherry</p> <p>MAH Mahogany</p> <p>ESP Espresso</p> <p>WLT Weathered Light</p> <p>WMD Weathered Medium</p> <p>WGR Weathered Grey</p> <p>WNT Walnut</p> <p>DWNT Dark Walnut</p> <p>999 Custom</p> <p>001 Black</p> <p>Painted Wood Finish</p> <p>P1 Painted Back</p> <p>7006 White</p> <p>7044 Stone</p> <p>7035 Light Grey</p> <p>7012 Dark Grey</p> <p>8012 Dark Red</p> <p>3016 Light Red</p> <p>1032 Yellow</p> <p>6011 Green</p> <p>6033 Teal</p> <p>6034 Aqua</p> <p>5024 Light Blue</p> <p>5014 Medium Blue</p> <p>7040 Light Grey Blue</p>	<p>Glide</p> <p>PG Plastic Glides (standard)</p> <p>MG Metal Glides</p> <p>RS Rubber Sleeves</p> <p>FG Felt Glides</p> <p>Frame Finish</p> <p>Standard Powder Coat Finishes</p> <p>CHR Chrome</p> <p>SCR Soft Chrome</p> <p>BLK Black Matte</p> <p>WHT White</p> <p>LBNZ Light Bronze</p> <p>MBNZ Medium Bronze</p> <p>DBNZ Dark Bronze</p> <p>GMTL Gunmetal</p> <p>BRS Brass</p> <p>Premium Powder Coat Finishes</p> <p>STN Stone</p> <p>LGB Light Grey Blue</p> <p>DGY Dark Grey</p> <p>LBL Light Blue</p> <p>AQU Aqua</p> <p>GRN Green</p> <p>YLW Yellow</p> <p>LRD Light Red</p>
<p>Arm Style</p> <p>WA-CAB Cache Arm Black</p> <p>WA-CAG Cache Grey Arm</p> <p>WA-SAB Straight Arm Black</p> <p>WA-SAG Straight Arm Grey</p>		

Features

- 500 lb Static Load Tested
- Three Back Shapes—Cache In, Out, or Straight
- Fully Upholstered or Upholstered Seat with Wood Back
- Eleven Standard Wood Finishes and Thirteen Standard Painted Wood Finishes
- WS Wall Saver Frame Standard
- Wood Backs Solid as Standard. Perforations on Cache Out or Line Cut on Cache In available.
- Frame Finish options are Chrome, Eight Standard Powder Coat Finishes and Eight Premium Powder Coat Finishes
- Cache and Straight Arm style options in both Black and Grey
- CAL117-2013 Standard, CAL133 Optional
- Meets ANSI/BIFMA Standards
- GREENGUARD Certified
- Lifetime Limited Warranty



Straight Arm



Cache Arm

Dimensions

Cache In -Cache Out

Seat	18.5D x 26W x 18H
Back	16.5H x 26W
Arm Height	25.5
Overall Size	31W x 22.5D x 33.5H 21W armless

Cache Straight

Seat	18.5D x 26W x 18H
Back	12.5H x 26W
Arm Height	25.5
Overall Size	31W x 22.5D x 31.25H 21W armless 31.25W straight arm style1

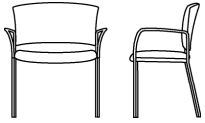
COM	Fully Upholstered	2 yds
	Seats Only	1 yd
	Backs Only	1.2 yds
COL	Fully Upholstered	34 sqft

Option Pricing

P1	Painted Wood Finish For Painted Back - Specifiy Paint Color Number From Above	\$45
SCR	Soft Chrome Powder Coat Frame Finish (Same as BLK Price)	N/C
	Standard Powder Coat Finish Options -	
	Specify Finish Option From Above - Upcharge Over Black	\$80
	Premium Powder Coat Finish Options -	
	Specify Finish Option From Above - Upcharge Over Black	\$80
PPC	Premium Powder Coat Finish Upcharge - Net Charge Per Color Per Order	\$200 NET
XFS	1/2" Extra Foam For Seat	\$40
FG	Felt Glides	\$20
ENG	Laser Engraving	\$40
999	Custom Wood Finish Option - Set Up Fee	\$225 NET
Perf	Perforations on Cache Out Wood back	N/C
LC	Line Cut on Cache In wood Back	N/C
F1	CAL 133 Compliance, Seat Only	\$45
F2	CAL 133 Compliance, Seat and Back	\$65
MB1	Moisture Barrier in Seat	\$65

CACHE BARIATRIC

COM/Grade A Grade B Grade C Grade D Grade E Grade F Grade G Grade H Leather COL



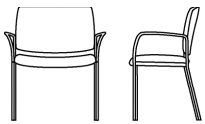
Cache In Bariatric
Fully Upholstered Seat/Wood Back

770-WA-BLK-NAT-PG	1125	1155	1195	1220	1245	1315	1370	1435	1505	1180
770-WA-CHR-NAT-PG	1290	1315	1365	1375	1405	1480	1540	1600	1675	1355



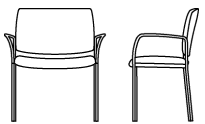
Cache In Bariatric
Fully Upholstered

771-WA-BLK-PG	1110	1160	1240	1270	1335	1465	1580	1695	1935	1230
771-WA-CHR-PG	1270	1325	1405	1440	1495	1620	1745	1865	2105	1390



Cache Out Bariatric
Fully Upholstered Seat/Wood Back

772-WA-BLK-NAT-PG	1125	1155	1195	1220	1245	1315	1370	1435	1505	1180
772-WA-CHR-NAT-PG	1290	1315	1365	1375	1405	1480	1540	1600	1675	1355

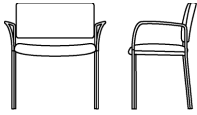


Cache Out Bariatric
Fully Upholstered

773-WA-BLK-PG	1110	1160	1240	1270	1335	1465	1580	1695	1935	1230
773-WA-CHR-PG	1270	1325	1405	1440	1495	1620	1745	1865	2105	1390

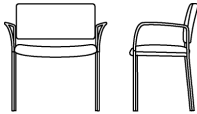
CACHE BARIATRIC

COM/Grade A Grade B Grade C Grade D Grade E Grade F Grade G Grade H Leather COL



Cache Straight Bariatric
Fully Upholstered Seat/Wood Back

774-WA-BLK-NAT-PG	1125	1155	1195	1220	1245	1315	1370	1435	1505	1180
774-WA-CHR-NAT-PG	1290	1315	1365	1375	1405	1480	1540	1600	1675	1355



Cache Straight Bariatric
Fully Upholstered

775-WA-BLK-PG	1110	1160	1240	1270	1335	1465	1580	1695	1935	1230
775-WA-CHR-PG	1270	1325	1405	1440	1495	1620	1745	1865	2105	1390

CACHE STOOL

How to Build a Cache Stool Number

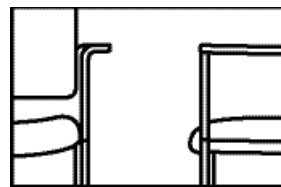
761 - CH24 - WA - SAB - NAT or P17006 - BLK - PG - ENG

<p>Style _____</p> <p>761 Cache In fully upholstered 762 Cache In finished wood 763 Cache In uph seat/wood back 764 Cache In uph seat/wood back/uph pad 765 Cache Out fully upholstered 766 Cache Out finished wood 767 Cache Out uph seat/wood back 768 Cache Out uph seat/wood back/uph pad 780 Cache Straight fully upholstered 781 Cache Straight finished wood 782 Cache Straight uph seat/wood back 783 Cache Straight uph seat/wood back/uph pad</p> <p>Frame Style _____</p> <p>CH24 Counter Stool STL30 Bar Stool</p> <p>Arm Style _____</p> <p>NA No Arms WA-CAB Cache Arm Black WA-CAG Cache Grey Arm WA-SAB Straight Arm Black WA-SAG Straight Arm Grey</p>	<p>Wood Finish</p> <p>NAT Natural CHY Cherry WCH Warm Cherry MAH Mahogany ESP Espresso WLT Weathered Light WMD Weathered Medium WGR Weathered Grey WNT Walnut DWNT Dark Walnut 999 Custom 001 Black</p> <p>Painted Wood Finish</p> <p>P1 Painted Back P2* Painted Seat & Back</p> <p>7006 White 7044 Stone 7035 Light Grey 7012 Dark Grey 8012 Dark Red 3016 Light Red 1032 Yellow 6011 Green 6033 Teal 6034 Aqua 5024 Light Blue 5014 Medium Blue 7040 Light Grey Blue</p>	<p>Laser Engraving</p> <p>Glide / Caster Style</p> <p>PG Plastic Glide(Std) MG Metal Glide FG Felt Glide RS Rubber Sleeve</p> <p>Frame Finish</p> <p>Standard Powder Coat Finishes</p> <p>CHR Chrome SCR Soft Chrome BLK Black Matte WHT White LBNZ Light Bronze MBNZ Medium Bronze DBNZ Dark Bronze GMTL Gunmetal BRS Brass</p> <p>Premium Powder Coat Finishes</p> <p>STN Stone LGB Light Grey Blue DGY Dark Grey LBL Light Blue AQU Aqua GRN Green YLW Yellow LRD Light Red</p>
---	---	--

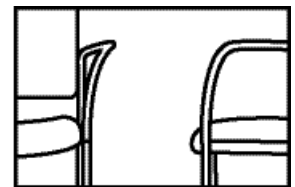
*P2 for standard Cache chairs and stools only. Not available on Cache 19 and Cache Bariatric

Features

- Three Back Shapes—Cache In, Out, or Straight
- Seat and Back, Fully Upholstered, All Wood or Combination
- Eleven Standard Wood Finishes and Thirteen Standard Painted Wood Finishes
- Wood Backs Solid as Standard. Perforations on Cache Out or Line Cut on Cache In available.
- Frame Finish options are Chrome, Eight Standard Powder Coat Finishes and Eight Premium Powder Coat Finishes
- Cache and Straight Arm style options in both Black and Grey
- CAL117-2013 Standard, CAL133 Optional
- Meets ANSI/BIFMA Standards
- GREENGUARD Certified
- Lifetime Limited Warranty



Straight Arm



Cache Arm

Dimensions

Cache In -Cache Out

CH24 Stool

Seat	18.5D x 17.5W x 24H
Back	15H x 17.5W
Overall Size	22.5W x 22.5D x 39H
	19.5W armless
	22.75W straight arm style

STL30 Stool

Seat	18.5D x 17.5W x 30H
Back	15H x 17.5W
Overall Size	22.5W x 22.5D x 45H
	19.5W armless
	22.75W straight arm style

Cache Straight

CH24 Stool

Seat	18.5D x 17.5W x 24H
Back	11.25H x 17.5W
Overall Size	22.5W x 22.5D x 35.25H
	19.5W armless
	22.75W straight arm style

STL30 Stool

Seat	18.5D x 17.5W x 30H
Back	11.25H x 17.5W
Overall Size	22.5W x 22.5D x 41.25H
	19.5W armless
	22.75W straight arm style

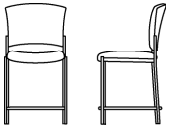
COM	Fully Upholstered	1.2 yards
	Seats Only	.8yds per 2 seats
	Backs Only	.6 yds per one back
COL	Fully Upholstered	20 sqft
	Seats Only	7 sqft

Option Pricing

SCR	Soft Chrome Powder Coat Frame Finish (Same as BLK Price)	N/C
	Standard Powder Coat Finish Options -	
	Specify Finish Option From Above - Upcharge Over Black	\$80
	Premium Powder Coat Finish Options -	
	Specify Finish Option From Above - Upcharge Over Black	\$80
PPC	Premium Powder Coat Finish Upcharge - Net Charge Per Color Per Order	\$200 NET
P1	Painted Wood Finish For Painted Back - Specify Paint Color Number From Above	\$40
P2	Painted Wood Finish For Seat and Back - Specify Paint Color Number From Above	\$75
F1	CAL 133 Compliance, Seat Only	\$50
F2	CAL 133 Compliance, Seat and Back	\$60
ENG	Laser Engraving	\$40
RS	Rubber Sleeves	\$15
MG	Metal Glides	\$20
FG	Felt Glides	\$20
XFS	1/2" Extra Foam For Seat	\$30
999	Custom Wood Finish Option - Set Up Fee	\$225 NET
Perf	Perforations on Cache Out Wood back	N/C
LC	Line Cut on Cache In wood Back	N/C

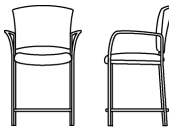
CACHE IN STOOL

COM/Grade A Grade B Grade C Grade D Grade E Grade F Grade G Grade H Leather COL



Stool Armless
Cache In
24 in. Seat Height
Non-stacking

761-CH24-NA-BLK	Fully Upholstered	800	830	880	900	935	1015	1085	1160	1290	870
762-CH24-NA-BLK	Finished Wood	795									
763-CH24-NA-BLK	Upholstered Seat/Wood Back	830	845	880	895	915	975	1025	1070	1170	870
764-CH24-NA-BLK	Uph Seat/Wood Back w/Uph Pad	940	955	1005	1010	1030	1090	1130	1180	1285	985
761-CH24-NA-CHR	Fully Upholstered	895	920	970	980	1025	1105	1175	1245	1380	965
762-CH24-NA-CHR	Finished Wood	885									
763-CH24-NA-CHR	Upholstered Seat/Wood Back	915	940	970	980	1015	1060	1115	1160	1265	965
764-CH24-NA-CHR	Uph Seat/Wood Back w/Uph Pad		1045	1085	1095	1120	1175	1230	1270	1370	1075

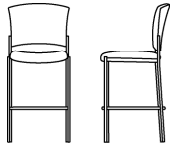


Stool with Arms
Cache In
24 in. Seat Height
Non-stacking

761-CH24-WA-BLK	Fully Upholstered	875	910	960	975	1015	1095	1165	1235	1370	950
762-CH24-WA-BLK	Finished Wood	870									
763-CH24-WA-BLK	Upholstered Seat/Wood Back	905	920	960	970	990	1050	1095	1150	1245	950
764-CH24-WA-BLK	Uph Seat/Wood Back w/Uph Pad	1015	1030	1075	1080	1110	1165	1215	1255	1360	1060
761-CH24-WA-CHR	Fully Upholstered	970	990	1045	1070	1105	1180	1255	1330	1460	1040
762-CH24-WA-CHR	Finished Wood	955									
763-CH24-WA-CHR	Upholstered Seat/Wood Back	985	1015	1045	1060	1085	1135	1185	1235	1340	1040
764-CH24-WA-CHR	Uph Seat/Wood Back w/Uph Pad	1095	1125	1160	1170	1195	1255	1300	1345	1450	1150

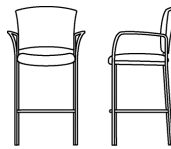
CACHE IN STOOL

COM/Grade A Grade B Grade C Grade D Grade E Grade F Grade G Grade H Leather COL



Stool Armless
Cache In
30 in. Seat Height
Non-stacking

761-STL30-NA-BLK	Fully Upholstered	800	830	880	900	935	1015	1085	1160	1290	870
762-STL30-NA-BLK	Finished Wood	795									
763-STL30-NA-BLK	Upholstered Seat/Wood Back	830	845	880	895	915	975	1025	1070	1170	870
764-STL30-NA-BLK	Uph Seat /Wood Back w/Uph Pad	940	955	1005	1010	1030	1090	1130	1180	1285	985
761-STL30-NA-CHR	Fully Upholstered	895	920	970	980	1025	1105	1175	1245	1380	965
762-STL30-NA-CHR	Finished Wood	885									
763-STL30-NA-CHR	Upholstered Seat/Wood Back	915	940	970	980	1015	1060	1115	1160	1265	965
764-STL30-NA-CHR	Uph Seat/Wood Back w/Uph Pad	1025	1045	1085	1095	1120	1175	1230	1270	1370	1075

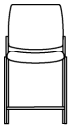


Stool with Arms
Cache In
30 in. Seat Height
Non-stacking

761-STL30-WA-BLK	Fully Upholstered	875									
762-STL30-WA-BLK	Finished Wood	870									
763-STL30-WA-BLK	Upholstered Seat/Wood Back	905	920	960	970	990	1050	1095	1150	1245	950
764-STL30-WA-BLK	Uph Seat/Wood Back w/Uph Pad	1015	1030	1075	1080	1110	1165	1215	1255	1360	1060
761-STL30-WA-CHR	Fully Upholstered	970	990	1045	1070	1105	1180	1255	1330	1460	1040
762-STL30-WA-CHR	Finished Wood	955									
763-STL30-WA-CHR	Upholstered Seat/Wood Back	985	1015	1045	1060	1085	1135	1185	1235	1340	1040
764-STL30-WA-CHR	Uph Seat/Wood Back w/Uph Pad	1095	1125	1160	1170	1195	1255	1300	1345	1450	1150

CACHE OUT STOOL

COM/Grade A Grade B Grade C Grade D Grade E Grade F Grade G Grade H Leather COL



Stool Armless
Cache Out
24 in. Seat Height
Non-stacking

765-CH24-NA-BLK	Fully Upholstered	800	830	880	900	935	1015	1085	1160	1290	870
766-CH24-NA-BLK	Finished Wood	795									
767-CH24-NA-BLK	Upholstered Seat/Wood Back	830	845	880	895	915	975	1025	1070	1170	870
768-CH24-NA-BLK	Uph Seat/Wood Back w/Uph Pad	940	955	1005	1010	1030	1090	1130	1180	1285	985
765-CH24-NA-CHR	Fully Upholstered	895	920	970	980	1025	1105	1175	1245	1380	965
766-CH24-NA-CHR	Finished Wood	885									
767-CH24-NA-CHR	Upholstered Seat/Wood Back	915	940	970	980	1015	1060	1115	1160	1265	965
768-CH24-NA-CHR	Uph Sea/Wood Back w/Uph Pad	1025	1045	1085	1095	1120	1175	1230	1270	1370	1075

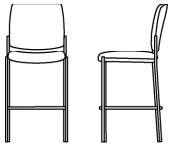


Stool with Arms
Cache Out
24 in. Seat Height
Non-stacking

765-CH24-WA-BLK	Fully Upholstered	875	910	960	975	1015	1095	1165	1235	1370	950
766-CH24-WA-BLK	Finished Wood	870									
767-CH24-WA-BLK	Upholstered Seat/Wood Back	905	920	960	970	990	1050	1095	1150	1245	950
768-CH24-WA-BLK	Uph Seat/Wood Back w/Uph Pad	1015	1030	1075	1080	1110	1165	1215	1255	1360	1060
765-CH24-WA-CHR	Fully Upholstered	970	990	1045	1070	1105	1180	1255	1330	1460	1040
766-CH24-WA-CHR	Finished Wood	955									
767-CH24-WA-CHR	Upholstered Seat/Wood Back	985	1015	1045	1060	1085	1135	1185	1235	1340	1040
768-CH24-WA-CHR	Uph Sea /Wood Back w/Uph Pad	1095	1125	1160	1170	1195	1255	1300	1345	1450	1150

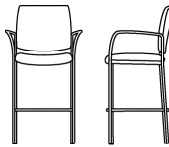
CACHE OUT STOOL

COM/Grade A Grade B Grade C Grade D Grade E Grade F Grade G Grade H Leather COL



Stool Armless
Cache Out
30 in. Seat Height
Non-stacking

765-STL30-NA-BLK	Fully Upholstered	800	830	880	900	935	1015	1085	1160	1290	870
766-STL30-NA-BLK	Finished Wood	795									
767-STL30-NA-BLK	Upholstered Seat/Wood Back	830	845	880	895	915	975	1025	1070	1170	870
768-STL30-NA-BLK	Uph Seat/Wood Back w/Uph Pad	940	955	1005	1010	1030	1090	1130	1180	1285	985
765-STL30-NA-CHR	Fully Upholstered	895	920	970	980	1025	1105	1175	1245	1380	965
766-STL30-NA-CHR	Finished Wood	885									
767-STL30-NA-CHR	Upholstered Seat/Wood Back	915	940	970	980	1015	1060	1115	1160	1265	965
768-STL30-NA-CHR	Uph Seat/Wood Back w/Uph Pad	1025	1045	1085	1095	1120	1175	1230	1270	1370	1075

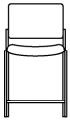


Stool with Arms
Cache Out
30 in. Seat Height
Non-stacking

765-STL30-WA-BLK	Fully Upholstered	875	910	960	975	1015	1095	1165	1235	1370	950
766-STL30-WA-BLK	Finished Wood	870									
767-STL30-WA-BLK	Upholstered Seat/Wood Back	905	920	960	970	990	1050	1095	1150	1245	950
768-STL30-WA-BLK	Uph Seat/Wood Back w/Uph Pad	1015	1030	1075	1080	1110	1165	1215	1255	1360	1060
765-STL30-WA-CHR	Fully Upholstered	970	990	1045	1070	1105	1180	1255	1330	1460	1040
766-STL30-WA-CHR	Finished Wood	955									
767-STL30-WA-CHR	Upholstered Seat/Wood Back	985	1015	1045	1060	1085	1135	1185	1235	1340	1040
768-STL30-WA-CHR	Uph Seat/Wood Back w/Uph Pad	1095	1125	1160	1170	1195	1255	1300	1345	1450	1150

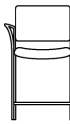
CACHE STRAIGHT STOOL

COM/Grade A Grade B Grade C Grade D Grade E Grade F Grade G Grade H Leather COL



Stool Armless
Cache Straight
24 in. Seat Height
Non-stacking

780-CH24-NA-BLK	Fully Upholstered	800	830	880	900	935	1015	1085	1160	1290	870
781-CH24-NA-BLK	Finished Wood	795									
782-CH24-NA-BLK	Upholstered Seat/Wood Back	830	845	880	895	915	975	1025	1070	1170	870
783-CH24-NA-BLK	Uph Seat / Wood Back w/Uph Pad	940	955	1005	1010	1030	1090	1130	1180	1285	985
780-CH24-NA-CHR	Fully Upholstered	895	920	970	980	1025	1105	1175	1245	1380	965
781-CH24-NA-CHR	Finished Wood	885									
782-CH24-NA-CHR	Upholstered Seat/Wood Back	915	940	970	980	1015	1060	1115	1160	1265	965
783-CH24-NA-CHR	Uph Seat / Wood Back w/Uph Pad	1025	1045	1085	1095	1120	1175	1230	1270	1370	1075

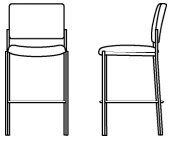


Stool with Arms
Cache Straight
24 in. Seat Height
Non-stacking

780-CH24-WA-BLK	Fully Upholstered	875	910	960	975	1015	1095	1165	1235	1370	950
781-CH24-WA-BLK	Finished Wood	870									
782-CH24-WA-BLK	Upholstered Seat/Wood Back	905	920	960	970	990	1050	1095	1150	1245	950
783-CH24-WA-BLK	Uph Seat / Wood Back w/Uph Pad	1015	1030	1075	1080	1110	1165	1215	1255	1360	1060
780-CH24-WA-CHR	Fully Upholstered	970	990	1045	1070	1105	1180	1255	1330	1460	1040
781-CH24-WA-CHR	Finished Wood	955									
782-CH24-WA-CHR	Upholstered Seat/Wood Back	985	1015	1045	1060	1085	1135	1185	1235	1340	1040
783-CH24-WA-CHR	Uph Seat / Wood Back w/Uph Pad	1095	1125	1160	1170	1195	1255	1300	1345	1450	1150

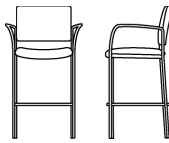
CACHE STRAIGHT STOOL

COM/Grade A Grade B Grade C Grade D Grade E Grade F Grade G Grade H Leather COL



Stool Armless
Cache Straight
30 in. Seat Height
Non-stacking

780-STL30-NA-BLK	Fully Upholstered	800	830	880	900	935	1015	1085	1160	1290	870
781-STL30-NA-BLK	Finished Wood	795									
782-STL30-NA-BLK	Upholstered Seat/Wood Back	830	845	880	895	915	975	1025	1070	1170	870
783-STL30-NA-BLK	Uph Seat / Wood Back w/Uph Pad	940	955	1005	1010	1030	1090	1130	1180	1285	985
780-STL30-NA-CHR	Fully Upholstered	895	920	970	980	1025	1105	1175	1245	1380	965
781-STL30-NA-CHR	Finished Wood	885									
782-STL30-NA-CHR	Upholstered Seat/Wood Back	915	940	970	980	1015	1060	1115	1160	1265	965
783-STL30-NA-CHR	Uph Seat / Wood Back w/Uph Pad	1025	1045	1085	1095	1120	1175	1230	1270	1370	1075



Stool with Arms
Cache Straight
30 in. Seat Height
Non-stacking

780-STL30-WA-BLK	Fully Upholstered	875	910	960	975	1015	1095	1165	1235	1370	950
781-STL30-WA-BLK	Finished Wood	870									
782-STL30-WA-BLK	Upholstered Seat/Wood Back	905	920	960	970	990	1050	1095	1150	1245	950
783-STL30-WA-BLK	Uph Seat / Wood Back w/Uph Pad	1015	1030	1075	1080	1110	1165	1215	1255	1360	1060
780-STL30-WA-CHR	Fully Upholstered	970	990	1045	1070	1105	1180	1255	1330	1460	1040
781-STL30-WA-CHR	Finished Wood	955									
782-STL30-WA-CHR	Upholstered Seat/Wood Back	985	1015	1045	1060	1085	1135	1185	1235	1340	1040
783-STL30-WA-CHR	Uph Seat / Wood Back w/Uph Pad	1095	1125	1160	1170	1195	1255	1300	1345	1450	1150

CACHE TABLES

How to Build a Cache Table Number

701 - SCR - WDT(LMT) - NAT

<p>Style</p> <p>704 Coffee Table 42.5W x 18D 17.5H</p> <p>705 End Table 18W x 16D x 17.5H</p>	<p>Frame Finish</p> <p>Standard Powder Coat Finishes</p> <p>CHR Chrome</p> <p>SCR Soft Chrome</p> <p>BLK Black Matte</p> <p>WHT White</p> <p>LBNZ Light Bronze</p> <p>MBNZ Medium Bronze</p> <p>DBNZ Dark Bronze</p> <p>GMTL Gunmetal</p> <p>BRS Brass</p> <p>Premium Powder Coat Finishes</p> <p>STN Stone</p> <p>LGB Light Grey Blue</p> <p>DGY Dark Grey</p> <p>LBL Light Blue</p> <p>AQU Aqua</p> <p>GRN Green</p> <p>YLW Yellow</p> <p>LRD Light Red</p>	<p>Table Top</p> <p>WDT Wood Top</p> <p>LMT Laminated Top</p> <p>COR Corian Top</p>	<p>Wood Finish</p> <p>NAT Natural</p> <p>CHY Cherry</p> <p>WCH Warm Cherry</p> <p>MAH Mahogany</p> <p>ESP Espresso</p> <p>WLT Weathered Light</p> <p>WMD Weathered Medium</p> <p>WGR Weathered Grey</p> <p>WNT Walnut</p> <p>DWNT Dark Walnut</p> <p>999 Custom</p> <p>001 Black</p> <p>Laminate Color</p> <p>WHT Linen matte D427-60</p> <p>MPL Fusion Maple 7909-60</p> <p>GRY Fashion Grey D381-60</p> <p>GRY2 Slate Grey D81-60</p> <p>WLT Montana Walnut 7110K-78</p> <p>TEAK Studio Teak 7960K-18</p> <p>BLK Black</p> <p>Corian</p> <p>WHT Glacier White</p>
---	---	---	---

Features

Table Tops in Wood, Laminate or Corian

Eleven Standard Wood Finishes, Seven Standard Wilsonart Laminate Options or Glacier White Corian Top Options

Four Leg Metal Base Available in CHR Chrome, Eight Standard Powder Coat Finish Options, or Eight Premium Powder Coat Finishes

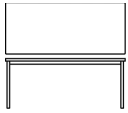
Lifetime Limited Warranty

Option Pricing

SCR	Soft Chrome Powder Coat Frame Finish (Same as BLK Price)	N/C
	Standard Powder Coat Finish Options -	
	Specify Finish Option From Above - Upcharge Over Black	\$80
	Premium Powder Coat Finish Options -	
	Specify Finish Option From Above - Upcharge Over Black	\$80
PPC	Premium Powder Coat Finish Upcharge -	
	Net Charge Per Color Per Order	\$200 NET
999	Custom Wood Finish Option - Set Up Fee	\$225 NET

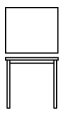
CACHE TABLES

COM/Grade A Grade B Grade C Grade D Grade E Grade F Grade G Grade H Leather COL



Coffee Table
42.5 x 18 x 17.5H
Freestanding

704-BLK-LMT	Coffee Table, BLK Laminate	660
704-BLK-WDT	Coffee Table, BLK, Wood	675
704-BLK-COR	Coffee Table, SCR, Corian	2610
704-CHR-LMT	Coffee Table, BLK, Laminate	765
704-CHR-WDT	Coffee Table, CHR, Wood	790
704-CHR-COR	Coffee Table, CHR, Corian	2745



End Table
18W x 16D x 17.5H
Freestanding

705-BLK-LMT	End Table, BLK Laminate	465
705-BLK-WDT	End Table, BLK, Wood	460
705-BLK-COR	End Table, BLK, Corian	1510
705-CHR-LMT	End Table, CHR, Laminate	560
705-CHR-WDT	End Table, CHR, Wood	555
705-CHR-COR	End Table, CHR, Corian	1610

PRICES

All published prices are recommended retail prices. Applicable sales taxes are additional. Prices are subject to change without notice.

PAYMENT TERMS

Net 30 days, with established credit. Until credit is approved, a fifty percent deposit must be sent with the order, the balance is due prior to shipment. Deposits are non-refundable in the event of cancellation. If deposit has been placed on original order, applicable cancellation charges to be deducted from the deposit amount. Remainder of deposit will be held in the form of a credit for future orders.

FREIGHT POLICY

All orders are FOB Destination.

Orders under \$7500 net will incur a minimum freight charge of \$225.

Orders over \$7500 net will be charged the standard 3% of net freight fee.

These fees are applicable for any shipment being made within the contiguous U.S.

Source International reserves the right to select method of shipment and carrier.

CONCEALED DAMAGE

If products are received damaged, a written exception should be made on the bill of lading and an immediate inspection be requested of the carrier. Concealed damage must be reported to the carrier within the specific carrier's predetermined timeline. Failure to make claims shall constitute acceptance of the products and waiver any claims of defects, errors or shortages.

RETURNS AND ALLOWANCES

All product is made to order. No merchandise may be returned without a return authorization and shipping instructions. No credit or allowance will be given for repairs to defective materials unless Source International has given authority to make such repairs.

ORDER ENTRY

All orders must be submitted in writing. Email to cr@sourceinternationaldesign.com or Fax to 508-842-1838.

ACKNOWLEDGEMENTS

All orders will be acknowledged in writing. Orders will be manufactured based on the written acknowledgement. It is the customer's responsibility to review each acknowledgement and communicate with the factory if there are errors within 48 hours.

CANCELLATIONS

Any changes or cancellation may result in charges if materials have entered into production. If an order is cancelled while in production, a cancellation fee will be applied based on the status of order at time of cancellation.

FABRICS

Not all graded in fabrics are approved for all product lines. Send memo samples for approval to:
Source International 17 Gilmore Dr, Sutton, MA 01590.

Please tag memo samples with:

The product the fabric is being reviewed for, and your contact information

Graded In Partners

We are proud to offer graded in fabric programs with the following companies:

Anzea

Architex

Camira

CF Stinson

Camira

DesignTex

Knoll

Maharam

Mayer

Momentum

Ultrafabrics

Customer's Own Material

C.O.M. fabric must be approved prior to acceptance of the order. The material must be provided in 54" wide continuous yardage. All fabric will be directionally cut straight off the bolt unless otherwise specified. A C.O.M. form must be filled out and submitted along with purchase order. Yardage requirements listed are for small patterns or plain materials. The material must be shipped to the factory prepaid and with proper reference to the order. Source International is not responsible for appearance, performance or durability of C.O.M

LEATHER

Leather Prices published in this price list are for our stock leather "MAMMUT" by Wollsdorf Leather in the following colors:

25599 Black

25519 Pewter

35062 Charcoal

Additional leather colors in the Mammut line can be quoted. All other leathers will be priced as COL.