

AXIS

CHAIR

CANTILEVER

STOOL

Price List Effective January 2024



SOURCE

AXIS

How to Build an Axis Product Number

514 - FL - CHR - NA - NAT - P3 7006 - P4 A7006/B6868 - PG

Style									Glide Option
514	Wood Shell								PG Plastic Glide
515	Wood Shell with Upholstered Seat Pad								FG Felt Glide
516	Fully Upholstered								MG Metal Glide
Frame Style									
FL	Four Leg			Maple Wood Shell Finish	Painted Wood Finish	Painted Wood Finish			
SL	Cantilever Base			NAT Natural	P3 Painted Shell	P4 Two Tone Painted Shell			
				CHY Cherry	7006 White	Side A (sitting)			
				WCH Warm Cherry	7044 Stone	Side B (outside)			
Frame Finish	Premium Powder Coats			MAH Mahogany	7035 Light Grey				
CHR	Chrome	STN	Stone	ESP Espresso	7012 Dark Grey	7006 White			
SCR	Soft Chrome	LGB	Light Grey Blue	WLT Weathered Light	8012 Dark Red	7044 Stone			
BLK	Black Matte	DGY	Dark Grey	WMD Weathered Medium	3016 Light Red	7035 Light Grey			
WHT	White	LBL	Light Blue	WGR Weathered Grey	1032 Yellow	7012 Dark Grey			
LBNZ	Light Bronze	AQU	Aqua	WNT Walnut	6011 Green	8012 Dark Red			
MBNZ	Medium Bronze	GRN	Green	DWNT Dark Walnut	6033 Teal	3016 Light Red			
DBNZ	Dark Bronze	YLW	Yellow	001 Black	6034 Aqua	1032 Yellow			
GMTL	Gunmetal	LRD	Light Red	999 Custom	5024 Light Blue	6011 Green			
BRS	Brass				5014 Medium Blue	6033 Teal			
					7040 Light Grey Blue	6034 Aqua			
Arm Style									
NA	No Arms					5024 Light Blue			
WA	With Arms					5014 Medium Blue			
						7040 Light Grey Blue			

Features

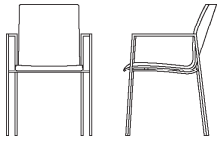
One Piece Wood Shell	Seat Pan Standard on Upholstered Model
Four Leg Tubular Frame, Cantilever Frame	Stacking Bumpers Standard on Wood Model
Four Leg Frame Available with Arms or Armless	GreenGuard Certified
Cantilever Frame with Arms Only	CAL 117 Standard, CAL 133 Optional
Cantilever Frame Does Not Stack	Meets ANSI/BIFMA Standards
Wood Shell FL Model Stacks 5 High on Floor, 8 High on Dolly	Lifetime Limited Warranty
Upholstered Shell Chair Model Stacks 4 High on Floor, 8 High on Dolly	

Dimensions

Four Leg Chair		Cantilever Chair	
Seat	17"D x 17"W x 17.75"H	Seat	17"D x 17"W x 17.50"H
Back	17"W x 17"H	Back	17"W x 17"H
Arm	26.25"H	Arm	26.25"H
Overall Armless	24"D x 19.5"W x 34.5"H	Overall w/Arms	26"D x 22"W x 33"H
Overall w/Arms	24"D x 22"W x 34.5"H		
COM Fully Uph	1.25 yards (Arm Caps Only .12 yds)	COM Fully Uph	1.25 yards (Arm Caps Only .12 yds)
COM Seat Pad	.7 yards per two	COM Seat Pad	.7 yards per two
COL Fully Uph	23 sqft (Arm Caps Only 2 sqft)	COL Fully Uph	23 sqft (Arm Caps Only 2 sqft)
COL Seat Pad	13 sqft	COL Seat Pad	13 sqft

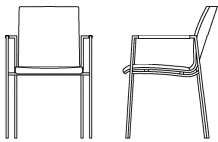
Option Pricing

F1	CAL 133 Compliance, Seat Only	\$50	SCR, CHR	As Priced
UAC1	Upholstered Arm Caps for Wood Model	\$95	Standard Powder Coat Finish Options -	
UAC2	Upholstered Arm Caps for Upholstered Model	\$95	Specify Finish Option From Above - Add to Chrome price	\$80
P3	Painted Wood Finish -		Premium Powder Coat Finish Options -	
	Specify Paint Color Number From Above	\$55	Specify Finish Option From Above - Add to Chrome price	\$80
P4	Two Tone Painted Wood Shell -		PPC Premium Powder Coat Finish Upcharge -	
	Specify Paint Color Numbers From Above For Both Side A/B	\$75	Net Charge Per Color Per Order	\$200 NET
FG	Felt Glides (FL Frame Only)	\$20		
MG	Metal Glides (FL Frame Only)	\$20		
999	Custom Wood Finish Option - Set Up Fee	\$225 NET		
ENG	Laser Engraving	\$40		
514/FW	Storage Dolly, Four-Wheel (10 Chair Capacity)	\$525		



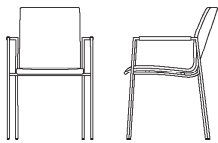
Wood Shell Four Leg Chair

514-FL-SCR-NA	Soft Chrome No Arm	600
514-FL-CHR-NA	Chrome No Arm	645
514-FL-SCR-WA	Soft Chrome With Arm	630
514-FL-CHR-WA	Chrome With Arm	685



Wood Shell with Upholstered Seat Pad Four Leg Chair

515-FL-SCR-NA	Soft Chrome No Arm	725	740	755	775	810	850	900	940	1005	750
515-FL-CHR-NA	Chrome No Arm	770	795	810	830	860	905	945	985	1045	800
515-FL-SCR-WA	Soft Chrome with Arm	750	765	775	810	830	880	920	965	1030	770
515-FL-CHR-WA	Chrome with Arm	815	830	840	875	895	940	980	1025	1085	835

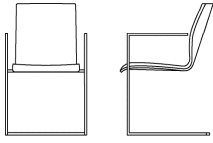


Fully Upholstered Four Leg Chair

516-FL-SCR-NA	Soft Chrome No Arm	775	815	830	885	930	1010	1075	1155	1270	825
516-FL-CHR-NA	Chrome No Arm	835	845	880	940	970	1050	1125	1200	1320	870
516-FL-SCR-WA	Soft Chrome with Arm	815	840	860	910	950	1035	1105	1175	1295	845
516-FL-CHR-WA	Chrome with Arm	865	905	915	970	1015	1090	1165	1240	1360	910

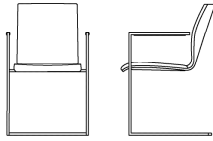
AXIS CANTILEVER

COM/Grade A Grade B Grade C Grade D Grade E Grade F Grade G Grade H Leather COL



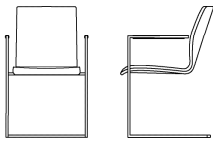
Wood Shell Cantilever Chair

514-SL-SCR-WA	Soft Chrome With Arm	965
514-SL-CHR-WA	Chrome With Arm	1085



Wood Shell with Upholstered Seat Pad Cantilever Chair

515-SL-SCR-WA	Soft Chrome with Arms	1090	1110	1130	1160	1175	1235	1270	1315	1375	1120
515-SL-CHR-WA	Chrome with Arms	1220	1235	1250	1285	1300	1360	1400	1440	1500	1240



Fully Upholstered Cantilever Chair

516-SL-SCR-WA	Soft Chrome With Arm	1155	1180	1215	1255	1295	1380	1460	1535	1645	1195
516-SL-CHR-WA	Frame Chrome With Arm	1275	1305	1335	1385	1420	1505	1585	1655	1765	1320

AXIS FOUR LEG STOOL

How to Build an Axis Four Leg Stool Product Number

517 - CH24 - CHR - NA - NAT - P3 7006 - PG

Style		Arm Style		Glide Option
514	Wood Shell	NA	No Arms	PG Plastic Glide
515	Wood Shell with Upholstered Seat Pad	WA	With Arms	FG Felt Glide
516	Fully Upholstered			MG Metal Glide
517	Wood Shell Mid Back			
518	Wood Shell with Upholstered Seat Pad Mid Back			
519	Fully Upholstered Mid Back			
Frame Style				
CH24FL Stool				
STL30FL Stool				
	Frame Finish			
	Standard Powder Coats	Maple Wood Shell Finish		Painted Wood Finish
	CHR Chrome	NAT Natural		P3 Painted Shell or
	SCR Soft Chrome	CHY Cherry		P4 Two Tone Painted Shell
	BLK Black Matte	WCH Warm Cherry		Side A (sitting)
	WHT White	MAH Mahogany		Side B (outside)
	GMTL Gunmetal	ESP Espresso		
	LBNZ Light Bronze	WLT Weathered Light	7006	White
	MBNZ Medium Bronze	WMD Weathered Medium	7044	Stone
	DBNZ Dark Bronze	WGR Weathered Grey	7035	Light Grey
	BRS Brass	WNT Walnut	7012	Dark Grey
	Premium Powder Coats	DWNT Dark Walnut	8012	Dark Red
	STN Stone	001 Black	3016	Light Red
	LGB Light Grey Blue	999 Custom	1032	Yellow
	DGY Dark Grey		6011	Green
	LBL Light Blue		6033	Teal
	AQU Aqua		6034	Aqua
	GRN Green		5024	Light Blue
	YLW Yellow		5014	Medium Blue
	LRD Light Red		7040	Light Grey Blue

Features

One Piece Wood Shell	GreenGuard Certified
Four Leg Tubular Frame	CAL 117 Standard CAL 133 Optional
Four Leg Frame Available with Arms or Armless	Meets ANSI/BIFMA Standards
	Lifetime Limited Warranty

Dimensions

CH24 Stool		STL30 Stool	
Seat	17"D x 17"W x 24"H	Seat	17"D x 17"W x 30"H
Back	17"W x 17"H	Back	17"W x 17"H
Arm Height	32.25"H	Arm Height	38.25"H
Overall Armless	24"D x 19.5"W x 40.5"H	Overall Armless	24"D x 19.5"W x 46.5"H
Overall w/Arms	24"D x 22"W x 40.5"H	Overall w/Arms	24"D x 22"W x 46.5"H

CH24 Stool Mid Back		STL30 Stool Mid Back	
Seat	17"D x 17"W x 24"H	Seat	17"D x 17"W x 30"H
Back	17"W x 12.5"H	Back	17"W x 12.5"H
Arm Height	32.25"H	Arm Height	38.25"H
Overall Armless	24"D x 19.5"W x 36"H	Overall Armless	24"D x 19.5"W x 42"H
Overall w/Arms	24"D x 22"W x 36"H	Overall w/Arms	24"D x 22"W x 42"H


COM Fully Uph	1.25 yards (Arm Caps Only .12 yds)	COM Fully Uph	1.25 yards (Arm Caps Only .12 yds)
COM Seat Pad	.7 yards per two	COM Seat Pad	.7 yards per two
COL Fully Uph	23 sqft (Arm Caps Only 2 sqft)	COL Fully Uph	23 sqft (Arm Caps Only 2 sqft)
COL Seat Pad	13 sqft	COL Seat Pad	13 sqft

Option Pricing

F1	CAL 133 Compliance, Seat Only	\$50	SCR, CHR	As Priced
UAC1	Upholstered Arm Caps for Wood Model	\$95	Standard Powder Coat Finish Options -	
UAC2	Upholstered Arm Caps Upholstered Model	\$95	Specify Finish Option From Above - Add to Chrome price	\$80
P3	Painted Wood Finish -		Premium Powder Coat Finish Options -	
	Specify Paint Color Number From Above	\$55	Specify Finish Option From Above - Add to Chrome price	\$80
P4	Two Tone Painted Wood Shell -		PPC Premium Powder Coat Finish Upcharge -	
	Specify Paint Color Numbers From Above For Both Side A/B	\$75	Net Charge Per Color Per Order	\$200 NET
FG	Felt Glides (FL Frame Only)	\$20		
MG	Metal Glides (FL Frame Only)	\$20		
999	Custom Wood Finish Option - Set Up Fee	\$225 NET		
ENG	Laser Engraving	\$40		


AXIS FOUR LEG STOOL MID BACK

COM/Grade A Grade B Grade C Grade D Grade E Grade F Grade G Grade H Leather COL




24 in. Four Leg Wood Shell Stool Mid

517-CH24FL-SCR-NA	Soft chrome, no arms	790
517-CH24FL-CHR-NA	Chrome, no arms	915
517-CH24FL-SCR-WA	Soft chrome, w/arms	815
517-CH24FL-CHR-WA	Chrome, w/arms	930



24 in. Four Leg Wood Shell with Upholstered Seat Pad Stool Mid Back

518-CH24FL-SCR-NA	Soft chrome, no arms	915	935	950	975	1005	1050	1090	1130	1195	940
518-CH24FL-CHR-NA	Chrome, no arms	1045	1060	1080	1110	1130	1175	1225	1265	1325	1070
518-CH24FL-SCR-WA	Soft chrome, w/arms	930	945	960	980	1015	1055	1105	1150	1215	950
518-CH24FL-CHR-WA	Chrome, w/arms	1060	1080	1090	1120	1150	1190	1240	1275	1340	1080

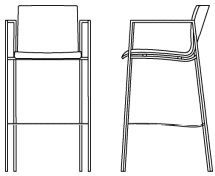


24 in. Four Leg Fully Upholstered Stool Mid Back

519-CH24FL-SCR-NA	Soft chrome, no arms	975	1010	1030	1080	1115	1200	1275	1355	1460	1020
519-CH24FL-CHR-NA	Chrome, no arms	1110	1135	1160	1215	1245	1335	1400	1475	1590	1150
519-CH24FL-SCR-WA	Soft chrome, w/arms	1010	1040	1050	1110	1150	1230	1300	1375	1495	1045
519-CH24FL-CHR-WA	Chrome, w/arms	1120	1150	1170	1230	1255	1345	1420	1495	1605	1160

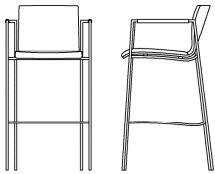
AXIS FOUR LEG STOOL

COM/Grade A Grade B Grade C Grade D Grade E Grade F Grade G Grade H Leather COL



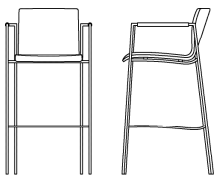
30 in. Four Leg Wood Shell Stool Mid Back

517-STL30FL-SCR-NA	Soft chrome, no arms	790
517-STL30FL-CHR-NA	Chrome, no arms	915
517-STL30FL-SCR-WA	Soft chrome, w/arms	815
517-STL30FL-CHR-WA	Chrome, w/arms	930



30 in. Four Leg Wood Shell with Upholstered Seat Pad Stool Mid Back

518-STL30FL-SCR-NA	Soft chrome, no arms	915	935	950	975	1005	1050	1090	1130	1195	940
518-STL30FL-CHR-NA	Chrome, no arms	1045	1060	1080	1110	1130	1175	1225	1265	1325	1070
518-STL30FL-SCR-WA	Soft chrome, w/arms	930	945	960	980	1015	1055	1105	1150	1215	950
518-STL30FL-CHR-WA	Chrome, w/arms	1060	1080	1090	1120	1150	1190	1240	1275	1340	1080

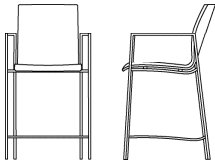


30 in. Four Leg Fully Upholstered Stool Mid Back

519-STL30FL-SCR-NA	Soft chrome, no arms	975	1010	1030	1080	1115	1200	1275	1355	1460	1020
519-STL30FL-CHR-NA	Chrome, no arms	1110	1135	1160	1215	1245	1335	1400	1475	1590	1150
519-STL30FL-SCR-WA	Soft chrome, w/arms	1010	1040	1050	1110	1150	1230	1300	1375	1495	1045
519-STL30FL-CHR-WA	Chrome, w/arms	1120	1150	1170	1230	1255	1345	1420	1495	1605	1160

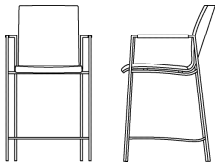
AXIS FOUR LEG STOOL

COM/Grade A Grade B Grade C Grade D Grade E Grade F Grade G Grade H Leather COL



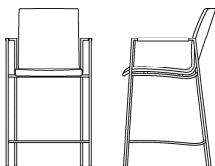
24 in. Four Leg Wood Shell Stool

514-CH24FL-SCR-NA	Soft chrome, no arms	790
514-CH24FL-CHR-NA	Chrome, no arms	915
514-CH24FL-SCR-WA	Soft chrome, w/arms	815
514-CH24FL-CHR-WA	Chrome, w/arms	930



24 in. Four Leg Wood Shell with Upholstered Seat Pad Stool

515-CH24FL-SCR-NA	Soft chrome, no arms	915	935	950	975	1005	1050	1090	1130	1195	940
515-CH24FL-CHR-NA	Chrome, no arms	1045	1060	1080	1110	1130	1175	1225	1265	1325	1070
515-CH24FL-SCR-WA	Soft chrome, w/arms	930	945	960	980	1015	1055	1105	1150	1215	950
515-CH24FL-CHR-WA	Chrome, w/arms	1060	1080	1090	1120	1150	1190	1240	1275	1340	1080




24 in. Fully Four Leg Upholstered Stool

516-CH24FL-SCR-NA	Soft chrome, no arms	975	1010	1030	1080	1115	1200	1275	1355	1460	1020
516-CH24FL-CHR-NA	Chrome, no arms	1110	1135	1160	1215	1245	1335	1400	1475	1590	1150
516-CH24FL-SCR-WA	Soft chrome, w/arms	1010	1040	1050	1110	1150	1230	1300	1375	1495	1045
516-CH24FL-CHR-WA	Chrome, w/arms	1120	1150	1170	1230	1255	1345	1420	1495	1605	1160


AXIS FOUR LEG STOOL

COM/Grade A Grade B Grade C Grade D Grade E Grade F Grade G Grade H Leather COL




30 in. Four Leg Wood Shell Stool

514-STL30FL-SCR-NA	Soft chrome, no arms	790
514-STL30FL-CHR-NA	Chrome, no arms	915
514-STL30FL-SCR-WA	Soft chrome, w/arms	815
514-STL30FL-CHR-WA	Chrome, w/arms	930



30 in. Four Leg Wood Shell with Upholstered Seat Pad Stool

515-STL30FL-SCR-NA	Soft chrome, no arms	915	935	950	975	1005	1050	1090	1130	1195	940
515-STL30FL-CHR-NA	Chrome, no arms	1045	1060	1080	1110	1130	1175	1225	1265	1325	1070
515-STL30FL-SCR-WA	Soft chrome, w/arms	930	945	960	980	1015	1055	1105	1150	1215	950
515-STL30FL-CHR-WA	Chrome, w/arms	1060	1080	1090	1120	1150	1190	1240	1275	1340	1080



30 in. Four Leg Fully Upholstered Stool

516-STL30FL-SCR-NA	Soft chrome, no arms	975	1010	1030	1080	1115	1200	1275	1355	1460	1020
516-STL30FL-CHR-NA	Chrome, no arms	1110	1135	1160	1215	1245	1335	1400	1475	1590	1150
516-STL30FL-SCR-WA	Soft chrome, w/arms	1010	1040	1050	1110	1150	1230	1300	1375	1495	1045
516-STL30FL-CHR-WA	Chrome, w/arms	1120	1150	1170	1230	1255	1345	1420	1495	1605	1160

AXIS SLED FRAME STOOL

How to Build an Axis Sled Frame Stool Product Number

517 - CH24 - CHR - NA - NAT - P3 7006 - FG

Style		Arm Style		Glide Option
514	Wood Shell	NA	No Arms	FG Felt Glide
515	Wood Shell with Upholstered Seat Pad			
516	Fully Upholstered			
517	Wood Shell Mid Back			
518	Wood Shell with Upholstered Seat Pad Mid Back			
519	Fully Upholstered Mid Back			
Frame Style				
CH24SL Stool				
STL30SL Stool				
	Frame Finish			
	Standard Powder Coats			
	CHR Chrome			
	SCR Soft Chrome			
	BLK Black Matte			
	WHT White	Maple Wood Shell Finish	Painted Wood Finish	
	GMTL Gunmetal	NAT Natural	P3 Painted Shell or	
	LBNZ Light Bronze	CHY Cherry	P4 Two Tone Painted Shell	
	MBNZ Medium Bronze	WCH Warm Cherry	Side A (sitting)	
	DBNZ Dark Bronze	MAH Mahogany	Side B (outside)	
	BRS Brass	ESP Espresso		
	Premium Powder Coats	WLT Weathered Light	7006 White	
	STN Stone	WMD Weathered Medium	7044 Stone	
	LGB Light Grey Blue	WGR Weathered Grey	7035 Light Grey	
	DGY Dark Grey	WNT Walnut	7012 Dark Grey	
	LBL Light Blue	DWNT Dark Walnut	8012 Dark Red	
	AQU Aqua	001 Black	3016 Light Red	
	GRN Green	999 Custom	1032 Yellow	
	YLW Yellow		6011 Green	
	LRD Light Red		6033 Teal	
			6034 Aqua	
			5024 Light Blue	
			5014 Medium Blue	
			7040 Light Grey Blue	

Features

One Piece Wood Shell	CAL 117 Standard CAL 133 Optional
Sled Frame	Meets ANSI/BIFMA Standards
GreenGuard Certified	Lifetime Limited Warranty

Dimensions

CH24 Stool	STL30 Stool
Seat 17"D x 17"W x 24"H	Seat 17"D x 17"W x 30"H
Back 17"W x 17"H	Back 17"W x 17"H
Overall Armless 22"D x 19.5"W x 40.5"H	Overall Armless 22"D x 19.5"W x 46.5"H

CH24 Stool Mid Back	STL30 Stool Mid Back
Seat 17"D x 17"W x 24"H	Seat 17"D x 17"W x 30"H
Back 17"W x 12.5"H	Back 17"W x 12.5"H
Overall Armless 22"D x 19.5"W x 36"H	Overall Armless 22"D x 19.5"W x 42"H


COM Fully Uph 1.25 yards (Arm Caps Only .12 yds)	COM Fully Uph 1.25 yards (Arm Caps Only .12 yds)
COM Seat Pad .7 yards per two	COM Seat Pad .7 yards per two
COL Fully Uph 23 sqft (Arm Caps Only 2 sqft)	COL Fully Uph 23 sqft (Arm Caps Only 2 sqft)
COL Seat Pad 13 sqft	COL Seat Pad 13 sqft

Option Pricing

F1	CAL 133 Compliance, Seat Only	\$50	ENG	Laser Engraving	\$40
UAC1	Upholstered Arm Caps for Wood Model	\$95		Standard Powder Coat Finish Options -	
UAC2	Upholstered Arm Caps Upholstered Model	\$95		Specify Finish Option From Above - Add to Chrome price	\$80
P3	Painted Wood Finish -			Premium Powder Coat Finish Options -	
	Specify Paint Color Number From Above	\$55		Specify Finish Option From Above - Add to Chrome price	\$80
P4	Two tone Painted Wood Shell -		PPC	Premium Powder Coat Finish Upcharge -	
	Specify Paint Color Number From Above for both Side A/B	\$75		Net Charge Per Color Per Order	\$200 NET
FG	Felt Glides	\$20			
999	Custom Wood Finish Option - Set up Fee	\$225 Net			


AXIS SLED FRAME STOOL

COM/Grade A Grade B Grade C Grade D Grade E Grade F Grade G Grade H Leather COL




24 in. Sled Frame Wood Shell Stool Mid Back

517-CH24SL-CHR-NA	Chrome, no arms	800
-------------------	-----------------	-----



24 in. Sled Frame Wood Shell with Upholstered Seat Pad Stool Mid Back

518-CH24SL-CHR-NA	Chrome, no arms	935	975	1040	1075	1120	1235	1335	1435	1500	1060
-------------------	-----------------	-----	-----	------	------	------	------	------	------	------	------




24 in. Sled Frame Fully Upholstered Stool Mid Back

519-CH24SL-CHR-NA	Chrome, no arms	970	1015	1085	1110	1160	1275	1375	1475	1540	1095
-------------------	-----------------	-----	------	------	------	------	------	------	------	------	------


AXIS SLED FRAME STOOL

COM/Grade A Grade B Grade C Grade D Grade E Grade F Grade G Grade H Leather COL




30 in. Sled Frame Wood Shell Stool Mid Back

517-STL30SL-CHR-NA	Chrome, no arms	850
--------------------	-----------------	-----



30 in. Sled Frame Wood Shell with Upholstered Seat Pad Stool Mid Back

518-STL30SL-CHR-NA	Chrome, no arms	1050	1090	1165	1185	1240	1355	1455	1550	1615	1175
--------------------	-----------------	------	------	------	------	------	------	------	------	------	------




30 in. Sled Frame Fully Upholstered Stool Mid Back

519-STL30SL-CHR-NA	Chrome, no arms	1085	1135	1200	1230	1285	1395	1495	1595	1660	1220
--------------------	-----------------	------	------	------	------	------	------	------	------	------	------


AXIS SLED FRAME STOOL

COM/Grade A Grade B Grade C Grade D Grade E Grade F Grade G Grade H Leather COL




24 in. Sled Frame Wood Shell Stool

514-CH24SL-CHR-NA	Chrome, no arms	705
-------------------	-----------------	-----



24 in. Sled Frame Wood Shell with Upholstered Seat Pad Stool

515-CH24SL-CHR-NA	Chrome, no arms	935	975	1040	1075	1120	1235	1335	1435	1500	1060
-------------------	-----------------	-----	-----	------	------	------	------	------	------	------	------




24 in. Sled Frame Fully Upholstered Stool

516-CH24SL-CHR-NA	Chrome, no arms	970	1015	1085	1110	1160	1275	1375	1475	1540	1095
-------------------	-----------------	-----	------	------	------	------	------	------	------	------	------


AXIS SLED FRAME STOOL

COM/Grade A Grade B Grade C Grade D Grade E Grade F Grade G Grade H Leather COL




30 in. Sled Frame Wood Shell

514-STL30SL-CHR-NA	Chrome, no arms	850
--------------------	-----------------	-----



30 in. Sled Frame Wood Shell with Upholstered Seat Pad Stool

515-STL30SL-CHR-NA	Chrome, no arms	1050	1090	1165	1185	1240	1355	1455	1550	1615	1175
--------------------	-----------------	------	------	------	------	------	------	------	------	------	------



30 in. Sled Frame Fully Upholstered Stool

516-STL30SL-CHR-NA	Chrome, no arms	1085	1135	1200	1230	1285	1395	1495	1595	1660	1220
--------------------	-----------------	------	------	------	------	------	------	------	------	------	------

PRICES

All published prices are recommended retail prices. Applicable sales taxes are additional. Prices are subject to change without notice.

PAYMENT TERMS

Net 30 days, with established credit. Until credit is approved, a fifty percent deposit must be sent with the order, the balance is due prior to shipment. Deposits are non-refundable in the event of cancellation. If deposit has been placed on original order, applicable cancellation charges to be deducted from the deposit amount. Remainder of deposit will be held in the form of a credit for future orders.

FREIGHT POLICY

All orders are FOB Destination.
Orders under \$7500 net will incur a minimum freight charge of \$225.
Orders over \$7500 net will be charged the standard 3% of net freight fee.
These fees are applicable for any shipment being made within the contiguous U.S.
Source International reserves the right to select method of shipment and carrier.

CONCEALED DAMAGE

If products are received damaged, a written exception should be made on the bill of lading and an immediate inspection be requested of the carrier. Concealed damage must be reported to the carrier within the specific carrier's predetermined timeline. Failure to make claims shall constitute acceptance of the products and waiver any claims of defects, errors or shortages.

RETURNS AND ALLOWANCES

All product is made to order. No merchandise may be returned without a return authorization and shipping instructions. No credit or allowance will be given for repairs to defective materials unless Source International has given authority to make such repairs.

ORDER ENTRY

All orders must be submitted in writing. Email to cr@sourceinternationaldesign.com or Fax to 508-842-1838.

ACKNOWLEDGEMENTS

All orders will be acknowledged in writing. Orders will be manufactured based on the written acknowledgement. It is the customer's responsibility to review each acknowledgement and communicate with the factory if there are errors within 48 hours.

CANCELLATIONS

Any changes or cancellation may result in charges if materials have entered into production. If an order is cancelled while in production, a cancellation fee will be applied based on the status of order at time of cancellation.

FABRICS

Not all graded in fabrics are approved for all product lines. Send memo samples for approval to:
Source International 17 Gilmore Dr, Sutton, MA 01590.

Please tag memo samples with:

The product the fabric is being reviewed for, and your contact information

Graded In Partners

We are proud to offer graded in fabric programs with the following companies:

Anzea
Architex
Camira
CF Stinson
Camira
DesignTex
Knoll
Maharam
Mayer
Momentum
Ultrafabrics

Customer's Own Material

C.O.M. fabric must be approved prior to acceptance of the order. The material must be provided in 54" wide continuous yardage. All fabric will be directionally cut straight off the bolt unless otherwise specified. A C.O.M. form must be filled out and submitted along with purchase order. Yardage requirements listed are for small patterns or plain materials. The material must be shipped to the factory prepaid and with proper reference to the order. Source International is not responsible for appearance, performance or durability of C.O.M

LEATHER

Leather Prices published in this price list are for our stock leather "MAMMUT" by Wollsdorf Leather in the following colors:

25599 Black
25519 Pewter
35062 Charcoal

Additional leather colors in the Mammut line can be quoted. All other leathers will be priced as COL.