



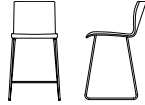
axis
four leg stacking chair

514
wood shell
515
wood shell
upholstered seat pad
516
fully upholstered

armless
H34.5 W19.5 D24

with arms
H34.5 W22 D24

SEAT
H17 W17 D17.75

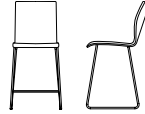


axis mid back sled frame
stool
24 in. seat height

517
wood shell
518
wood shell
upholstered seat pad
519
fully upholstered

H36 W19.5 D22

SEAT
H24 W17 D17



axis sled frame
stool
24 in. seat height

514
wood shell
515
wood shell
upholstered seat pad
516
fully upholstered

H40.5 W19.5 D22

SEAT
H24 W17 D17



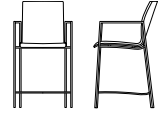
axis mid back four leg stool
24 in. seat height

517
wood shell
518
wood shell
upholstered seat pad
519
fully upholstered

armless
H36 W19.5 D24

with arms
H36 W22 D24

SEAT
H24 W17 D24



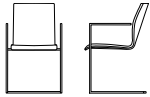
axis four leg stool
24 in. seat height

514
wood shell
515
wood shell
upholstered seat pad
516
fully upholstered

armless
H40.5 W19.5 D24

with arms
H40.5 W22 D24

SEAT
H24 W17 D24



axis cantilever

514
wood shell
515
wood shell
upholstered seat pad
516
fully upholstered

H33 W22 D26

SEAT
H17 W17 D17.5



axis mid back sled frame
stool
30 in. seat height

517
wood shell
518
wood shell
upholstered seat pad
519
fully upholstered

H42 W19.5 D22

SEAT
H30 W17 D17



axis sled frame stool
30 in. seat height

514
wood shell
515
wood shell
upholstered seat pad
516
fully upholstered

H46.5 W19.5 D22

SEAT
H30 W17 D17



axis mid back four leg stool
30 in. seat height

517
wood shell
518
wood shell
upholstered seat pad
519
fully upholstered

armless
H42 W19.5 D24

with arms
H42 W22 D24

SEAT
H30 W17 D24



axis four leg stool
30 in. seat height

514
wood shell
515
wood shell
upholstered seat pad
516
fully upholstered

armless
H46.5 W19.5 D24

with arms
H46.5 W22 D24

SEAT
H30 W17 D24