

FONT

CHAIR

STOOL

BARIATRIC

Price List Effective January 2024

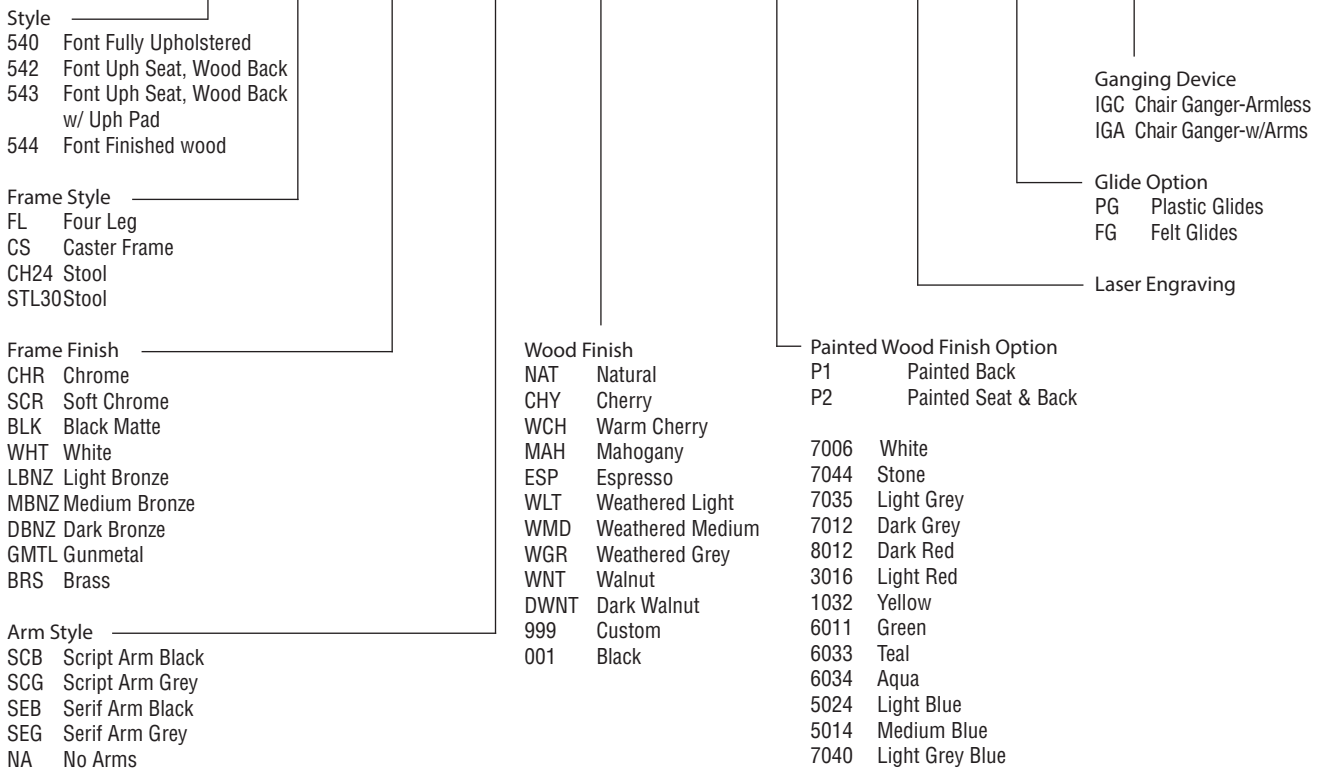


SOURCE

FONT

How to Build a Font Product Number

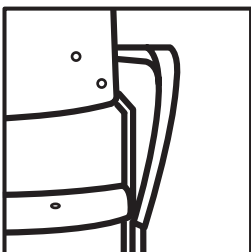
540 - FL - BLK - SCB - NAT - P1-7006 - ENG - PG - IGA



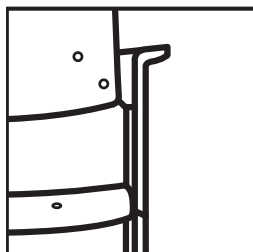
Features

- Seat and Back, Fully Upholstered, All Wood or Combination
- Eleven Standard Wood Finishes, Thirteen Standard Painted Wood Finishes and Four Premium Veneers
- Four Leg Frame, Caster Frame, Stool Frame (All Wall Saver)
- Four Leg Chairs Stack 6 High on Floor, 8 High on Dolly
- Black, Soft Chrome and Chrome are Standard
- Seat Pan ships on all Chair models
- Polyurethane Armrests
- GREENGUARD Certified
- Meets ANSI/BIFMA Standards
- CAL 117 Standard, CAL 133 Optional
- Lifetime Limited Warranty

Script Arm



Serif Arm



Dimensions

Four Leg Chair

Seat: 18.5"D x 17.5"W x 18"H
 Back 13"H x 17.5"W
 Arm Height: 26.5"H
 Overall Size: 33"H x 22.5"D x 21.5"W (19"W w/out Arms)

COM

Fully Upholstered: 1.2 yards

Seats Only: 0.9 yds per 2 seats

Seat, Upholstered Inner Back Pad: 0.8 yards

COL

Fully Upholstered: 20 sq. ft.

Seats Only: 8 sq. ft.

Seat, Upholstered Inner Back Pad: 15 sq. feet

Stool Dimensions - 24"

Seat 18.5"D x 17.5"W x 24"H
 Back 13"H x 17.5"W
 Arm Height 32"H
 Overall Size 39.5"H x 24"D x 21.5"W (19"W w/out Arms)

Stool Dimensions - 30"

Seat 18.5"D x 17.5"W x 30"H
 Back 13"H x 17.5"W
 Arm Height 38"H
 Overall Size 45.5"H x 24"D x 21.5"W (19"W w/out Arms)

Caster Chair Dimensions

Seat 18.5"D x 17.5"W x 18"H
 Back 13"H x 17.5"W
 Arm Height 26.5"H
 Overall Size 33"H x 22.5"D x 21.5"W (19"W w/out Arms)

Option Pricing

540/IGC	Integrated Ganging Connector (Set) for Armless Chairs	\$45
540/IGA	Integrated Ganging Connector (Set) for Arm Chairs	\$45
540/FW	Storage Dolly, Four-Wheel (8 Chair Capacity)	\$375
P1_	Painted Wood Finish For Painted Back - Specify Paint Color Number From Above	\$40
P2_	Painted Wood Finish For Seat and Back - Specify Paint Color Number From Above	\$75
SCR	Soft Chrome Same Price as Black Frame	N/C
	Standard Powder Coat Finish Options - Specify Finish Option From Above - Add to Chrome price	\$70
ENG	Laser Engraving	\$40
XFS	1/2" Extra Foam For Seat	\$30
HH	Hand Hold Cut Out in Back	\$30
PG	Plastic Glides	Standard
FG	Felt Glides	\$20
999	Custom Wood Finish Option - Set Up Fee	\$225 NET
F1	CAL 133 Compliance, Seat Only*	\$50
F2	CAL 133 Compliance, Seat and Back*	\$60

FONT

COM/Grade A Grade B Grade C Grade D Grade E Grade F Grade G Grade H Leather COL



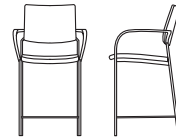
Fully Uph Stacking Chair

540-FL-BL	(add arm style suffix SCB/ SCG/ SEB/ SEG)	665	695	740	760	795	865	940	1010	1175	730
540-FL-CHR		870	900	945	960	1005	1075	1150	1220	1380	935
540-FL-BL-NA		565	600	635	660	695	765	825	910	1075	630
540-FL-CHR-NA		765	800	845	865	895	975	1045	1120	1285	835




Fully Uph Caster Chair

540-CS-BL	(add arm style suffix SCB/ SCG/ SEB/ SEG)	745	775	830	845	880	960	1030	1105	1265	820
540-CS-CHR		885	915	960	975	1020	1090	1165	1235	1395	950
540-CS-BL-NA		630	665	710	730	760	840	910	975	1150	705
540-CS-CHR-NA		790	820	865	880	920	990	1070	1135	1300	860



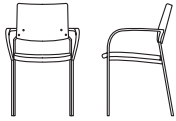
Fully Uph Stool
24" Seat Height
Non-stacking

540-CH24-BL-	(add arm style suffix SCB/ SCG/ SEB/ SEG)	805	830	880	915	940	1015	1080	1150	1320	875
540-CH24-CHR		1005	1030	1075	1095	1145	1215	1285	1355	1515	1070
540-CH24-BL-NA		705	735	775	805	835	915	980	1050	1220	770
540-CH24-CHR-NA		900	930	975	1005	1035	1115	1180	1255	1410	970



Fully Uph Stool
30" Seat Height
Non-stacking

540-STL30-BL-SCX	(add arm style suffix SCB/ SCG/ SEB/ SEG)	805	830	880	915	940	1015	1080	1150	1320	875
540-STL30-CHR-SCX			1030	1075	1095	1145	1215	1285	1355	1515	1070
540-STL30-BL-NA		705	735	775	805	835	915	980	1050	1220	770
540-STL30-CHR-NA		900	930	975	1005	1035	1115	1180	1255	1410	970



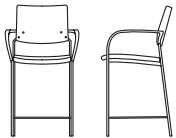
Uph Seat, Wood Back Stacking Chair

542-FL-BL	(add arm style suffix SCB/ SCG/ SEB/ SEG)	740	760	800	810	840	900	955	1005	1125	795
542-FL-CHR		945	970	1015	1025	1045	1110	1160	1215	1330	1005
542-FL-BL-NA		645	670	705	720	745	805	850	910	1035	700
542-FL-CHR-NA		845	870	910	920	950	1010	1060	1115	1235	900



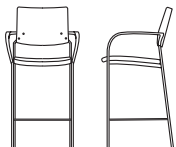
Uph Seat, Wood Back Caster Chair

542-CS-BL	(add arm style suffix SCB/ SCG/ SEB/ SEG)	845	870	910	930	950	1010	1060	1115	1235	900
542-CS-CHR		965	985	1030	1040	1060	1130	1180	1235	1360	1020
542-CS-BL-NA		730	755	795	805	835	895	950	990	1120	790
542-CS-CHR-NA		870	885	935	945	965	1030	1080	1135	1260	920



Uph Seat, Wood Back Stool
24" Seat Height
Non-stacking

542-CH24 -BL	(add arm style suffix SCB/ SCG/ SEB/ SEG)	880	905	945	960	980	1045	1105	1150	1270	935
542-CH24-CHR-			1095	1135	1155	1180	1245	1295	1345	1470	1125
542-CH24-BL-NA		790	810	845	860	880	950	990	1050	1175	835
542-CH24-CHR-NA		980	1005	1040	1055	1085	1145	1195	1245	1370	1030



Uph Seat, Wood Back Stool
30" Seat Height
Non-stacking

542-STL30-CHR	(add arm style suffix SCB/ SCG/ SEB/ SEG)	880	905	945	960	980	1045	1105	1150	1270	935
542-STL30-CHR-			1095	1135	1155	1180	1245	1295	1345	1470	1125
542-STL30-BL-NA		790	810	845	860	880	950	990	1050	1175	835
542-STL30-CHR-NA		980	1005	1040	1055	1085	1145	1195	1245	1370	1030

FONT

COM/Grade A Grade B Grade C Grade D Grade E Grade F Grade G Grade H Leather COL




Uph Seat, Wood Back w/ Uph
Pad Stacking Chair

543-FL-BL	(add arm style suffix SCB/ SCG/ SEB/ SEG)	825	845	885	900	930	985	1040	1090	1220	880
543-FL-CHR		1030	1055	1095	1110	1135	1195	1245	1300	1430	1085
543-FL-BL-NA		730	755	795	805	830	895	940	990	1120	790
543-FL-CHR-NA		935	960	1005	1015	1035	1105	1150	1200	1325	985




Uph Seat, Wood Back w/ Uph
Pad Caster Chair

543-CS-BL	(add arm style suffix SCB/ SCG/ SEB/ SEG)	935	950	1005	1015	1035	1105	1150	1200	1325	985
543-CS-CHR			1075	1115	1125	1150	1220	1270	1320	1445	1105
543-CS-BL-NA		820	835	875	895	920	975	1035	1080	1200	870
543-CS-CHR-NA		950	975	1020	1030	1055	1120	1165	1225	1345	1010



Uph Seat, Wood Back w/ Uph
Pad Stool
24" Seat Height
Non-stacking

543-CH24-BL	(add arm style suffix SCB/ SCG/ SEB/ SEG)	970	990	1030	1045	1070	1135	1185	1235	1365	1020
543-CH24-CHR			1185	1230	1240	1270	1335	1380	1440	1555	1220
543-CH24-BL-NA		870	895	935	945	970	1035	1080	1135	1260	920
543-CH24-CHR-NA			1090	1130	1145	1170	1235	1285	1340	1455	1120



Uph Seat, Wood Back w/ Uph
Pad Stool
30" Seat Height
Non-stacking

543-STL30-BL	(add arm style suffix SCB/ SCG/ SEB/ SEG)	970	990	1030	1045	1070	1135	1185	1235	1365	1020
543-STL30-CHR		1165	1185	1230	1240	1270	1335	1380	1440	1555	1220
543-STL30-BL-NA		870	895	935	945	970	1035	1080	1135	1260	920
543-STL30-CHR-NA		1070	1090	1130	1145	1170	1235	1285	1340	1455	1120



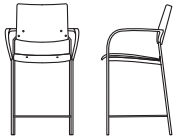
Finished Wood Stacking Chair

544-FL-BL	(add arm style suffix SCB/ SCG/ SEB/ SEG)	755
544-FL-CHR		960
544-FL-BL-NA		660
544-FL-CHR-NA		865



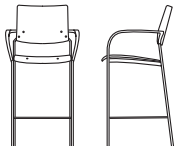
Finished Wood Caster Chair

544-CS-BL	(add arm style suffix SCB/ SCG/ SEB/ SEG)	845
544-CS-CHR		975
544-CS-BL-NA		730
544-CS-CHR-NA		875



Finished Wood Stool
24" Seat Height
Non-stacking

544-CH24-BL	(add arm style suffix SCB/ SCG/ SEB/ SEG)	895
544-CH24-CHR		1090
544-CH24-BL-NA		800
544-CH24-CHR-NA		990



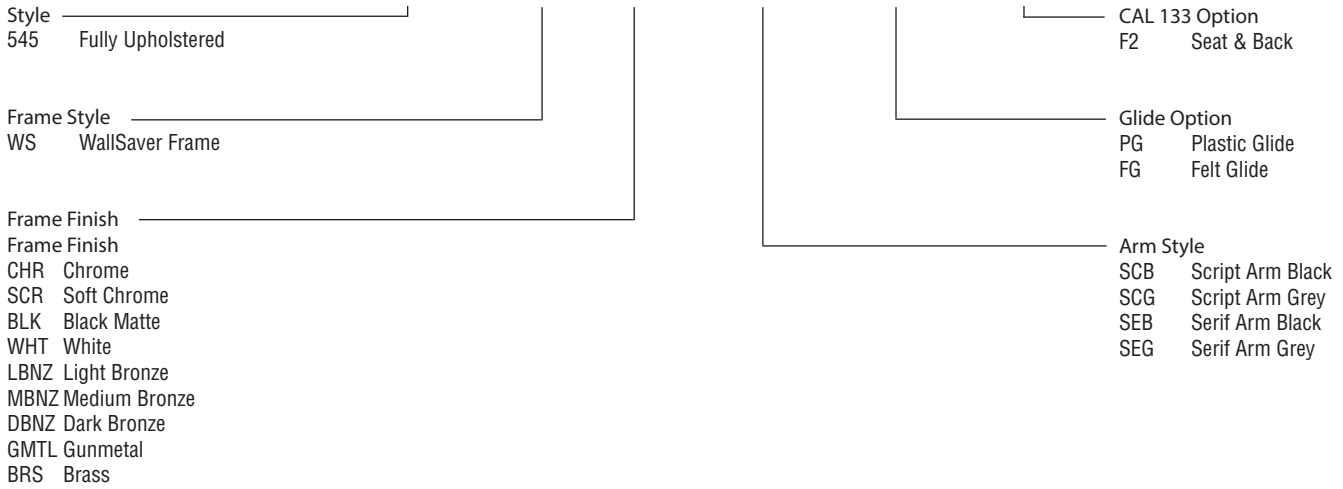
Finished Wood Stool
30" Seat Height
Non-stacking

544-STL30-BL	(add arm style suffix SCB/ SCG/ SEB/ SEG)	895
544-STL30-CHR		1090
544-STL30-BL-NA		800
544-STL30-CHR-NA		990

FONT BARIATRIC

How to Build a Font Bariatric Product Number

545 - WS - BL - SCB - PG - F2



Features

- Fully Upholstered Seat & Back
- WallSaver Frame Standard
- Polyurethane Arm in Two Styles
- 500 lb Static Load Tested
- CAL 117 Standard, CAL 133 Optional
- GREENGUARD Certified
- Meets ANSI/BIFMA Standards
- Lifetime Limited Warranty

Dimensions

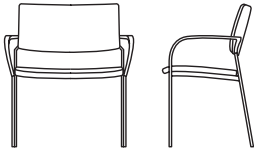
Bariatric Chair	
Seat	18"H x 26"W x 18.5"D
Back	13"H x 26"W
Arm	26.5"H
Overall	32.5"H x 31"W x 23"D
COM	1.6 yds
COL	30 sqft.

Option Pricing

XFS	1/2" Extra Foam For Seat	\$40
SCR	Soft Chrome Same Price as Black Frame	N/C
	Standard Powder Coat Finish Options -	
	Specify Finish Option From Above - Add to Chrome price	\$70
FG	Felt Glides	\$20
F2	CAL 133 Compliance, Seat and Back	\$60

FONT BARIATRIC

COM/Grade A Grade B Grade C Grade D Grade E Grade F Grade G Grade H Leather COL



Fully Upholstered Bariatric Chair

545-WS-BL	(add arm style suffix SCB/ SCG/ SEB/ SEG)	870	905	935	990	1040	1145	1235	1330	1540	920
545-WS-CHR		965	1005	1030	1090	1135	1240	1335	1430	1640	1020

PRICES

All published prices are recommended retail prices. Applicable sales taxes are additional. Prices are subject to change without notice.

PAYMENT TERMS

Net 30 days, with established credit. Until credit is approved, a fifty percent deposit must be sent with the order, the balance is due prior to shipment. Deposits are non-refundable in the event of cancellation. If deposit has been placed on original order, applicable cancellation charges to be deducted from the deposit amount. Remainder of deposit will be held in the form of a credit for future orders.

FREIGHT POLICY

All orders are FOB Destination.

Orders under \$7500 net will incur a minimum freight charge of \$225.

Orders over \$7500 net will be charged the standard 3% of net freight fee.

These fees are applicable for any shipment being made within the contiguous U.S.

Source International reserves the right to select method of shipment and carrier.

CONCEALED DAMAGE

If products are received damaged, a written exception should be made on the bill of lading and an immediate inspection be requested of the carrier. Concealed damage must be reported to the carrier within the specific carrier's predetermined timeline. Failure to make claims shall constitute acceptance of the products and waiver any claims of defects, errors or shortages.

RETURNS AND ALLOWANCES

All product is made to order. No merchandise may be returned without a return authorization and shipping instructions. No credit or allowance will be given for repairs to defective materials unless Source International has given authority to make such repairs.

ORDER ENTRY

All orders must be submitted in writing. Email to cr@sourceinternationaldesign.com or Fax to 508-842-1838.

ACKNOWLEDGEMENTS

All orders will be acknowledged in writing. Orders will be manufactured based on the written acknowledgement. It is the customer's responsibility to review each acknowledgement and communicate with the factory if there are errors within 48 hours.

CANCELLATIONS

Any changes or cancellation may result in charges if materials have entered into production. If an order is cancelled while in production, a cancellation fee will be applied based on the status of order at time of cancellation.

FABRICS

Not all graded in fabrics are approved for all product lines. Send memo samples for approval to:
Source International 17 Gilmore Dr, Sutton, MA 01590.

Please tag memo samples with:

The product the fabric is being reviewed for, and your contact information

Graded In Partners

We are proud to offer graded in fabric programs with the following companies:

Anzea
Architex
Camira
CF Stinson
Camira
DesignTex
Knoll
Maharam
Mayer
Momentum
Ultrafabrics

Customer's Own Material

C.O.M. fabric must be approved prior to acceptance of the order. The material must be provided in 54" wide continuous yardage. All fabric will be directionally cut straight off the bolt unless otherwise specified. A C.O.M. form must be filled out and submitted along with purchase order. Yardage requirements listed are for small patterns or plain materials. The material must be shipped to the factory prepaid and with proper reference to the order. Source International is not responsible for appearance, performance or durability of C.O.M

LEATHER

Leather Prices published in this price list are for our stock leather "MAMMUT" by Wollsdorf Leather in the following colors:

25599 Black
25519 Pewter
35062 Charcoal

Additional leather colors in the Mammut line can be quoted. All other leathers will be priced as COL.