

# BØTTE

**CHAIR**

**SWIVEL**

**STOOL**

Price List Effective January 2024



SOURCE

# BØTTE

## How to Build a Bøtte Product Number

**340 - FL - CHR - NAT - OAK - P3 7006 - PG**

**Style**

340 Maple Wood Shell, Uph Seat  
 341 Premium Veneer Shell, Uph Seat  
 342 Maple Wood Shell w/Inner Back Pad, Uph Seat  
 343 Premium Veneer Shell w/Inner Back Pad, Uph Seat  
 344 Fully Upholstered—Not all textiles are suitable for this option. Please contact Customer Service for more information

**Frame Style**

FL Four Leg frame

**Maple Wood Shell Finish**

NAT Natural  
 CHY Cherry  
 WCH Warm Cherry  
 MAH Mahogany  
 ESP Espresso  
 WLT Weathered Light  
 WMD Weathered Medium  
 WGR Weathered Grey  
 WNT Walnut  
 DWNT Dark Walnut  
 999 Custom  
 001 Black

**Frame Finish**

**Standard Powder Coats**

CHR Chrome  
 SCR Soft Chrome  
 BLK Black Matte  
 WHT White  
 GMTL Gunmetal  
 LBNZ Light Bronze  
 MBNZ Medium Bronze  
 DBNZ Dark Bronze  
 BRS Brass

**Premium Powder Coats**

STN Stone  
 LGB Light Grey Blue  
 DGY Dark Grey  
 LBL Light Blue  
 AQU Aqua  
 GRN Green  
 YLW Yellow  
 LRD Light Red

**Glide Option**

PG Plastic Glide  
 MG Metal Glide  
 FG Felt Glide

**Painted Wood Finish**

**P3 Painted Shell**

7006 White  
 7044 Stone  
 7035 Light Grey  
 7012 Dark Grey  
 8012 Dark Red  
 3016 Light Red  
 1032 Yellow  
 6011 Green  
 6033 Teal  
 6034 Aqua  
 5024 Light Blue  
 5014 Medium Blue  
 7040 Light Grey Blue

**Premium Veneer Shell Clear Finish**

OAK Oak  
 WEN Wenge  
 WAL Walnut  
 ZEB Zebra

## Features

Two Wood Options—Maple or Premium Veneers  
 CAL 117-2013 Standard, CAL 133 Optional  
 Meets ANSI/BIFMA Standards  
 GreenGuard Certified  
 Lifetime Limited Warranty

## Dimensions

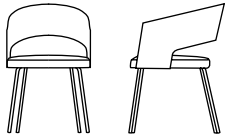
Seat 19"D x 20.5"W x 18"H  
 Back 20.5"W x 13.75"H  
 Overall 23"D x 23"W x 31"H

C.O.M		C.O.L	
Uph Seat	.75 yards for one seat, .9 yards for two seats	Uph Seat	13.5 sqft
Uph Seat & Back Pad	1.5 yards	Uph Seat & Back Pad	24.66 sqft
Fully Uph Seat & Back	2.5 yards	Fully Uph Seat & Back	39.6 sqft

## Option Pricing


P3	Painted Wood Finish - Specify Paint Color Number From Above	\$55
F1	CAL 133 Compliance, Seat Only*	\$50
F2	CAL 133 Compliance, Seat and Back	\$60
CHR	Chrome Frame	N/C
	Standard Powder Coat Finish Options - Specify Finish Option From Above - Add to Chrome price	\$80
	Premium Powder Coat Finish Options - Specify Finish Option From Above - Add to Chrome price	\$80
PPC	Premium Powder Coat Finish Upcharge - Net Charge Per Color Per Order	\$200 NET
MG	Metal Glides	\$20
FG	Felt Glides	\$20
999	Custom Wood Finish Option - Set Up Fee	\$225 NET

COM/Grade A Grade B Grade C Grade D Grade E Grade F Grade G Grade H Leather COL



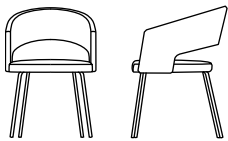
**Wood Shell Uph Seat  
Four Leg Base**

340-FL	Maple shell	935	960	990	1010	1025	1075	1125	1160	1860	980
341-FL	Premium Veneer shell	1035	1055	1090	1105	1125	1180	1225	1265	1370	1080



**Wood Shell Uph Seat w/Back Pad  
Four Leg Base**

342-FL	Maple shell w/pad	1185	1225	1275	1300	1340	1435	1510	1590	1785	1265
343-FL	Premium Veneer shell	1305	1340	1395	1430	1460	1555	1640	1715	1900	1385



**Fully Upholstered  
Four Leg Base**

344-FL	Fully Upholstered	1095	1150	1235	1265	1325	1460	1585	1695	2035	1225
--------	-------------------	------	------	------	------	------	------	------	------	------	------

# BØTTE SWIVEL

## How to Build a Bøtte Swivel Product Number

### 340 - ST - B2 - NAT - OAK - P3 7006 - C1

<p><b>Style</b></p> <p>340 Maple Wood Shell, Uph Seat</p> <p>341 Premium Veneer Shell, Uph Seat</p> <p>342 Maple Wood Shell w/Inner Back Pad, Uph Seat</p> <p>343 Premium Veneer Shell w/Inner Back Pad, Uph Seat</p> <p>344 Fully Upholstered—Not all textiles are suitable for this option. Please contact Customer Service for more information</p>	<p><b>Premium Veneer Shell Clear Finish</b></p> <p>OAK Oak</p> <p>WEN Wenge</p> <p>WAL Walnut</p> <p>ZEB Zebra</p>	<p><b>Caster Option</b></p> <p>C1 Hard Floor Casters</p> <p>C2 Carpet Casters (standard)</p> <p>C2G Carpet Casters, Grey</p>
<p><b>Mechanism</b></p> <p>ST Swivel Tilt (Five Star Base Only)</p>	<p><b>Maple Wood Shell Finish</b></p> <p>NAT Natural</p> <p>CHY Cherry</p> <p>WCH Warm Cherry</p> <p>MAH Mahogany</p> <p>ESP Espresso</p> <p>WLT Weathered Light</p> <p>WMD Weathered Medium</p> <p>WGR Weathered Grey</p> <p>WNT Walnut</p> <p>DWNT Dark Walnut</p> <p>999 Custom</p> <p>001 Black</p>	<p><b>P3 Painted Wood Shell</b></p> <p>7006 White</p> <p>7044 Stone</p> <p>7035 Light Grey</p> <p>7012 Dark Grey</p> <p>8012 Dark Red</p> <p>3016 Light Red</p> <p>1032 Yellow</p> <p>6011 Green</p> <p>6033 Teal</p> <p>6034 Aqua</p> <p>5024 Light Blue</p> <p>5014 Medium Blue</p> <p>7040 Light Grey Blue</p>
<p><b>Base Styles</b></p> <p>B2 Plastic Five Star Base</p> <p>B4 Polished Aluminum Five Star Base</p> <p>B5 Soft Chrome Five Star Base</p>		

## Features

Two Wood Options—Maple or Premium Veneers  
 CAL 117-2013 Standard, CAL 133 Optional  
 Meets ANSI/BIFMA Standards  
 GreenGuard Certified  
 Lifetime Limited Warranty

## Swivel and Swivel Tilt Chair Dimensions

Seat 19"D x 20.5"W x 17-21"H  
 Back 20.5"W x 13.75"H  
 Overall 23"D x 23"W x 29"-33"H

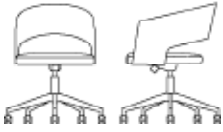
<b>C.O.M</b>		<b>C.O.L</b>	
Uph Seat	.75 yards for one seat, .9 yards for two seats	Uph Seat	13.5 sqft
Uph Seat & Back Pad	1.5 yards	Uph Seat & Back Pad	24.66 sqft
Fully Uph Seat & Back	2.5 yards	Fully Uph Seat & Back	39.6 sqft

## Option Pricing

B4	Polished Aluminum Five Star base	\$135
B5	Soft Chrome Five Star base	\$90
P3	Painted Wood Finish - Specify Paint Color Number From Above	\$55
F1	CAL 133 Compliance, Seat Only	\$50
F2	CAL 133 Compliance, Seat and Back	\$60
C1	Hard Floor Casters	\$30
C2G	Carpet Casters, Grey	N/C
999	Custom Wood Finish Option - Set Up Fee	\$225 NET

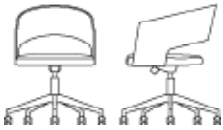
# BØTTE SWIVEL

COM/Grade A Grade B Grade C Grade D Grade E Grade F Grade G Grade H Leather COL



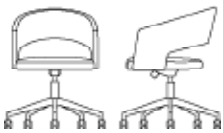
**Wood Shell Upholstered Seat  
Five Star Base**

<b>340-ST-B2</b>	<b>Maple Wood Shell</b>	<b>1005</b>	<b>1020</b>	<b>1055</b>	<b>1060</b>	<b>1090</b>	<b>1145</b>	<b>1185</b>	<b>1230</b>	<b>1325</b>	<b>1045</b>
<b>341-ST-B2</b>	<b>Premium Veneer shell</b>	<b>1120</b>	<b>1135</b>	<b>1175</b>	<b>1185</b>	<b>1215</b>	<b>1265</b>	<b>1305</b>	<b>1355</b>	<b>1450</b>	<b>1165</b>



**Wood Shell with Upholstered Seat w/Back Pad  
Five Star Base**

<b>342-ST-B2</b>	<b>Maple Wood Shell</b>	<b>1270</b>	<b>1305</b>	<b>1370</b>	<b>1385</b>	<b>1430</b>	<b>1515</b>	<b>1595</b>	<b>1675</b>	<b>1870</b>	<b>1360</b>
<b>343-ST-B2</b>	<b>Premium Veneer shell</b>	<b>1390</b>	<b>1430</b>	<b>1480</b>	<b>1510</b>	<b>1545</b>	<b>1645</b>	<b>1720</b>	<b>1800</b>	<b>1985</b>	<b>1470</b>



**Fully Upholstered  
Five Star Base**

<b>344-ST</b>	<b>Fully Upholstered</b>	<b>1145</b>	<b>1195</b>	<b>1285</b>	<b>1320</b>	<b>1385</b>	<b>1525</b>	<b>1655</b>	<b>1770</b>	<b>2090</b>	<b>1270</b>
---------------	--------------------------	-------------	-------------	-------------	-------------	-------------	-------------	-------------	-------------	-------------	-------------

**PRICES**

All published prices are recommended retail prices. Applicable sales taxes are additional. Prices are subject to change without notice.

**PAYMENT TERMS**

Net 30 days, with established credit. Until credit is approved, a fifty percent deposit must be sent with the order, the balance is due prior to shipment. Deposits are non-refundable in the event of cancellation. If deposit has been placed on original order, applicable cancellation charges to be deducted from the deposit amount. Remainder of deposit will be held in the form of a credit for future orders.

**FREIGHT POLICY**

All orders are FOB Destination.

Orders under \$7500 net will incur a minimum freight charge of \$225.

Orders over \$7500 net will be charged the standard 3% of net freight fee.

These fees are applicable for any shipment being made within the contiguous U.S.

Source International reserves the right to select method of shipment and carrier.

**CONCEALED DAMAGE**

If products are received damaged, a written exception should be made on the bill of lading and an immediate inspection be requested of the carrier. Concealed damage must be reported to the carrier within the specific carrier's predetermined timeline. Failure to make claims shall constitute acceptance of the products and waiver any claims of defects, errors or shortages.

**RETURNS AND ALLOWANCES**

All product is made to order. No merchandise may be returned without a return authorization and shipping instructions. No credit or allowance will be given for repairs to defective materials unless Source International has given authority to make such repairs.

**ORDER ENTRY**

All orders must be submitted in writing. Email to [cr@sourceinternationaldesign.com](mailto:cr@sourceinternationaldesign.com) or Fax to 508-842-1838.

**ACKNOWLEDGEMENTS**

All orders will be acknowledged in writing. Orders will be manufactured based on the written acknowledgement. It is the customer's responsibility to review each acknowledgement and communicate with the factory if there are errors within 48 hours.

**CANCELLATIONS**

Any changes or cancellation may result in charges if materials have entered into production. If an order is cancelled while in production, a cancellation fee will be applied based on the status of order at time of cancellation.

**FABRICS**

Not all graded in fabrics are approved for all product lines. Send memo samples for approval to:  
Source International 17 Gilmore Dr, Sutton, MA 01590.

Please tag memo samples with:

The product the fabric is being reviewed for, and your contact information

**Graded In Partners**

We are proud to offer graded in fabric programs with the following companies:

Anzea

Architex

Camira

CF Stinson

Camira

DesignTex

Knoll

Maharam

Mayer

Momentum

Ultrafabrics

**Customer's Own Material**

C.O.M. fabric must be approved prior to acceptance of the order. The material must be provided in 54" wide continuous yardage. All fabric will be directionally cut straight off the bolt unless otherwise specified. A C.O.M. form must be filled out and submitted along with purchase order. Yardage requirements listed are for small patterns or plain materials. The material must be shipped to the factory prepaid and with proper reference to the order. Source International is not responsible for appearance, performance or durability of C.O.M

**LEATHER**

Leather Prices published in this price list are for our stock leather "MAMMUT" by Wollsdorf Leather in the following colors:

25599 Black

25519 Pewter

35062 Charcoal

Additional leather colors in the Mammut line can be quoted. All other leathers will be priced as COL.