

# SCAPE

**MODULAR LOUNGE**

**PRIVATE CLUB**

**TABLES**

Price List Effective April 2022



SOURCE

# SCAPE

## How to Build a Scape Lounge Number

**5520 - SCR - NP**

### Style

5520 Club Chair  
5521 Center Section Unit  
5522 Left Hand End Unit  
5523 Right Hand End Unit  
5524 Ottoman  
5525 Quarter Round Ottoman  
5526 Quarter Round Inside Corner  
5527 Quarter Round Outside Corner  
5528 Square Inside Corner  
5529 Square Outside Corner

### Power Outlets

NP No Power  
PWR\_\_\_L left, C center, R right

### Frame Finish - Textured

SCR Soft Chrome (standard)  
BLK Black Matte  
WHT White  
LBNZ Light Bronze  
MBNZ Medium Bronze  
DBNZ Dark Bronze  
GMTL Gunmetal

## Features

Scape modular units available with two back heights, 29" and 43" High Back  
Frame/Base is textured powdercoat finish in seven color options  
Optional plastic and felt glides attach to legs with a 3M double sided adhesive strip  
Leveling glides not available  
Power and USB Port Option have selected locations options based on unit  
L, C and R are Left, Center and Right as you sit in the unit  
108" cord for each power unit  
Power plate finish will match seating unit frame finish  
Power Components are UL Listed  
Greenguard Certified  
Meets ANSI/ BIFMA Standards  
Lifetime Limited Warranty

**Dimensions**

**Club Chair**

Seat	26"W x 21"D x 17"H
Back	26"W x 12.25"H
Overall Size	34"W x 30"D x 29.25"H
C.O.M.	5.5 yds
C.O.L.	99 sqft.

**Center Section Unit**

Seat	26"W x 21"D x 17"H
Back	26"W x 12.25"H
Overall Size	26"W x 30"D x 29.25"H
C.O.M.	2.25 yds
C.O.L.	40.5 sqft.

**Left Hand/Right Hand End Unit**

Seat	26"W x 21"D x 17"H
Back	26"W x 12.25"H
Overall Size	30"W x 30"D x 29.25"H
C.O.M.	3.6 yds
C.O.L.	65 sqft.

**Ottoman**

Seat	30"W x 30"D x 17"H
C.O.M.	1.75 yds
C.O.L.	31.5 sqft

**Quarter Round Inside Corner**

Seat	21"R x 17"H
Back	12.25"H
Overall Size	30"W x 30"D x 29.25"H
C.O.M.	4 yds

**Square Inside Corner**

Seat	21"W x 21"D x 17"H
Back	26"H
Overall Size	30"W x 30"D x 29.25"H
C.O.M.	4.5 yds
C.O.L.	81 sqft

**Quarter Round Ottoman**

Seat	30"W x 30"D x 17"H
C.O.M.	1.75 yds
C.O.L.	31.5 sqft
C.O.L.	72 sqft

**Quarter Round Outside Corner**

Seat	21"R x 17"H
Back	12.25"H
Overall Size	30"W x 30"D x 29.25"H
C.O.M.	2.25 yds
C.O.L.	36 sqft

**Square Outside Corner**

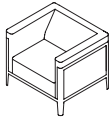
Seat	30"W x 30"D x 17"H
Back	26"H
Overall Size	30"W x 30"D x 29.25"H
C.O.M.	3.75 yds
C.O.L.	54 sqft

**Option Pricing**

	Standard Powder Coat Finish Options -	
	Specify Finish Option From Above	N/C
F1	CAL 133 Compliance, Chairs, Corner Units	\$170
F2	CAL 133 Compliance, Ottomans	\$60
MB1	Moisture Barrier, Chairs, Corner Units, Seats only	\$60
GD	Ganging Connector -	
	Connects Two Upholstered Pieces - Field Installed	\$25
PGS	Plastic Glides, Set of Four	\$20
FGS	Felt Glides, Set of Four	\$20
PWR	Power Outlet - Two Plugs and Two USB Ports	\$515

# SCAPE

COM/Grade A Grade B Grade C Grade D Grade E Grade F Grade G Grade H Leather COL




**Club Chair**

<b>5520</b>	<b>2930</b>	<b>3020</b>	<b>3165</b>	<b>3225</b>	<b>3315</b>	<b>3585</b>	<b>3770</b>	<b>4010</b>	<b>4470</b>	<b>3135</b>
-------------	-------------	-------------	-------------	-------------	-------------	-------------	-------------	-------------	-------------	-------------



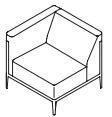
**Center Section Unit**

<b>5521</b>	<b>1740</b>	<b>1795</b>	<b>1885</b>	<b>1915</b>	<b>1970</b>	<b>2130</b>	<b>2240</b>	<b>2380</b>	<b>2655</b>	<b>1865</b>
-------------	-------------	-------------	-------------	-------------	-------------	-------------	-------------	-------------	-------------	-------------



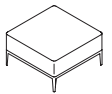
**Left Hand Unit**

<b>5522</b>	<b>2325</b>	<b>2400</b>	<b>2515</b>	<b>2560</b>	<b>2630</b>	<b>2845</b>	<b>2990</b>	<b>3180</b>	<b>3550</b>	<b>2490</b>
-------------	-------------	-------------	-------------	-------------	-------------	-------------	-------------	-------------	-------------	-------------



**Right Hand Unit**

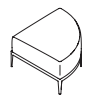
<b>5523</b>	<b>2325</b>	<b>2400</b>	<b>2515</b>	<b>2560</b>	<b>2630</b>	<b>2845</b>	<b>2990</b>	<b>3180</b>	<b>3550</b>	<b>2490</b>
-------------	-------------	-------------	-------------	-------------	-------------	-------------	-------------	-------------	-------------	-------------



**Ottoman**

<b>5524</b>	<b>1520</b>	<b>1570</b>	<b>1645</b>	<b>1675</b>	<b>1725</b>	<b>1860</b>	<b>1955</b>	<b>2080</b>	<b>2315</b>	<b>1630</b>
-------------	-------------	-------------	-------------	-------------	-------------	-------------	-------------	-------------	-------------	-------------

COM/Grade A Grade B Grade C Grade D Grade E Grade F Grade G Grade H Leather COL



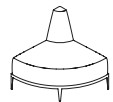
**Quarter Round Ottoman**

<b>5525</b>	<b>1440</b>	<b>1480</b>	<b>1560</b>	<b>1585</b>	<b>1630</b>	<b>1760</b>	<b>1850</b>	<b>1970</b>	<b>2195</b>	<b>1540</b>
-------------	-------------	-------------	-------------	-------------	-------------	-------------	-------------	-------------	-------------	-------------



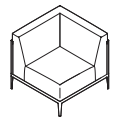
**Quarter Round Inside Corner**

<b>5526</b>	<b>2785</b>	<b>2865</b>	<b>3005</b>	<b>3065</b>	<b>3150</b>	<b>3410</b>	<b>3580</b>	<b>3800</b>	<b>4245</b>	<b>2975</b>
-------------	-------------	-------------	-------------	-------------	-------------	-------------	-------------	-------------	-------------	-------------



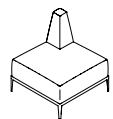
**Quarter Round Outside Corner**

<b>5527</b>	<b>1745</b>	<b>1800</b>	<b>1890</b>	<b>1920</b>	<b>1970</b>	<b>2135</b>	<b>2240</b>	<b>2380</b>	<b>2660</b>	<b>1870</b>
-------------	-------------	-------------	-------------	-------------	-------------	-------------	-------------	-------------	-------------	-------------



**Square Inside Corner  
90° Transition Unit**

<b>5528</b>	<b>2645</b>	<b>2720</b>	<b>2850</b>	<b>2905</b>	<b>2985</b>	<b>3230</b>	<b>3390</b>	<b>3610</b>	<b>4025</b>	<b>2825</b>
-------------	-------------	-------------	-------------	-------------	-------------	-------------	-------------	-------------	-------------	-------------



**Square Outside Corner**

<b>5529</b>	<b>2070</b>	<b>2135</b>	<b>2240</b>	<b>2280</b>	<b>2345</b>	<b>2535</b>	<b>2665</b>	<b>2830</b>	<b>3160</b>	<b>2220</b>
-------------	-------------	-------------	-------------	-------------	-------------	-------------	-------------	-------------	-------------	-------------

## Upholstery and Planning Notes

Layout plans should be sent with PO when possible

CAD 2D, 3D, Revit and CET symbols available on website

Source International will cut randomly off the bolt with our best layout discretion as standard procedure

Solid fabrics with some stretch are best suited for the curved seating units in Scape

Fabrics with stiff backing can cause upholstery wrinkles on the curved units

For patterns, please let us know if a specific pattern layout is desired or if you want pattern matching from unit to unit

Additional fabric will be required and costs will need to be specially quoted based on total quantities

Fabrics in our graded in program are not automatically approved for all Scape units

To submit fabrics for approval, please note the products they will be used on and send to:

Customer Relations/Fabric Approval

Source International

17 Gilmore Drive

Sutton, MA 01590

cr@sourceinternationaldesign.com

# SCAPE HIGH BACK

---

## How to Build a Scape High Back Lounge Number

**5521HB - SCR - NP**

### Style

5521HB Center Section Unit  
5522HB Left Hand End Unit  
5523HB Right Hand End Unit  
5526HB Quarter Round Inside Corner  
5527HB Quarter Round Outside Corner  
5528HB Square Inside Corner  
5529HB Square Outside Corner

### Power Outlets

NP No Power  
PWR \_\_\_ \_\_\_ L left, C center, R right

### Frame Finish - Textured

SCR Soft Chrome (standard)  
BLK Black Matte  
WHT White  
LBNZ Light Bronze  
MBNZ Medium Bronze  
DBNZ Dark Bronze  
GMTL Gunmetal

---

## Features

Scape modular units available with two back heights, 29" and 43" High Back

Frame/Base is textured powdercoat finish in seven color options

Optional plastic and felt glides attach to legs with a 3M double sided adhesive strip

Leveling Glides Not Available

Power and USB Port Option have selected locations options based on unit

L, C and R are Left, Center and Right as you sit in the unit

108" cord for each power unit

Power plate finish will match seating unit frame finish

Power Components are UL Listed

Worksurfaces to be installed at 42" high

Worksurfaces field installed with factory supplied hardware and instructions

Worksurface finish options in laminate, wood, or Corian

25" Wide Worksurface for center section and end units, models 5521HB, 5522HB, 5523HB unit model

29" Wide Worksurface for inside square unit model 5528HB only

30" Radius for corner unit 5526HB only

Greenguard Certified

Meets ANSI/BIFMA Standards

Lifetime Limited Warranty

# SCAPE HIGH BACK

## Dimensions

### Center Section HB

Seat	26"W x 21"D x 17"H
Back	26"W x 12.25"H
Overall Size	26"W x 30"D x 43"H
C.O.M.	3 yds
C.O.L.	54 sqft.

### Right Hand End Unit HB

Seat	26"W x 21"D x 17"H
Back	30"W x 26"H
Overall Size	30"W x 30"D x 43"H
C.O.M.	5.5 yds
C.O.L.	99 sqft.

### Left Hand End Unit HB

Seat	26"W x 21"D x 17"H
Back	30"W x 26"H
Overall Size	30"W x 30"D x 43"H
C.O.M.	5.5 yds
C.O.L.	99 sqft.

### Quarter Round Inside Corner HB

Seat	21"R x 17"H
Back	26"H
Overall Size	30"W x 30"D x 43"H
C.O.M.	4.5 yds
C.O.L.	99 sqft

### Quarter Round Outside Corner HB

Seat	21"R x 17"H
Back	26"H
Overall Size	30"W x 30"D x 43"H
C.O.M.	2.75 yds
C.O.L.	54 sqft

### Square Inside Corner HB

Seat	30"W x 30"D x 17"H
Back	26"H
Overall Size	30"W x 30"D x 43"H
C.O.M.	5 yds
C.O.L.	99 sqft

### Square Outside Corner HB

Seat	30"W x 30"D x 17"H
Back	26"H
Overall Size	30"W x 30"D x 43"H
C.O.M.	3.75 yds
C.O.L.	54 sqft

### Worksurface

WKS 25	25"W x 11"D x .75"H
WKS 29	29"W x 11"D x .75"H
WKS Radius	30"W x 11"D x .75"H

Corian Worksurfaces .5"H

## Option Pricing

	Standard Powder Coat Finish Options -	
	Specify Finish Option From Above	N/C
WKS 25 LAM	Laminate Work Surface - 25	\$445
WKS 29 LAM	Laminate Work Surface - 29	\$445
WKS Radius LAM	Laminate Work Surface - Corner	\$950
WKS 25 WDL	Wood Work Surface - 25	\$575
WKS 29 WDL	Wood Work Surface - 29	\$575
WKS Radius WDL	Wood Work Surface - Corner	\$1,125
WKS 25 COR	Corian Work Surface - 25	\$1,195
WKS 29 COR	Corian Work Surface - 29	\$1,195
WKS Radius COR	Corian Work Surface - Corner	\$1,950
F1	CAL 133 Compliance, Seat Only	\$275
MB1	Moisture Barrier, Chairs, Corner Units, Seats only	\$60
GD	Integrated Ganging Connector -	
	Connects Two Upholstered Pieces	\$25
PGS	Plastic Glides, Set of Four	\$20
FGS	Felt Glides, Set of Four	\$20
PWR	Power Outlet - Two Plugs and Two USB Ports	\$515


# SCAPE HIGH BACK

COM/Grade A   Grade B   Grade C   Grade D   Grade E   Grade F   Grade G   Grade H   Leather   COL



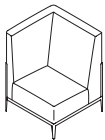
**Center Section Unit High Back**

<b>5521HB</b>	<b>2000</b>	<b>2060</b>	<b>2165</b>	<b>2200</b>	<b>2260</b>	<b>2450</b>	<b>2575</b>	<b>2735</b>	<b>3050</b>	<b>2140</b>
---------------	-------------	-------------	-------------	-------------	-------------	-------------	-------------	-------------	-------------	-------------



**Left Hand End Unit High Back**

<b>5522HB</b>	<b>2750</b>	<b>2835</b>	<b>2970</b>	<b>3025</b>	<b>3110</b>	<b>3370</b>	<b>3535</b>	<b>3760</b>	<b>4195</b>	<b>2945</b>
---------------	-------------	-------------	-------------	-------------	-------------	-------------	-------------	-------------	-------------	-------------



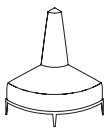
**Right Hand End Unit High Back**

<b>5523HB</b>	<b>2750</b>	<b>2835</b>	<b>2970</b>	<b>3025</b>	<b>3110</b>	<b>3370</b>	<b>3535</b>	<b>3760</b>	<b>4195</b>	<b>2945</b>
---------------	-------------	-------------	-------------	-------------	-------------	-------------	-------------	-------------	-------------	-------------



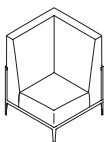
**Quarter Round Inside Corner High Back**

<b>5526HB</b>	<b>3140</b>	<b>3230</b>	<b>3390</b>	<b>3455</b>	<b>3550</b>	<b>3840</b>	<b>4035</b>	<b>4290</b>	<b>4790</b>	<b>3355</b>
---------------	-------------	-------------	-------------	-------------	-------------	-------------	-------------	-------------	-------------	-------------



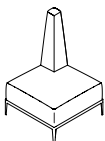
**Quarter Round Outside Corner High Back**

<b>5527HB</b>	<b>1995</b>	<b>2055</b>	<b>2150</b>	<b>2190</b>	<b>2250</b>	<b>2440</b>	<b>2555</b>	<b>2725</b>	<b>3040</b>	<b>2130</b>
---------------	-------------	-------------	-------------	-------------	-------------	-------------	-------------	-------------	-------------	-------------



**Square Inside Corner High Back  
90° Transition Unit**

<b>5528HB</b>	<b>2800</b>	<b>2885</b>	<b>3025</b>	<b>3090</b>	<b>3170</b>	<b>3430</b>	<b>3600</b>	<b>3830</b>	<b>4270</b>	<b>3000</b>
---------------	-------------	-------------	-------------	-------------	-------------	-------------	-------------	-------------	-------------	-------------



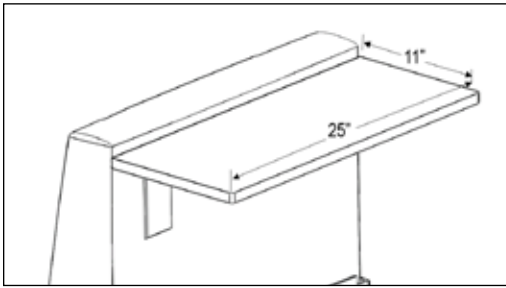
**Square Outside Corner High Back**

<b>5529HB</b>	<b>2025</b>	<b>2085</b>	<b>2190</b>	<b>2230</b>	<b>2290</b>	<b>2480</b>	<b>2600</b>	<b>2770</b>	<b>3090</b>	<b>2170</b>
---------------	-------------	-------------	-------------	-------------	-------------	-------------	-------------	-------------	-------------	-------------

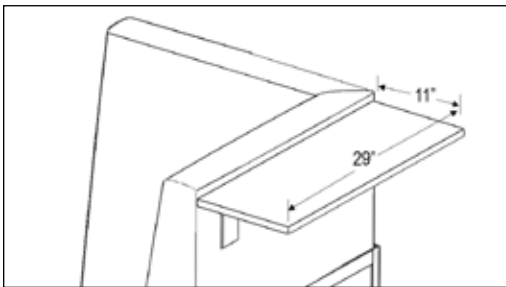


# SCAPE HIGH BACK

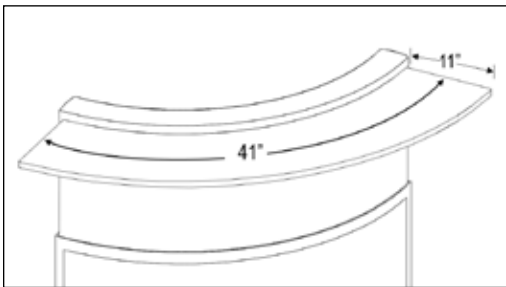
## Worksurfaces for Scape High Back



**WKS25** Can be installed on 5521HB, 5522HB, 5523HB



**WKS29** Can be installed on 5528HB



**WKS30** Can be installed on 5526HB

## Upholstery and Planning Notes

Layout plans should be sent with PO when possible

CAD 2D, 3D, Revit and CET symbols available on website

Source International will cut randomly off the bolt with our best layout discretion as standard procedure

Solid fabrics with some stretch are best suited for the curved seating units in Scape

Fabrics with stiff backing can cause upholstery wrinkles on the curved units

For patterns, please let us know if a specific pattern layout is desired or if you want pattern matching from unit to unit

Additional fabric will be required and costs will need to be specially quoted based on total quantities

Fabrics in our graded in program are not automatically approved for all Scape units

To submit fabrics for approval, please note the products they will be used on and send to:

Customer Relations/Fabric Approva

Source International

17 Gilmore Drive

Sutton, MA 01590

cr@sourceinternationaldesign.com

# SCAPE PRIVATE CLUB

## How to Build a Scape Private Club Number

**5550 - SCR - NP**

**Style**  
5550 Private Club

**Frame Finish - Textured**  
SCR Soft Chrome (standard)  
BLK Black Matte  
WHT White  
LBNZ Light Bronze  
MBNZ Medium Bronze  
DBNZ Dark Bronze  
GMTL Gunmetal

**Power Outlets**  
NP No Power (standard)  
PWR \_\_ C \_\_ C center location only

## Features

Scape Private Club is 49" high. The Scape high back units are 43" high  
Frame/Base is textured powdercoat finish in six color options  
Power and USB Port Option available in Center Location only  
108" cord  
Power plate finish will match seating unit frame finish  
Power Components are UL Listed  
Greenguard Certified  
Meets ANSI/ BIFMA Standards  
Lifetime Limited Warranty

## Dimensions

### Private Club

Seat 30"W x 21"D x 17"H  
Back 30"W x 33.25"H  
Overall Size 38"W x 30"D x 49"H  
C.O.M. 9 yds

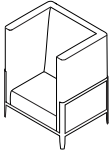
## Option Pricing

BLK	Black Frame	N/C
WHT	White Frame	N/C
LBNZ	Light Bronze Frame	N/C
MBNZ	Medium Bronze Frame	N/C
DBNZ	Dark Bronze Frame	N/C
GMTL	Gunmetal Frame	N/C
F3	Cal 133 Compliance - Private Club	\$170
MB1	Moisture Barrier - Seat Only	\$60
GD	Ganging Device (connects two upholstered pieces)	\$25
FG-1	Felt Glide Sleeve for chair, set of four	\$60
PWR	Power Outlet-Two Power and Two USB Ports	\$515

# SCAPE PRIVATE CLUB

COM/Grade A Grade B Grade C Grade D Grade E Grade F Grade G Grade H

---



**Private Club**

**5550**

**3730**

**3840**

**4030**

**4105**

**4215**

**4565**

**4790**

**5100**

---

## **Upholstery and Planning Notes**

Layout plans should be sent with PO when possible

CAD 2D, 3D, Revit and CET symbols available on website

Source International will cut randomly off the bolt with our best layout discretion as standard procedure

Solid fabrics with some stretch are best suited for the curved seating units in Scape

Fabrics with stiff backing can cause upholstery wrinkles on the curved units

For patterns, please let us know if a specific pattern layout is desired or if you want pattern matching from unit to unit

Additional fabric will be required and costs will need to be specially quoted based on total quantities

Fabrics in our graded in program are not automatically approved for all Scape units

To submit fabrics for approval, please note the products they will be used on and send to:

Customer Relations/Fabric Approval

Source International

17 Gilmore Drive

Sutton, MA 01590

cr@sourceinternationaldesign.com

# SCAPE TABLES

## How to Build a Scape Table Number

**5530 - SCR - WDT - NAT**

### Style

5530	Table 30" x 30" x 9"H
5531	Table 30" x 30" x 15" H
5532	Quarter Radius Table 30" x 30" x 15" H
5533	Quarter Radius Table 30" x 30" x 9" H
5536	Power Table 30" x 30" x 15"H

### Frame Finish - Textured

SCR	Soft Chrome (standard)
BLK	Black Matte
WHT	White
LBNZ	Light Bronze
MBNZ	Medium Bronze
DBNZ	Dark Bronze
GMTL	Gunmetal

### Table Top

WDT	Wood Top
LAM	Laminate Top
COR	Corian Top
GLS	Glass Top

### Top Finish

#### WDT Wood Finish

NAT	Natural
CHY	Cherry
WCH	Warm Cherry
MAH	Mahogany
ESP	Espresso
WLT	Weathered Light
WMD	Weathered Medium
WCR	Walnut
WGR	Weathered Grey
DWNT	Dark Walnut
001	Black
999	Custom

#### LAM Laminate Color

WHT	Linen Matte D427-60
BLK	Black
MPL	Fusion Maple 7909-60
GRY	Fashion Grey D381-60
GRY2	Slate Grey D91-60
WLT	Montana Walnut 7110K-78
TEAK	Studio Teak 7960K-18

#### COR Corian

Glacier White

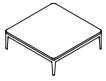
## Features

- Scape Tables offered with six textured frame finish options
- Four Table Top Finish Material Options
- Laminates are all by Wilsonart
- Corian color is Glacier White
- Glass Top is white painted back
- Power Table available with laminate top only
- Corian and Glass Table tops are field installed and attached to frame with double back adhesive tape
- Wood and Laminate tops mechanically fastened to frame
- Power Table is standard with two power outlets and two USB ports on opposite table sides
- 108" cord for Power Table, one for each power unit
- Power plate finish will match table frame finish
- Power Components are UL Listed
- Lifetime Limited Warranty

## Option Pricing

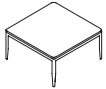
PGS	Plastic Glides, set of four	\$20
FGS	Felt Glides, set of four	\$20
999	Set up Charge for Custom Wood Finish	\$225 NET

# SCAPE TABLES



**Table**  
**30" x 30" x 9"**

<b>5530 WDT</b>	Wood Top	<b>1140</b>
<b>5530 LAM</b>	Laminate Top	<b>1380</b>
<b>5530 GLS</b>	Glass Top	<b>1190</b>
<b>5530 COR</b>	Corian Top	<b>2565</b>



**Table**  
**30" x 30" x 15"**

<b>5531WDT</b>	Wood Top	<b>1220</b>
<b>5531 LAM</b>	Laminate Top	<b>1460</b>
<b>5531 GLS</b>	Glass Top	<b>1255</b>
<b>5531 COR</b>	Corian Top	<b>2650</b>



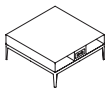
**Quarter Radius Table**  
**30" x 30" x 15"**

<b>5532 WDT</b>	Wood Top	<b>1100</b>
<b>5532 LAM</b>	Laminate Top	<b>1115</b>
<b>5532GLS</b>	Glass Top	<b>1140</b>
<b>5532 COR</b>	Corian Top	<b>2295</b>



**Quarter Radius Table**  
**30" x 30" x 9"**

<b>5533 WDT</b>	Wood Top	<b>1130</b>
<b>5533 LAM</b>	Laminate Top	<b>1145</b>
<b>5533 GLS</b>	Glass Top	<b>1165</b>
<b>5530 COR</b>	Corian Top	<b>2325</b>



**Power Table**  
**30" x 30" x 15"**

<b>5536LAM</b>	Laminate Top	<b>4800</b>
----------------	--------------	-------------

# SCAPE POWER INFORMATION

---

Each Power Outlet will have two Power, two 2.1 AMP USB and a 108" Power Cord in Black



## Features

2.50" x 6" 2 Power Outlet – 2 UBS Outlets

12A, 120 VAC Spill Resistant receptacles

USB charging ports that work with USB compatible devices

USB Ratings: 2.1A, 11 watts, 5V/DC

Integral circuit breaker protection

All metal construction

Power plate finish will match seating unit frame finish


Rugged powder coat, and aluminum anodize finishes for lasting durability

Outside Quarter Round units 5525, 5527, and 5527HB do not have power capability

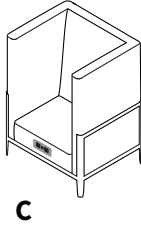
## Scape Power Outlet Location Options

L, C and R are Left, Center and Right as you sit in the unit

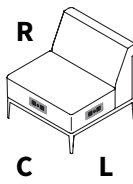
5520



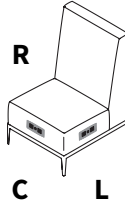
5550



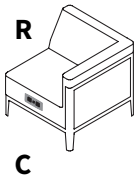
5521



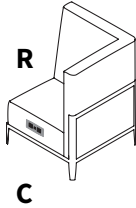
5521HB



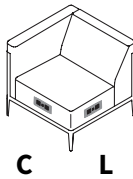
5522



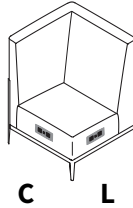
5522HB



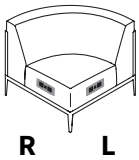
5523



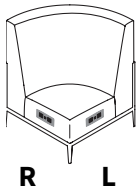
5523HB



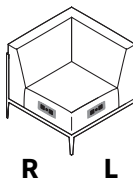
5526



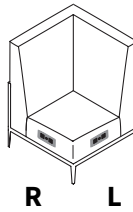
5526HB




5528



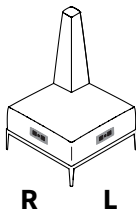
5528HB



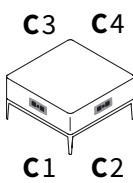
5529



5529HB



5524



# SCAPE PILLOWS

---

## How to Build a Scape Pillow Number

# 5540

### Style

5540 Pillow 18" x 18"  
5540TF Two Fabrics

5541 Pillow 20" x 20"  
5541TF Two Fabrics

5542 Pillow 14" x 20"  
5542TF Two Fabrics

5543 Pillow 32" x 16" For Scape Private Club  
5543TF Two Fabrics

---

## Features

All pillows are fully upholstered with sewn seams on all four sides  
Two fabric pillows available. If fabric is graded in, price at higher grade level  
Filled with 100% premium fiberfill  
Pillows to be cut randomly off the bolt

---

## Dimensions

<b>5540</b>	<b>5541</b>	<b>5542</b>	<b>5543</b>	<b>For Scape Private Club</b>
18" x 18"	20" x 20"	14" x 20"		16" x 32"
C.O.M. .6 yds per one pillow .6 yds per side if two fabrics	C.O.M. .6 yds per one pillow .6 yds per side if two fabrics	C.O.M. .5 yds per one pillow .5 yds per side if two fabrics	C.O.M. 1 yd per one pillow .6 yds per side if two fabrics	
C.O.L. 10 sqft per one	C.O.L. 10 sqft per one	C.O.L. 9 sqft per one	C.O.L. 15 sqft per one	
C.O.L. 5 sqft per side	C.O.L. 5 sqft per side	C.O.L. 5 sqft per side	C.O.L. 8 sqft per side	



# SCAPE PILLOWS

COM/Grade A Grade B Grade C Grade D Grade E Grade F Grade G Grade H Leather COL



**Pillow 18" x 18"**

<b>5540</b>		<b>140</b>	<b>145</b>	<b>155</b>	<b>160</b>	<b>170</b>	<b>180</b>	<b>185</b>	<b>215</b>	<b>220</b>	<b>155</b>
<b>5540TT</b>	Two Fabrics	<b>195</b>	<b>200</b>	<b>210</b>	<b>220</b>	<b>230</b>	<b>245</b>	<b>255</b>	<b>290</b>	<b>285</b>	<b>205</b>




**Pillow 20" x 20"**

<b>5541</b>		<b>145</b>	<b>155</b>	<b>160</b>	<b>165</b>	<b>175</b>	<b>185</b>	<b>195</b>	<b>220</b>	<b>225</b>	<b>205</b>
<b>5541TT</b>	Two Fabrics	<b>195</b>	<b>200</b>	<b>215</b>	<b>220</b>	<b>230</b>	<b>250</b>	<b>255</b>	<b>300</b>	<b>305</b>	<b>205</b>



**Pillow 14" x 20"**

<b>5542</b>		<b>140</b>	<b>145</b>	<b>155</b>	<b>160</b>	<b>170</b>	<b>180</b>	<b>185</b>	<b>215</b>	<b>220</b>	<b>205</b>
<b>5542TT</b>	Two Fabrics	<b>180</b>	<b>180</b>	<b>195</b>	<b>200</b>	<b>210</b>	<b>220</b>	<b>235</b>	<b>265</b>	<b>270</b>	<b>205</b>



**Pillow 16" x 32"  
For Scape Private Club**

<b>5543</b>		<b>140</b>	<b>145</b>	<b>155</b>	<b>160</b>	<b>170</b>	<b>180</b>	<b>185</b>	<b>215</b>	<b>220</b>	<b>205</b>
<b>5543TT</b>	Two Fabrics	<b>180</b>	<b>180</b>	<b>195</b>	<b>200</b>	<b>210</b>	<b>220</b>	<b>235</b>	<b>265</b>	<b>270</b>	<b>205</b>

**Pillow 16" x 16"**

<b>5544</b>		<b>140</b>	<b>145</b>	<b>155</b>	<b>160</b>	<b>170</b>	<b>180</b>	<b>185</b>	<b>215</b>	<b>220</b>	<b>205</b>
<b>5544TT</b>	Two Fabrics	<b>180</b>	<b>180</b>	<b>195</b>	<b>200</b>	<b>210</b>	<b>220</b>	<b>235</b>	<b>265</b>	<b>270</b>	<b>205</b>

**PRICES**

All published prices are recommended retail prices. Applicable sales taxes are additional. Prices are subject to change without notice.

**PAYMENT TERMS**

Net 30 days, with established credit. Until credit is approved, a fifty percent deposit must be sent with the order, the balance is due prior to shipment. Deposits are non-refundable in the event of cancellation. If deposit has been placed on original order, applicable cancellation charges to be deducted from the deposit amount. Remainder of deposit will be held in the form of a credit for future orders.

**FREIGHT POLICY**

All orders are FOB Destination.

Orders under \$4000 net will incur a minimum freight charge of \$120.

Orders over \$4000 net will be charged the standard 3% of net freight fee.

These fees are applicable for any shipment being made within the contiguous U.S.

Source International reserves the right to select method of shipment and carrier.

**CONCEALED DAMAGE**

If products are received damaged, a written exception should be made on the bill of lading and an immediate inspection be requested of the carrier. Concealed damage must be reported to the carrier within the specific carrier's predetermined timeline. Failure to make claims shall constitute acceptance of the products and waiver any claims of defects, errors or shortages.

**RETURNS AND ALLOWANCES**

All product is made to order. No merchandise may be returned without a return authorization and shipping instructions. No credit or allowance will be given for repairs to defective materials unless Source International has given authority to make such repairs.

**ORDER ENTRY**

All orders must be submitted in writing. Email to [cr@sourceinternationaldesign.com](mailto:cr@sourceinternationaldesign.com) or Fax to 508-842-1838.

**ACKNOWLEDGEMENTS**

All orders will be acknowledged in writing. Orders will be manufactured based on the written acknowledgement. It is the customer's responsibility to review each acknowledgement and communicate with the factory if there are errors within 48 hours.

**CANCELLATIONS**

Any changes or cancellation may result in charges if materials have entered into production. If an order is cancelled while in production, a cancellation fee will be applied based on the status of order at time of cancellation.

**FABRICS**

Not all graded in fabrics are approved for all product lines. Send memo samples for approval to:  
Source International 17 Gilmore Dr, Sutton, MA 01590.

Please tag memo samples with:

The product the fabric is being reviewed for, and your contact information

**Graded In Partners**

We are proud to offer graded in fabric programs with the following companies:

Anzea

Architex

Camira

CF Stinson

Camira

DesignTex

Knoll

Maharam

Mayer

Momentum

Ultrafabrics

**Customer's Own Material**

C.O.M. fabric must be approved prior to acceptance of the order. The material must be provided in 54" wide continuous yardage. All fabric will be directionally cut straight off the bolt unless otherwise specified. A C.O.M. form must be filled out and submitted along with purchase order. Yardage requirements listed are for small patterns or plain materials. The material must be shipped to the factory prepaid and with proper reference to the order. Source International is not responsible for appearance, performance or durability of C.O.M

**LEATHER**

Leather Prices published in this price list are for our stock leather "MAMMUT" by Wollsdorf Leather in the following colors:

250599 Black

251938 Saddle

253272 Chestnut

250519 Pewter

252004 Charcoal

Additional leather colors in the Mammut line can be quoted. All other leathers will be priced as COL.