

# PORTRAIT

**SWIVEL    TASK    GUEST**

Price List Effective September 2021

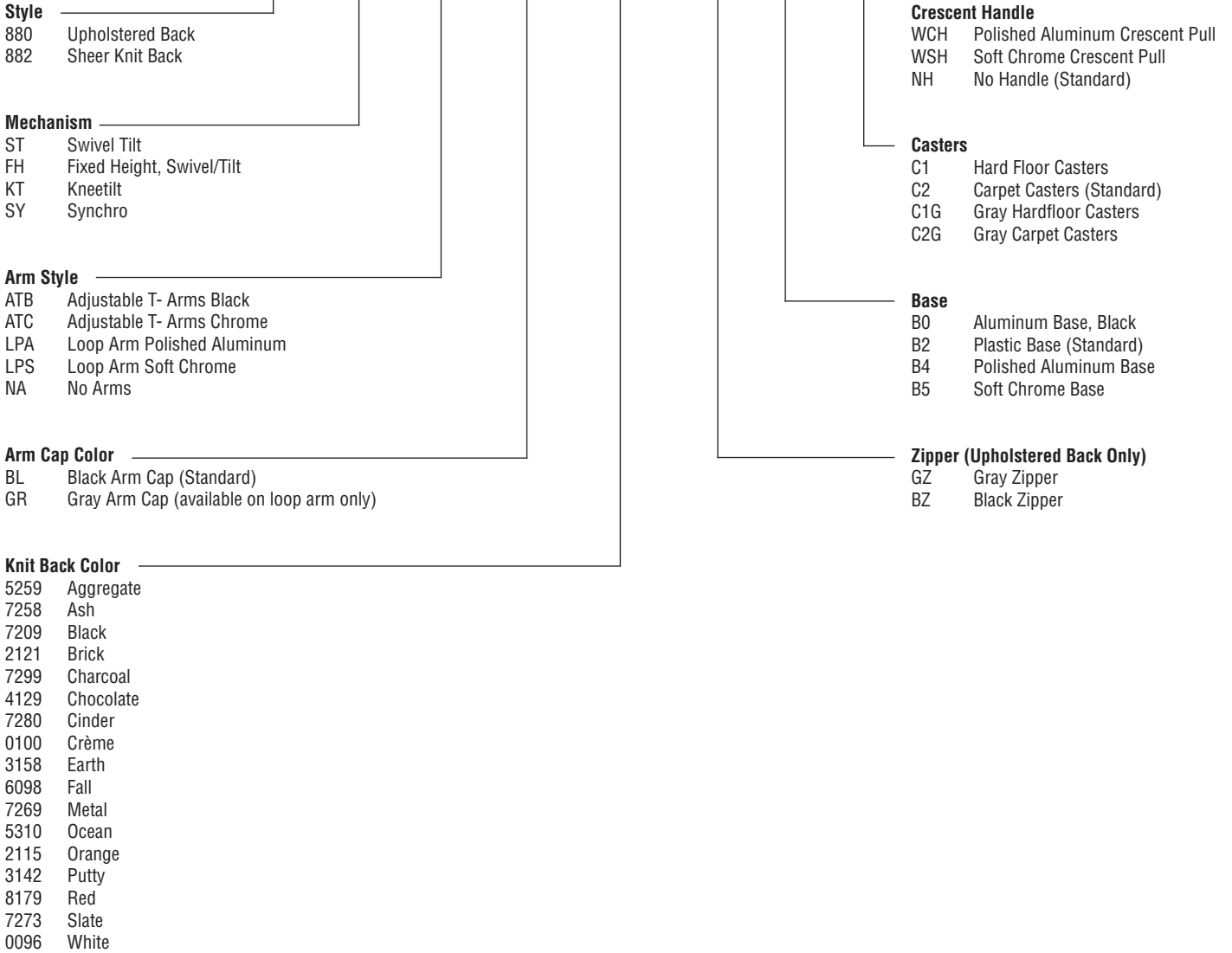


SOURCE

# PORTRAIT

## How to Build a Portrait Product Number

**880 - ST - ATB - BL - 7273 - GZ - B2 - C2 - NH**



## Features

Two Back Styles

Partially Exposed Zipper on Fully Upholstered Back. Please Select either Gray or Black Zipper

Four Mechanism Choices

Meets ANSI/BIFMA Standards

CAL 117 standard CAL 133 optional

Lifetime Limited Warranty

The use of a Back Guard is strongly recommended if the chair will be in an environment where the back will be in contact with objects such as work surfaces, chair rails, file cabinets etc.

## Dimensions

### 880 Upholstered Back Chair

Seat	19.5"D x 19.5"W
Seat Height	17" - 20"
Back	18"W x 22"H
Overall Size	24.5"W x 24.5"D x 39" - 43"H
COM	1.8 Yard
COL	33 sqft.

### 882 Sheer Knit Back Chair

Seat	19.5"D x 19.5"W
Seat Height	17" - 20"
Back	18"W x 22"H
Overall Size	24.5"W x 24.5"D x 39" - 43"H
COM	1 Yard
COL	18 sqft.

## Option Pricing

WCH	Polished Aluminum Crescent Handle	\$80
WSH	Soft Chrome Crescent Handle	\$80
GZ	Gray Zipper	N/C
BZ	Black Zipper	N/C
BG	Back Guard Option	\$25
C1	Hard Floor Caster, Black	\$35
C2	Carpet Caster, Black	N/C
C1G	Hard Floor Caster, Grey	\$75
C2G	Carpet Caster, Grey	N/C
B0	Black Aluminum Base	\$75
B2	Black Plastic Base	N/C
B4	Polished Aluminum Base	\$135
B5	Soft Chrome Finished Base	\$90
F1	CAL 133 Compliance, Seat Only	\$50
F2	CAL 133 Compliance, Seat and Back	\$65
M1	Seat Slider (Works with SY Mechanism only)	\$75
CCYL	Chrome Cylinder	\$30
UPH	Upholstered Arm Caps*	\$95

\*Upholstered Arm Caps subject to damaged from adjacent surface edges and not covered by Source warranty.


# PORTRAIT

COM/  
Grade A    Grade B    Grade C    Grade D    Grade E    Grade F    Grade G    Grade H    Leather    COL



## Portrait Upholstered Back

<b>880-ST-NA-B2-C2</b>	Swivel/Tilt, No Arms	945	985	1035	1055	1100	1185	1270	1355	1585	1035
<b>880-ST-ATB-BL-B2-C2</b>	Swivel/Tilt, Adjustable Arms Black	1075	1110	1160	1185	1230	1310	1395	1480	1715	1160
<b>880-ST-ATC-BL-B2-C2</b>	Swivel/Tilt, Adjustable Arms Chrome	1080	1115	1165	1190	1230	1315	1400	1485	1715	1165
<b>880-ST-LPA(S)-BL-B2-C2</b>	Swivel/Tilt, Alum. Arms, Black Cap	1170	1210	1255	1280	1320	1405	1490	1575	1805	1255
<b>880-ST-LPA(S)-GR-B2-C2</b>	Swivel/Tilt, Alum. Arms, Gray Cap	1170	1210	1255	1280	1320	1405	1490	1575	1805	1255



## Portrait Upholstered Back

<b>880-FH-NA-B2-C2</b>	Fixed Height, No Arms	945	985	1035	1055	1100	1185	1270	1355	1585	1035
<b>880-FH-ATB-BL-B2-C2</b>	Fixed Height, Adjustable Arms Black	1075	1110	1160	1185	1230	1310	1395	1480	1715	1160
<b>880-FH-ATC-BL-B2-C2</b>	Fixed Height, Adjustable Arms Chrome	1080	1115	1165	1190	1230	1315	1400	1485	1715	1165
<b>880-FH-LPA(S)-BL-B2-C2</b>	Swivel/Tilt, Alum. Arms, Black Cap	1170	1210	1255	1280	1320	1405	1490	1575	1805	1255
<b>880-FH-LPA(S)-GR-B2-C2</b>	Swivel/Tilt, Alum. Arms, Gray Cap	1170	1210	1255	1280	1320	1405	1490	1575	1805	1255



## Portrait Sheer Knit Back


<b>882-ST-NA-B2-C2</b>	Swivel/Tilt, No Arms	920	940	965	980	1005	1050	1100	1145	1265	965
<b>882-ST-ATB-BL-B2-C2</b>	Swivel/Tilt, Adjustable Arms Black	990	1015	1040	1050	1075	1125	1170	1220	1340	1040
<b>882-ST-ATC-BL-B2-C2</b>	Swivel/Tilt, Adjustable Arms Chrome	995	1015	1045	1055	1080	1125	1175	1220	1345	1045
<b>882-ST-LPA(S)-BL-B2-C2</b>	Swivel/Tilt, Alum. Arms, Black Cap	1065	1085	1110	1125	1145	1195	1240	1290	1410	1110
<b>882-ST-LPA(S)-GR-B2-C2</b>	Swivel/Tilt, Alum. Arms, Gray Cap	1065	1085	1110	1125	1145	1195	1240	1290	1410	1110



## Portrait Sheer Knit Back

<b>882-FH-NA-B2-C2</b>	Fixed Height, No Arms	870	890	915	930	955	1000	1045	1095	1215	915
<b>882-FH-ATB-BL-B2-C2</b>	Fixed Height, Adjustable Arms Black	990	1015	1040	1050	1075	1125	1170	1220	1340	1040
<b>882-FH-ATC-BL-B2-C2</b>	Fixed Height, Adjustable Arms Chrome	995	1015	1045	1055	1080	1125	1175	1220	1345	1045
<b>882-FH-LPA(S)-BL-B2-C2</b>	Swivel/Tilt, Alum. Arms, Black Cap	1065	1085	1110	1125	1145	1195	1240	1290	1410	1110
<b>882-FH-LPA(S)-GR-B2-C2</b>	Swivel/Tilt, Alum. Arms, Gray Cap	1065	1085	1110	1125	1145	1195	1240	1290	1410	1110

COM/  
Grade A    Grade B    Grade C    Grade D    Grade E    Grade F    Grade G    Grade H    Leather    COL



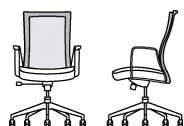
### Portrait Upholstered Back

<b>880-KT-NA-B2-C2</b>	Knee/Tilt, No Arms	1035	1070	1120	1145	1185	1270	1355	1440	1670	1120
<b>880-KT-ATB-BL-B2-C2</b>	Knee/Tilt, Adjustable Arms Black	1145	1185	1235	1255	1300	1385	1470	1555	1785	1235
<b>880-KT-ATC-BL-B2-C2</b>	Knee/Tilt, Adjustable Arms Chrome	1150	1190	1240	1260	1305	1390	1475	1560	1790	1240
<b>880-KT-LPA(S)-BL-B2-C2</b>	Knee/Tilt, Alum. Arms, Black Cap	1245	1280	1330	1355	1395	1480	1565	1650	1880	1330
<b>880-KT-LPA(S)-GR-B2-C2</b>	Knee/Tilt, Alum. Arms, Gray Cap	1245	1280	1330	1355	1395	1480	1565	1650	1880	1330



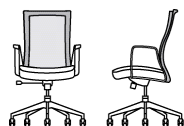
### Portrait Upholstered Back

<b>880-SY-NA-B2-C2</b>	Synchro, No Arms	1035	1075	1125	1145	1190	1275	1360	1445	1675	1125
<b>880-SY-ATB-BL-B2-C2</b>	Synchro, Adjustable Arms Black	1165	1200	1250	1275	1315	1400	1485	1570	1800	1250
<b>880-SY-ATC-BL-B2-C2</b>	Synchro, Adjustable Arms Chrome	1170	1205	1255	1280	1320	1405	1490	1575	1805	1255
<b>880-SY-LPA(S)-BL-B2-C2</b>	Synchro, Alum. Arms, Black Cap	1260	1295	1345	1370	1415	1495	1585	1665	1895	1345
<b>880-SY-LPA(S)-GR-B2-C2</b>	Synchro, Alum. Arms, Gray Cap	1260	1295	1345	1370	1415	1495	1585	1665	1895	1345



### Portrait Sheer Knit Back

<b>882-KT-NA-B2-C2</b>	Knee/Tilt, No Arms	1040	1060	1090	1100	1125	1170	1220	1265	1390	1090
<b>882-KT-ATB-BL-B2-C2</b>	Knee/Tilt, Adjustable Arms Black	1115	1140	1165	1175	1200	1250	1295	1340	1465	1165
<b>882-KT-ATC-BL-B2-C2</b>	Knee/Tilt, Adjustable Arms Chrome	1120	1145	1170	1180	1205	1255	1295	1345	1470	1170
<b>882-KT-LPA(S)-BL-B2-C2</b>	Knee/Tilt, Alum. Arms, Black Cap	1135	1155	1185	1195	1220	1265	1315	1360	1485	1185
<b>882-KT-LPA(S)-GR-B2-C2</b>	Knee/Tilt, Alum. Arms, Gray Cap	1135	1155	1185	1195	1220	1265	1315	1360	1485	1185



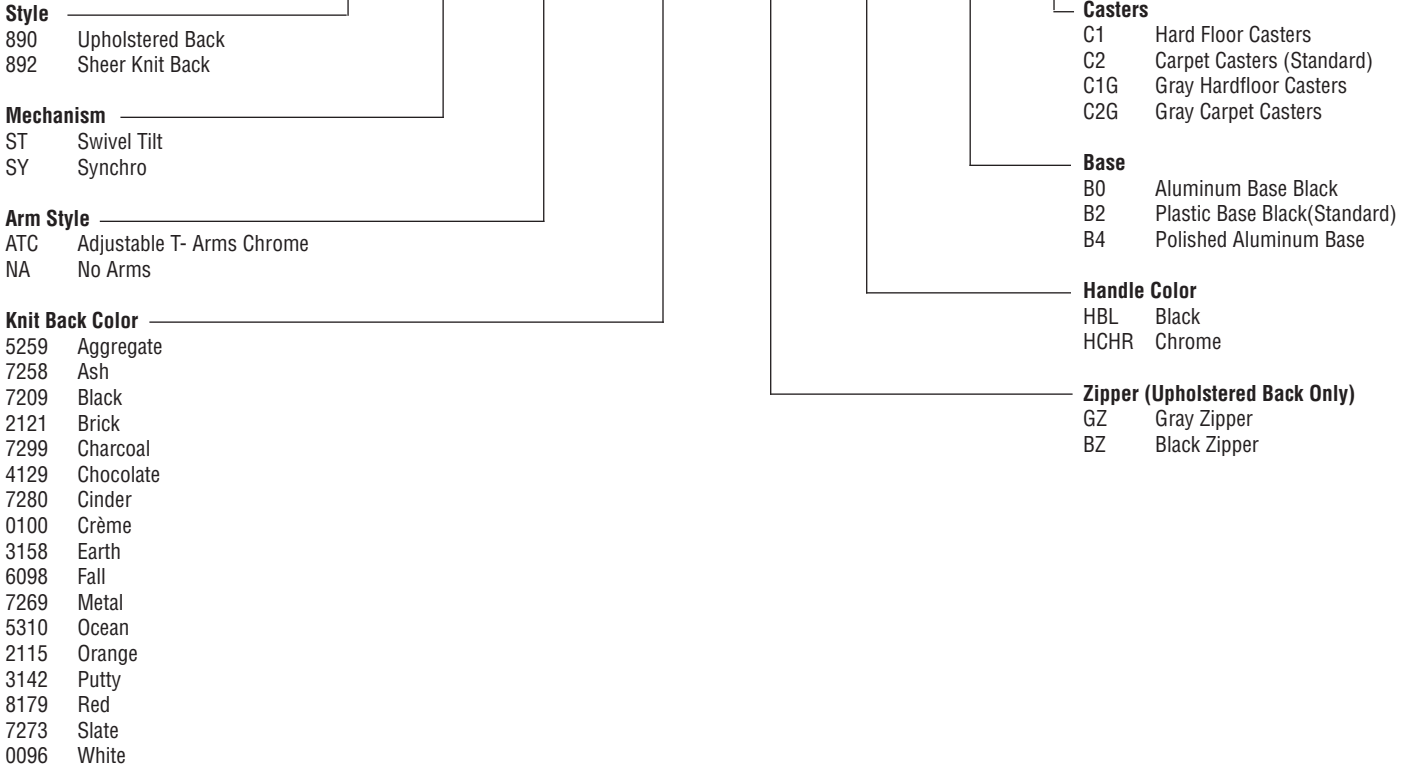
### Portrait Sheer Knit Back

<b>882-SY-NA-B2-C2</b>	Synchro, No Arms	945	970	995	1010	1035	1080	1125	1175	1295	995
<b>882-SY-ATB-BL-B2-C2</b>	Synchro, Adjustable Arms Black	1070	1090	1120	1135	1155	1205	1250	1300	1420	1120
<b>882-SY-ATC-BL-B2-C2</b>	Synchro, Adjustable Arms Chrome	1075	1100	1125	1140	1160	1210	1255	1300	1425	1125
<b>882-SY-LPA(S)-BL-B2-C2</b>	Synchro, Alum. Arms, Black Cap	1155	1180	1205	1220	1245	1290	1340	1435	1505	1205
<b>882-SY-LPA(S)-GR-B2-C2</b>	Synchro, Alum. Arms, Gray Cap	1155	1180	1205	1220	1245	1290	1340	1435	1505	1205

# PORTRAIT TASK

## How to Build a Portrait Task Product Number

**890 - ST - ATB - 7299 - BZ - HBL - B2 - C2**



## Features

- Self Conforming Lumbar Support
- Pneumatic Seat Height Adjustment
- Waterfall Front Seat Edge
- Polyurethane Arm Caps in Black
- Pivoting Arm Cap
- Hooded Dual Wheel Casters
- Top Handle for Mobility Convenience in Black or Chrome
- Meets ANSI BIFMA Standards
- CAL 117 Standard CAL 133 Optional
- Lifetime Limited Warranty

## Dimensions

Seat	19.75"D x 18.75"W x 15-19.5"H
Back	18"W x 20.5"H
Overall Size	26"D x 27"W x 35.5-40"H
COM	1.5 Yards Upholstered 1 Yard Knit Back
COL	27 sq. ft. Upholstered 18 sq. ft. Knit Back

## Option Pricing

NA	No Arm Option	Deduct \$50
C1	Hard Floor Caster, Black	\$35
C1G	Hard Floor Caster, Grey	\$75
C2G	Carpet Caster, Grey	N/C
C3	Plastic Glide Caster Replacement	\$45
B0	Black Aluminum Base	\$65
B4	Polished Aluminum Base	\$135
F1	CAL 133 Compliance, Seat Only	\$50
F2	CAL 133 Compliance, Seat and Back	\$65
BG	Back Guard Option	\$25
M1	Seat Slider (Works with SY Mechanism only)	\$75
HBL	Black Handle	Standard
HCHR	Chrome Handle	N/C

COM/  
Grade A    Grade B    Grade C    Grade D    Grade E    Grade F    Grade G    Grade H    Leather    COL



### Portrait Task Upholstered Back

<b>890-ST-ATC-B2-C2</b>	Swivel Tilt	<b>990</b>	<b>1010</b>	<b>1020</b>	<b>1090</b>	<b>1130</b>	<b>1220</b>	<b>1295</b>	<b>1365</b>	<b>1535</b>	<b>1020</b>
<b>890-SY-ATC-B2-C2</b>	Synchro Tilt	<b>1045</b>	<b>1065</b>	<b>1075</b>	<b>1145</b>	<b>1170</b>	<b>1275</b>	<b>1350</b>	<b>1420</b>	<b>1590</b>	<b>1050</b>



### Portrait Task Knit Back

<b>892-ST-ATC-B2-C2</b>	Swivel Tilt	<b>895</b>	<b>915</b>	<b>930</b>	<b>940</b>	<b>965</b>	<b>1010</b>	<b>1055</b>	<b>1100</b>	<b>1220</b>	<b>915</b>
<b>892-SY-ATC-B2-C2</b>	Synchro Tilt	<b>945</b>	<b>965</b>	<b>985</b>	<b>995</b>	<b>1020</b>	<b>1065</b>	<b>1110</b>	<b>1145</b>	<b>1285</b>	<b>965</b>

# PORTRAIT GUEST

## How to Build a Portrait Guest Product Number

**884 - SCR - BL - 7273 - GZ - F1**

<p><b>Style</b></p> <p>884 Upholstered Back Sled Base Chair</p> <p>886 Sheer Knit Back Sled Base Chair</p>	<p><b>Frame Finish</b></p> <p>SCR Soft Chrome</p> <p>CHR Bright Chrome</p>	<p><b>Knit Back Color</b></p> <p>5259 Aggregate</p> <p>7258 Ash</p> <p>7209 Black</p> <p>2121 Brick</p> <p>7299 Charcoal</p> <p>4129 Chocolate</p> <p>7280 Cinder</p> <p>0100 Creme</p> <p>3158 Earth</p> <p>6098 Fall</p> <p>7269 Metal</p> <p>5310 Ocean</p> <p>2115 Orange</p> <p>3142 Putty</p> <p>8179 Red</p> <p>7273 Slate</p> <p>0096 White</p>	<p><b>CAL 133 Option</b></p> <p>F1 Seat Only</p> <p>F2 Seat &amp; Back</p>	<p><b>Zipper (Upholstered Back Only)</b></p> <p>GZ Gray Zipper</p> <p>BZ Black Zipper</p>
<p><b>Arm Cap</b></p> <p>BL Black</p> <p>GR Gray</p>				

## Features

- Two Back Styles, Fully Upholstered or Sheer Knit
- 17 Knit Back Colors
- Partially Exposed Zipper on Fully Upholstered Back. Please Select Either Gray or Black Zipper
- Cantilevered Sled Base Frame in Two Finish Options, Chrome or Soft Chrome
- Frame Stacks Three High
- Polyurethane Arm Caps, Black or Gray
- CAL 117 Standard, CAL 133 Optional
- Meets ANSI/BIFMA Standards
- Lifetime Limited Warranty

## Dimensions

	<b>884 Fully Upholstered Chair</b>	<b>886 Knit Back Chair</b>
Seat	19.5"D x 19.75"W x 18"H	Seat 19.5"D x 19.75"W x 18"H
Back	19"W x 18.5"H	Back 19"W x 18.5"H
Overall Size	22.5"D x 23.25"W x 35"H	Overall Size 22.5"D x 23.25"W x 35"H
COM	1.6 yards	COM .8 yards
COL	29 sqft.	COL 15 sqft.

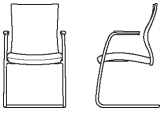
## Option Pricing

F1	CAL 133 Compliance, Seat Only	\$50
F2	CAL 133 Compliance, Seat and Back	\$70
NG	No Glide (Anti-Tip)	Deduct \$5



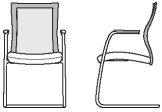
# PORTRAIT GUEST

COM/  
Grade A    Grade B    Grade C    Grade D    Grade E    Grade F    Grade G    Grade H    Leather    COL



**Portrait Upholstered Back Guest Chair**

<b>884-SCR</b>	<b>1035</b>	<b>1065</b>	<b>1080</b>	<b>1130</b>	<b>1170</b>	<b>1245</b>	<b>1320</b>	<b>1395</b>	<b>1520</b>	<b>1080</b>
<b>884-CHR</b>	<b>1050</b>	<b>1085</b>	<b>1095</b>	<b>1150</b>	<b>1190</b>	<b>1265</b>	<b>1340</b>	<b>1415</b>	<b>1540</b>	<b>1095</b>



**Portrait Knit Back Guest Chair**

<b>886-SCR</b>	<b>895</b>	<b>915</b>	<b>920</b>	<b>945</b>	<b>965</b>	<b>1000</b>	<b>1040</b>	<b>1080</b>	<b>1225</b>	<b>920</b>
<b>886-CHR</b>	<b>910</b>	<b>925</b>	<b>930</b>	<b>960</b>	<b>980</b>	<b>1015</b>	<b>1050</b>	<b>1090</b>	<b>1235</b>	<b>930</b>

### **PRICES**

All published prices are recommended retail prices. Applicable sales taxes are additional. Prices are subject to change without notice.

### **PAYMENT TERMS**

Net 30 days, with established credit. Until credit is approved, a fifty percent deposit must be sent with the order, the balance is due prior to shipment. Deposits are non-refundable in the event of cancellation. If deposit has been placed on original order, applicable cancellation charges to be deducted from the deposit amount. Remainder of deposit will be held in the form of a credit for future orders.

### **FREIGHT POLICY**

All orders are FOB Destination.

Orders under \$4000 net will incur a minimum freight charge of \$120.

Orders over \$4000 net will be charged the standard 3% of net freight fee.

These fees are applicable for any shipment being made within the contiguous U.S.

Source International reserves the right to select method of shipment and carrier.

### **CONCEALED DAMAGE**

If products are received damaged, a written exception should be made on the bill of lading and an immediate inspection be requested of the carrier. Concealed damage must be reported to the carrier within the specific carrier's predetermined timeline. Failure to make claims shall constitute acceptance of the products and waiver any claims of defects, errors or shortages.

### **RETURNS AND ALLOWANCES**

All product is made to order. No merchandise may be returned without a return authorization and shipping instructions. No credit or allowance will be given for repairs to defective materials unless Source International has given authority to make such repairs.

### **ORDER ENTRY**

All orders must be submitted in writing. Email to [cr@sourceinternationaldesign.com](mailto:cr@sourceinternationaldesign.com) or Fax to 508-842-1838.

### **ACKNOWLEDGEMENTS**

All orders will be acknowledged in writing. Orders will be manufactured based on the written acknowledgement. It is the customer's responsibility to review each acknowledgement and communicate with the factory if there are errors within 48 hours.

### **CANCELLATIONS**

Any changes or cancellation may result in charges if materials have entered into production. If an order is cancelled while in production, a cancellation fee will be applied based on the status of order at time of cancellation.

### **FABRICS**

Not all graded in fabrics are approved for all product lines. Send memo samples for approval to:  
Source International 17 Gilmore Dr, Sutton, MA 01590.

Please tag memo samples with:

The product the fabric is being reviewed for, and your contact information

### **Graded In Partners**

We are proud to offer graded in fabric programs with the following companies:

Anzea

Architex

Camira

CF Stinson

Camira

DesignTex

Knoll

Maharam

Mayer

Momentum

Ultrafabrics

### **Customer's Own Material**

C.O.M. fabric must be approved prior to acceptance of the order. The material must be provided in 54" wide continuous yardage. All fabric will be directionally cut straight off the bolt unless otherwise specified. A C.O.M. form must be filled out and submitted along with purchase order. Yardage requirements listed are for small patterns or plain materials. The material must be shipped to the factory prepaid and with proper reference to the order. Source International is not responsible for appearance, performance or durability of C.O.M

### **LEATHER**

Leather Prices published in this price list are for our stock leather "MAMMUT" by Wollsdorf Leather in the following colors:

250599 Black

251938 Saddle

253272 Chestnut

250519 Pewter

252004 Charcoal

Additional leather colors in the Mammut line can be quoted. All other leathers will be priced as COL.