

SCAPE

MODULAR LOUNGE

PRIVATE CLUB

TABLES

Price List Effective January 2023



SOURCE

SCAPE

How to Build a Scape Lounge Number

5520 - SCR - NP

Style

5520 Club Chair
5521 Center Section Unit
5522 Left Hand End Unit
5523 Right Hand End Unit
5524 Ottoman
5525 Quarter Round Ottoman
5526 Quarter Round Inside Corner
5527 Quarter Round Outside Corner
5528 Square Inside Corner
5529 Square Outside Corner

Power Outlets

NP No Power
PWR___L left, C center, R right

Frame Finish - Textured

SCR Soft Chrome (standard)
BLK Black Matte
WHT White
LBNZ Light Bronze
MBNZ Medium Bronze
DBNZ Dark Bronze
GMTL Gunmetal

Features

Scape modular units available with two back heights, 29" and 43" High Back
Frame/Base is textured powdercoat finish in seven color options
Optional plastic and felt glides attach to legs with a 3M double sided adhesive strip
Leveling glides not available
Power and USB Port Option have selected locations options based on unit
L, C and R are Left, Center and Right as you sit in the unit
108" cord for each power unit
Power plate finish will match seating unit frame finish
Power Components are UL Listed
Greenguard Certified
Meets ANSI/ BIFMA Standards
Lifetime Limited Warranty

Dimensions

Club Chair

Seat	26"W x 21"D x 17"H
Back	26"W x 12.25"H
Overall Size	34"W x 30"D x 29.25"H
C.O.M.	5.5 yds
C.O.L.	99 sqft.

Ottoman

Seat	30"W x 30"D x 17"H
C.O.M.	1.75 yds
C.O.L.	31.5 sqft

Quarter Round Ottoman

Seat	30"W x 30"D x 17"H
C.O.M.	1.75 yds
C.O.L.	31.5 sqft
C.O.L.	72 sqft

Center Section Unit

Seat	26"W x 21"D x 17"H
Back	26"W x 12.25"H
Overall Size	26"W x 30"D x 29.25"H
C.O.M.	2.25 yds
C.O.L.	40.5 sqft.

Quarter Round Inside Corner

Seat	21"R x 17"H
Back	12.25"H
Overall Size	30"W x 30"D x 29.25"H
C.O.M.	4 yds

Quarter Round Outside Corner

Seat	21"R x 17"H
Back	12.25"H
Overall Size	30"W x 30"D x 29.25"H
C.O.M.	2.25 yds
C.O.L.	36 sqft

Left Hand/Right Hand End Unit

Seat	26"W x 21"D x 17"H
Back	26"W x 12.25"H
Overall Size	30"W x 30"D x 29.25"H
C.O.M.	3.6 yds
C.O.L.	65 sqft.

Square Inside Corner

Seat	21"W x 21"D x 17"H
Back	26"H
Overall Size	30"W x 30"D x 29.25"H
C.O.M.	4.5 yds
C.O.L.	81 sqft

Square Outside Corner

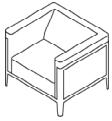
Seat	30"W x 30"D x 17"H
Back	26"H
Overall Size	30"W x 30"D x 29.25"H
C.O.M.	3.75 yds
C.O.L.	54 sqft

Option Pricing

	Standard Powder Coat Finish Options -	
	Specify Finish Option From Above	N/C
F1	CAL 133 Compliance, Chairs, Corner Units	\$170
F2	CAL 133 Compliance, Ottomans	\$60
MB1	Moisture Barrier, Chairs, Corner Units, Seats only	\$60
GD	Ganging Connector -	
	Connects Two Upholstered Pieces - Field Installed	\$25
PGS	Plastic Glides, Set of Four	\$20
FGS	Felt Glides, Set of Four	\$20
PWR	Power Outlet - Two Plugs and Two USB Ports	\$515

SCAPE

COM/Grade A Grade B Grade C Grade D Grade E Grade F Grade G Grade H Leather COL



Club Chair

5520	3165	3265	3420	3485	3585	3875	4075	4335	4830	3390
-------------	-------------	-------------	-------------	-------------	-------------	-------------	-------------	-------------	-------------	-------------



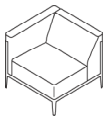
Center Section Unit

5521	1880	1940	2040	2070	2130	2305	2420	2575	2870	2015
-------------	-------------	-------------	-------------	-------------	-------------	-------------	-------------	-------------	-------------	-------------



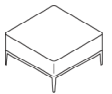
Left Hand Unit

5522	2515	2595	2720	2765	2845	3075	3230	3435	3835	2690
-------------	-------------	-------------	-------------	-------------	-------------	-------------	-------------	-------------	-------------	-------------



Right Hand Unit

5523	2515	2595	2720	2765	2845	3075	3230	3435	3835	2690
-------------	-------------	-------------	-------------	-------------	-------------	-------------	-------------	-------------	-------------	-------------



Ottoman

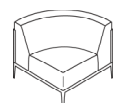
5524	1645	1700	1780	1810	1865	2010	2115	2250	2505	1765
-------------	-------------	-------------	-------------	-------------	-------------	-------------	-------------	-------------	-------------	-------------

COM/Grade A Grade B Grade C Grade D Grade E Grade F Grade G Grade H Leather COL



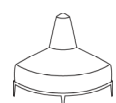
Quarter Round Ottoman

5525	1560	1600	1685	1715	1765	1905	2000	2130	2375	1665
-------------	-------------	-------------	-------------	-------------	-------------	-------------	-------------	-------------	-------------	-------------



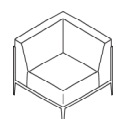
Quarter Round Inside Corner

5526	1560	1600	1685	1715	1765	1905	2000	2130	2375	1665
-------------	-------------	-------------	-------------	-------------	-------------	-------------	-------------	-------------	-------------	-------------



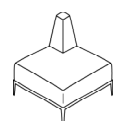
Quarter Round Outside Corner

5527	1885	1945	2045	2075	2130	2310	2420	2575	2875	2020
-------------	-------------	-------------	-------------	-------------	-------------	-------------	-------------	-------------	-------------	-------------



**Square Inside Corner
90° Transition Unit**

5528	2860	2940	3080	3140	3225	3490	3665	3900	4350	3055
-------------	-------------	-------------	-------------	-------------	-------------	-------------	-------------	-------------	-------------	-------------



Square Outside Corner

5529	2240	2310	2420	2465	2535	2740	2880	3060	3415	2400
-------------	-------------	-------------	-------------	-------------	-------------	-------------	-------------	-------------	-------------	-------------

Upholstery and Planning Notes

Layout plans should be sent with PO when possible

CAD 2D, 3D, Revit and CET symbols available on website

Source International will cut randomly off the bolt with our best layout discretion as standard procedure

Solid fabrics with some stretch are best suited for the curved seating units in Scape

Fabrics with stiff backing can cause upholstery wrinkles on the curved units

For patterns, please let us know if a specific pattern layout is desired or if you want pattern matching from unit to unit

Additional fabric will be required and costs will need to be specially quoted based on total quantities

Fabrics in our graded in program are not automatically approved for all Scape units

To submit fabrics for approval, please note the products they will be used on and send to:

Customer Relations/Fabric Approval

Source International

17 Gilmore Drive

Sutton, MA 01590

cr@sourceinternationaldesign.com

SCAPE HIGH BACK

How to Build a Scape High Back Lounge Number

5521HB - SCR - NP

Style

5521HB Center Section Unit
5522HB Left Hand End Unit
5523HB Right Hand End Unit
5526HB Quarter Round Inside Corner
5527HB Quarter Round Outside Corner
5528HB Square Inside Corner
5529HB Square Outside Corner

Power Outlets

NP No Power
PWR ___ ___ L left, C center, R right

Frame Finish - Textured

SCR Soft Chrome (standard)
BLK Black Matte
WHT White
LBNZ Light Bronze
MBNZ Medium Bronze
DBNZ Dark Bronze
GMTL Gunmetal

Features

Scape modular units available with two back heights, 29" and 43" High Back
Frame/Base is textured powdercoat finish in seven color options
Optional plastic and felt glides attach to legs with a 3M double sided adhesive strip
Leveling Glides Not Available
Power and USB Port Option have selected locations options based on unit
L, C and R are Left, Center and Right as you sit in the unit
108" cord for each power unit
Power plate finish will match seating unit frame finish
Power Components are UL Listed
Worksurfaces to be installed at 42" high
Worksurfaces field installed with factory supplied hardware and instructions
Worksurface finish options in laminate, wood, or Corian
25" Wide Worksurface for center section and end units, models 5521HB, 5522HB, 5523HB unit model
29" Wide Worksurface for inside square unit model 5528HB only
30" Radius for corner unit 5526HB only
Greenguard Certified
Meets ANSI/BIFMA Standards
Lifetime Limited Warranty

Dimensions

Center Section HB

Seat	26"W x 21"D x 17"H
Back	26"W x 12.25"H
Overall Size	26"W x 30"D x 43"H
C.O.M.	3 yds
C.O.L.	54 sqft.

Right Hand End Unit HB

Seat	26"W x 21"D x 17"H
Back	30"W x 26"H
Overall Size	30"W x 30"D x 43"H
C.O.M.	5.5 yds
C.O.L.	99 sqft.

Left Hand End Unit HB

Seat	26"W x 21"D x 17"H
Back	30"W x 26"H
Overall Size	30"W x 30"D x 43"H
C.O.M.	5.5 yds
C.O.L.	99 sqft.

Quarter Round Inside Corner HB

Seat	21"R x 17"H
Back	26"H
Overall Size	30"W x 30"D x 43"H
C.O.M.	4.5 yds
C.O.L.	99 sqft

Quarter Round Outside Corner HB

Seat	21"R x 17"H
Back	26"H
Overall Size	30"W x 30"D x 43"H
C.O.M.	2.75 yds
C.O.L.	54 sqft

Square Inside Corner HB

Seat	30"W x 30"D x 17"H
Back	26"H
Overall Size	30"W x 30"D x 43"H
C.O.M.	5 yds
C.O.L.	99 sqft

Square Outside Corner HB

Seat	30"W x 30"D x 17"H
Back	26"H
Overall Size	30"W x 30"D x 43"H
C.O.M.	3.75 yds
C.O.L.	54 sqft

Worksurface

WKS 25	25"W x 11"D x .75"H
WKS 29	29"W x 11"D x .75"H
WKS Radius	30"W x 11"D x .75"H

Corian Worksurfaces .5"H

Option Pricing

	Standard Powder Coat Finish Options -	
	Specify Finish Option From Above	N/C
WKS 25 LAM	Laminate Work Surface - 25	\$445
WKS 29 LAM	Laminate Work Surface - 29	\$445
WKS Radius LAM	Laminate Work Surface - Corner	\$950
WKS 25 WDL	Wood Work Surface - 25	\$575
WKS 29 WDL	Wood Work Surface - 29	\$575
WKS Radius WDL	Wood Work Surface - Corner	\$1,125
WKS 25 COR	Corian Work Surface - 25	\$1,195
WKS 29 COR	Corian Work Surface - 29	\$1,195
WKS Radius COR	Corian Work Surface - Corner	\$1,950
F1	CAL 133 Compliance, Seat Only	\$275
MB1	Moisture Barrier, Chairs, Corner Units, Seats only	\$60
GD	Integrated Ganging Connector -	
	Connects Two Upholstered Pieces	\$25
PGS	Plastic Glides, Set of Four	\$20
FGS	Felt Glides, Set of Four	\$20
PWR	Power Outlet - Two Plugs and Two USB Ports	\$515

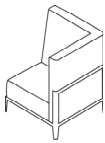
SCAPE HIGH BACK

COM/Grade A Grade B Grade C Grade D Grade E Grade F Grade G Grade H Leather COL



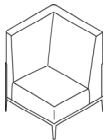
Center Section Unit High Back

5521HB	2160	2225	2340	2380	2445	2650	2785	2955	3295	2315
--------	------	------	------	------	------	------	------	------	------	------



Left Hand End Unit High Back

5522HB	2970	3065	3210	3270	3360	3640	3820	4065	4535	3185
--------	------	------	------	------	------	------	------	------	------	------



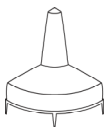
Right Hand End Unit High Back

5523HB	2970	3065	3210	3270	3360	3640	3820	4065	4535	3185
--------	------	------	------	------	------	------	------	------	------	------



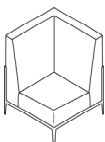
Quarter Round Inside Corner High Back

5526HB	3395	3490	3665	3735	3835	4150	4360	4635	5175	3625
--------	------	------	------	------	------	------	------	------	------	------



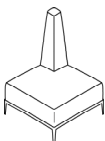
Quarter Round Outside Corner High Back

5527HB	2155	2220	2325	2370	2430	2640	2760	2945	3285	2305
--------	------	------	------	------	------	------	------	------	------	------



Square Inside Corner High Back
90° Transition Unit

5528HB	3025	3120	3270	3340	3425	3705	3890	4140	4615	3240
--------	------	------	------	------	------	------	------	------	------	------

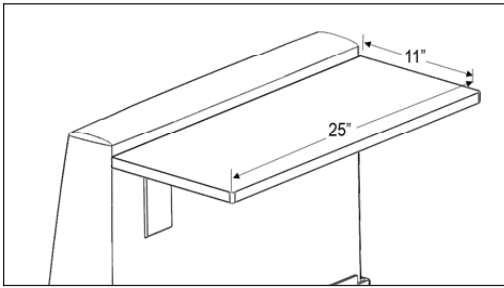


Square Outside Corner High Back

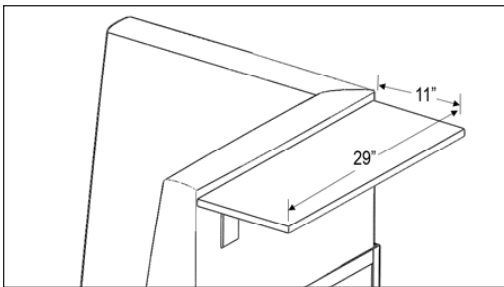
5529HB	2190	2255	2370	2410	2475	2680	2810	2995	3340	2345
--------	------	------	------	------	------	------	------	------	------	------

SCAPE HIGH BACK

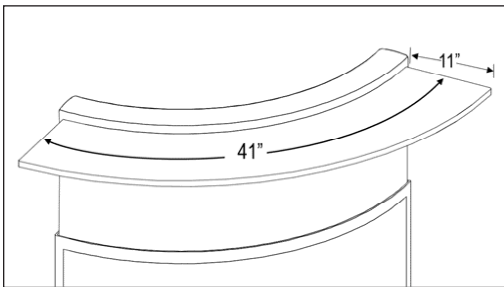
Worksurfaces for Scape High Back



WKS25 Can be installed on 5521HB, 5522HB, 5523HB



WKS29 Can be installed on 5528HB



WKS30 Can be installed on 5526HB

Upholstery and Planning Notes

Layout plans should be sent with PO when possible

CAD 2D, 3D, Revit and CET symbols available on website

Source International will cut randomly off the bolt with our best layout discretion as standard procedure

Solid fabrics with some stretch are best suited for the curved seating units in Scape

Fabrics with stiff backing can cause upholstery wrinkles on the curved units

For patterns, please let us know if a specific pattern layout is desired or if you want pattern matching from unit to unit

Additional fabric will be required and costs will need to be specially quoted based on total quantities

Fabrics in our graded in program are not automatically approved for all Scape units

To submit fabrics for approval, please note the products they will be used on and send to:

Customer Relations/Fabric Approva

Source International

17 Gilmore Drive

Sutton, MA 01590

cr@sourceinternationaldesign.com

SCAPE PRIVATE CLUB

How to Build a Scape Private Club Number

5550 - SCR - NP

Style
5550 Private Club

Frame Finish - Textured
SCR Soft Chrome (standard)
BLK Black Matte
WHT White
LBNZ Light Bronze
MBNZ Medium Bronze
DBNZ Dark Bronze
GMTL Gunmetal

Power Outlets
NP No Power (standard)
PWR __ C __ C center location only

Features

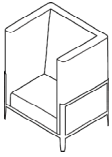
Scape Private Club is 49" high. The Scape high back units are 43" high
Frame/Base is textured powdercoat finish in seven color options
Power and USB Port Option available in Center Location only
108" cord for each power unit
Power plate finish will match seating unit frame finish
Power Components are UL Listed
Greenguard Certified
Meets ANSI/ BIFMA Standards
Lifetime Limited Warranty

Dimensions

Private Club
Seat 30"W x 21"D x 17"H
Back 30"W x 33.25"H
Overall Size 38"W x 30"D x 49"H
C.O.M. 9 yds

Option Pricing

F3	Cal 133 Compliance - Private Club	\$170
MB1	Moisture Barrier - Seat Only	\$60
GD	Ganging Device (connects two upholstered pieces)	\$25
FG-1	Felt Glide Sleeve for chair, set of four	\$60
PWR	Power Outlet-Two Power and Two USB Ports	\$515



Private Club

5550

4030

4150

4355

4435

4555

4935

5175

5510

Upholstery and Planning Notes

Layout plans should be sent with PO when possible

CAD 2D, 3D, Revit and CET symbols available on website

Source International will cut randomly off the bolt with our best layout discretion as standard procedure

Solid fabrics with some stretch are best suited for the curved seating units in Scape

Fabrics with stiff backing can cause upholstery wrinkles on the curved units

For patterns, please let us know if a specific pattern layout is desired or if you want pattern matching from unit to unit

Additional fabric will be required and costs will need to be specially quoted based on total quantities

Fabrics in our graded in program are not automatically approved for all Scape units

To submit fabrics for approval, please note the products they will be used on and send to:

Customer Relations/Fabric Approval

Source International

17 Gilmore Drive

Sutton, MA 01590

cr@sourceinternationaldesign.com

SCAPE TABLES

How to Build a Scape Table Number

5530 - SCR - WDT - NAT

Style

- 5530 Table 30" x 30" x 9"H
- 5531 Table 30" x 30" x 15" H
- 5532 Quarter Radius Table 30" x 30" x 15" H
- 5533 Quarter Radius Table 30" x 30" x 9" H
- 5536 Power Table 30" x 30" x 15"H

Frame Finish - Textured

- SCR Soft Chrome (standard)
- BLK Black Matte
- WHT White
- LBNZ Light Bronze
- MBNZ Medium Bronze
- DBNZ Dark Bronze
- GMTL Gunmetal

Table Top

- WDT Wood Top
- LAM Laminate Top
- COR Corian Top
- GLS Glass Top

Top Finish

WDT Wood Finish

- NAT Natural
- CHY Cherry
- WCH Warm Cherry
- MAH Mahogany
- ESP Espresso
- WLT Weathered Light
- WMD Weathered Medium
- WCR Walnut
- WGR Weathered Grey
- DWNT Dark Walnut
- 001 Black
- 999 Custom

LAM Laminate Color

- WHT Linen Matte D427-60
- BLK Black
- MPL Fusion Maple 7909-60
- GRY Fashion Grey D381-60
- GRY2 Slate Grey D91-60
- WLT Montana Walnut 7110K-78
- TEAK Studio Teak 7960K-18

COR Corian

- Glacier White

Features

- Scape Tables offered with six textured frame finish options
- Four Table Top Finish Material Options
- Laminates are all by Wilsonart
- Corian color is Glacier White
- Glass Top is white painted back
- Power Table available with laminate top only
- Corian and Glass Table tops are field installed and attached to frame with double back adhesive tape
- Wood and Laminate tops mechanically fastened to frame
- Power Table is standard with two power outlets and two USB ports on opposite table sides
- 108" cord for Power Table, one for each power unit
- Power plate finish will match table frame finish
- Power Components are UL Listed
- Lifetime Limited Warranty

Option Pricing

PGS	Plastic Glides, set of four	\$20
FGS	Felt Glides, set of four	\$20
999	Set up Charge for Custom Wood Finish	\$225 NET

SCAPE TABLES

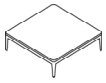


Table
30" x 30" x 9"

5530 WDT	Wood Top	1235
5530 LAM	Laminate Top	1495
5530 GLS	Glass Top	1290
5530 COR	Corian Top	2775

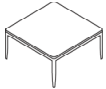


Table
30" x 30" x 15"

5531WDT	Wood Top	1320
5531 LAM	Laminate Top	1580
5531 GLS	Glass Top	1360
5531 COR	Corian Top	2865



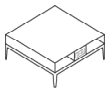
Quarter Radius Table
30" x 30" x 15"

5532 WDT	Wood Top	1190
5532 LAM	Laminate Top	1205
5532GLS	Glass Top	1235
5532 COR	Corian Top	2480



Quarter Radius Table
30" x 30" x 9"

5533 WDT	Wood Top	1225
5533 LAM	Laminate Top	1240
5533 GLS	Glass Top	1260
5530 COR	Corian Top	2515



Power Table
30" x 30" x 15"

5536LAM	Laminate Top	5185
----------------	--------------	-------------

SCAPE POWER INFORMATION

Each Power Outlet will have two Power, two 2.1 AMP USB and a 108" Power Cord in Black



Features

2.50" x 6" 2 Power Outlet – 2 UBS Outlets

12A, 120 VAC Spill Resistant receptacles

USB charging ports that work with USB compatible devices

USB Ratings: 2.1A, 11 watts, 5V/DC

Integral circuit breaker protection

All metal construction

Power plate finish will match seating unit frame finish

Rugged powder coat, and aluminum anodize finishes for lasting durability

Outside Quarter Round units 5525, 5527, and 5527HB do not have power capability

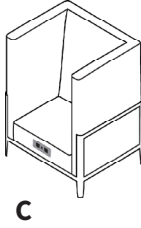
Scape Power Outlet Location Options

L, C and R are Left, Center and Right as you sit in the unit

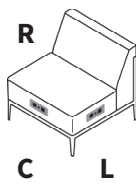
5520



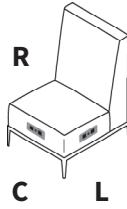
5550



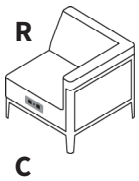
5521



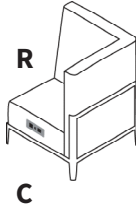
5521HB



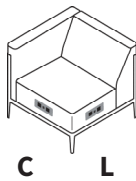
5522



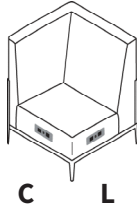
5522HB



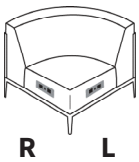
5523



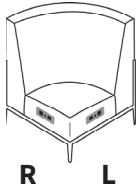
5523HB



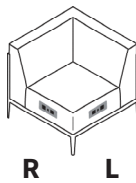
5526



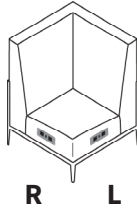
5526HB




5528



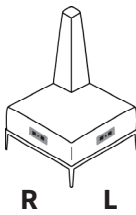
5528HB



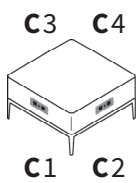
5529



5529HB



5524



SCAPE PILLOWS

How to Build a Scape Pillow Number

5540

Style _____

5540 Pillow 18" x 18"

5540TF Two Fabrics

5541 Pillow 20" x 20"

5541TF Two Fabrics

5542 Pillow 14" x 20"

5542TF Two Fabrics

5543 Pillow 32" x 16" For Scape Private Club

5543TF Two Fabrics

5544 Pillow 16" x 16"

5544TF Two Fabric

Features

All pillows are fully upholstered with sewn seams on all four sides

Two fabric pillows available. If fabric is graded in, price at higher grade level

Filled with 100% premium fiberfill

Pillows to be cut randomly off the bolt

Dimensions

5540	5541	5542	5543	For Scape Private Club
18" x 18"	20" x 20"	14" x 20"		16" x 32"
C.O.M. .6 yds per one pillow .6 yds per side if two fabrics	C.O.M. .6 yds per one pillow .6 yds per side if two fabrics	C.O.M. .5 yds per one pillow .5 yds per side if two fabrics	C.O.M. 1 yd per one pillow .6 yds per side if two fabrics	C.O.M. 1 yd per one pillow .6 yds per side if two fabrics
C.O.L. 10 sqft per one	C.O.L. 10 sqft per one	C.O.L. 9 sqft per one	C.O.L. 15 sqft per one	C.O.L. 15 sqft per one
C.O.L. 5 sqft per side	C.O.L. 5 sqft per side	C.O.L. 5 sqft per side	C.O.L. 8 sqft per side	C.O.L. 8 sqft per side

SCAPE PILLOWS

COM/Grade A Grade B Grade C Grade D Grade E Grade F Grade G Grade H Leather COL



Pillow 18" x 18"

5540		155	160	170	175	185	195	200	235	240	170
5540TF	Two Fabrics	215	220	230	240	250	265	280	315	310	225



Pillow 20" x 20"

5541		160	170	175	180	190	200	215	240	245	225
5541TF	Two Fabrics	215	220	235	240	250	270	280	325	330	225



Pillow 14" x 20"

5542		155	160	170	175	185	195	200	235	240	225
5542TF	Two Fabrics	195	195	215	220	230	240	255	290	295	225



Pillow 16" x 32" For Scape Private Club

5543		155	160	170	175	185	195	200	235	240	225
5543TF	Two Fabrics	195	195	215	220	230	240	255	290	295	225

Pillow 16" x 16"

5544		155	160	170	175	185	195	200	235	240	225
5544TF	Two Fabrics	195	195	215	220	230	240	255	290	295	225

PRICES

All published prices are recommended retail prices. Applicable sales taxes are additional. Prices are subject to change without notice.

PAYMENT TERMS

Net 30 days, with established credit. Until credit is approved, a fifty percent deposit must be sent with the order, the balance is due prior to shipment. Deposits are non-refundable in the event of cancellation. If deposit has been placed on original order, applicable cancellation charges to be deducted from the deposit amount. Remainder of deposit will be held in the form of a credit for future orders.

FREIGHT POLICY

All orders are FOB Destination.

Orders under \$7500 net will incur a minimum freight charge of \$225.

Orders over \$7500 net will be charged the standard 3% of net freight fee.

These fees are applicable for any shipment being made within the contiguous U.S.

Source International reserves the right to select method of shipment and carrier.

CONCEALED DAMAGE

If products are received damaged, a written exception should be made on the bill of lading and an immediate inspection be requested of the carrier. Concealed damage must be reported to the carrier within the specific carrier's predetermined timeline. Failure to make claims shall constitute acceptance of the products and waiver any claims of defects, errors or shortages.

RETURNS AND ALLOWANCES

All product is made to order. No merchandise may be returned without a return authorization and shipping instructions. No credit or allowance will be given for repairs to defective materials unless Source International has given authority to make such repairs.

ORDER ENTRY

All orders must be submitted in writing. Email to cr@sourceinternationaldesign.com or Fax to 508-842-1838.

ACKNOWLEDGEMENTS

All orders will be acknowledged in writing. Orders will be manufactured based on the written acknowledgement. It is the customer's responsibility to review each acknowledgement and communicate with the factory if there are errors within 48 hours.

CANCELLATIONS

Any changes or cancellation may result in charges if materials have entered into production. If an order is cancelled while in production, a cancellation fee will be applied based on the status of order at time of cancellation.

FABRICS

Not all graded in fabrics are approved for all product lines. Send memo samples for approval to:
Source International 17 Gilmore Dr, Sutton, MA 01590.

Please tag memo samples with:

The product the fabric is being reviewed for, and your contact information

Graded In Partners

We are proud to offer graded in fabric programs with the following companies:

Anzea

Architex

Camira

CF Stinson

Camira

DesignTex

Knoll

Maharam

Mayer

Momentum

Ultrafabrics

Customer's Own Material

C.O.M. fabric must be approved prior to acceptance of the order. The material must be provided in 54" wide continuous yardage. All fabric will be directionally cut straight off the bolt unless otherwise specified. A C.O.M. form must be filled out and submitted along with purchase order. Yardage requirements listed are for small patterns or plain materials. The material must be shipped to the factory prepaid and with proper reference to the order. Source International is not responsible for appearance, performance or durability of C.O.M

LEATHER

Leather Prices published in this price list are for our stock leather "MAMMUT" by Wollsdorf Leather in the following colors:

25599 Black

25519 Pewter

35062 Charcoal

Additional leather colors in the Mammut line can be quoted. All other leathers will be priced as COL.