

17W / 19W CHAIR

STOOL

BARIATRIC

TABLES

Price List Effective April 2022



CACHE

How to Build a Cache Number

761 - FL - WA-SAB - NAT or P17006 - BLK - PG - ENG

Style	
761	Cache In fully upholstered
762	Cache In finished wood
763	Cache In uph seat/wood back
764	Cache In uph seat/wood back/uph pad
765	Cache Out fully upholstered
766	Cache Out finished wood
767	Cache Out uph seat/wood back
768	Cache Out uph seat/wood back/uph pad
780	Cache Straight fully upholstered
781	Cache Straight finished wood
782	Cache Straight uph seat/wood back
783	Cache Straight uph seat/wood back/uph pad

Frame Style	
FL	Four Leg
CS	With Carpet Casters
WS	Wall Saver Four Leg Frame
SL	Sled

Arm Style	
NA	No Arms
WA-CAB	Cache Arm Black
WA-CAG	Cache Arm Grey
WA-SAB	Straight Arm Black
WA-SAG	Straight Arm Grey

Wood Finish	
NAT	Natural
CHY	Cherry
WCH	Warm Cherry
MAH	Mahogany
ESP	Espresso
WLT	Weathered Light
WMD	Weathered Medium
WGR	Weathered Grey
WNT	Walnut
DWNT	Dark Walnut
999	Custom
001	Black

Painted Wood Finish	
P1	Painted Back
P2	Painted Seat & Back
7006	White
7044	Stone
7035	Light Grey
7012	Dark Grey
8012	Dark Red
3016	Light Red
1032	Yellow
6011	Green
6033	Teal
6034	Aqua
5024	Light Blue
5014	Medium Blue
7040	Light Grey Blue

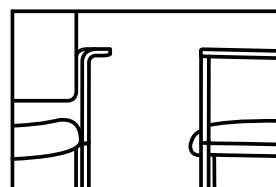
Laser Engraving	
Glide / Caster Style	
PG	Plastic Glide(Std)
MG	Metal Glide
FG	Felt Glide
RS	Rubber Sleeve
C1	Hard Floor Caster
C2	Carpet Caster

Frame Finish	
Standard Powder Coat Finishes	
CHR	Chrome
SCR	Soft Chrome
BLK	Black Matte
WHT	White
LBNZ	Light Bronze
MBNZ	Medium Bronze
DBNZ	Dark Bronze
GMTL	Gunmetal
BRS	Brass


Premium Powder Coat Finishes	
STN	Stone
LGB	Light Grey Blue
DGY	Dark Grey
LBL	Light Blue
AQU	Aqua
GRN	Green
YLW	Yellow
LRD	Light Red

Features

- Three Back Shapes—Cache In, Out, or Straight
- Seat and Back, Fully Upholstered, All Wood or Combination
- Eleven Standard Wood Finishes and Fourteen Standard Painted Wood Finishes
- Four Leg Frame Standard—Wall Saver, Caster, and Sled Frames Optional
- Caster Frame and Sled Frames are Non-Stacking
- Four Leg Chairs Stack Five High on the Floor, Ten High on the Dolly
- Wood Backs Solid as Standard. Perforations on Cache Out or Line Cut on Cache In available.
- Frame Finish options are Chrome, Eight Standard Powder Coat Finishes and Eight Premium Powder Coat Finishes
- Cache and Straight Arm style options in both Black and Grey
- CAL117-2013 Standard, CAL133 Optional
- Meets ANSI/BIFMA Standards
- GREENGUARD Certified
- Lifetime Limited Warranty



Straight Arm



Cache Arm

Dimensions

Cache In -Cache Out

Seat 18.5D x 17.5W x 18H
 Back 17H x 17.5W
 Arm Height 25.5
 Overall Size 22.5W x 22.5D x 35
 19.5W armless

Cache Straight

Seat 18.5D x 17.5W x 18H
 Back 13.25H x 17.5W
 Arm Height 25.5
 Overall Size 22.5W x 22.5D x 31.25H
 19.5W armless
 22.75W straight arm style

COM Fully Upholstered 1.2 yards
 Seats Only .8 yds per 2 seats
 Backs Only .6 yds per one back


COL Fully Upholstered 20 sqft
 Seats Only 7 sqft

Option Pricing

750/IGC	Integrated Ganging Connector (Set) for Armless Chairs	\$45
750/IGA	Integrated Ganging Connector (Set) for Arm Chairs	\$45
750/DL	Transport Dolly, Two-Wheel (6 Chair Capacity)	\$525
750-FW	Storage Dolly, Four-Wheel (10 Chair Capacity)	\$550
SCR	Soft Chrome Powder Coat Frame Finish (Same as BLK Price)	N/C
	Standard Powder Coat Finish Options -	
	Specify Finish Option From Above - Upcharge Over Black	\$80
	Premium Powder Coat Finish Options -	
	Specify Finish Option From Above - Upcharge Over Black	\$80
PPC	Premium Powder Coat Finish Upcharge - Net Charge Per Color Per Order	\$200 NET
P1	Painted Wood Finish For Painted Back - Specify Paint Color Number From Above	\$40
P2	Painted Wood Finish For Seat and Back - Specify Paint Color Number From Above	\$75
F1	CAL 133 Compliance, Seat Only	\$50
F2	CAL 133 Compliance, Seat and Back	\$60
ENG	Laser Engraving	\$40
BRK	Book Rack	\$70
SL	Sled Frame Option	\$110
WS	Wallsaver Four Leg Frame Option	\$40
RS	Rubber Sleeves	\$15
MG	Metal Glides	\$20
FG	Felt Glides	\$20
C1	Hard Floor Caster, Black	\$35
XFS	1/2" Extra Foam For Seat	\$30
999	Custom Wood Finish Option - Set Up Fee	\$225 NET
Perf	Perforations on Cache Out Wood back	N/C
LC	Line Cut on Cache In wood Back	N/C
MB	Moisture Barrier in Seat	\$45


CACHE IN

COM/Grade A Grade B Grade C Grade D Grade E Grade F Grade G Grade H Leather COL




Stacking Chair Armless
Cache In
Four Leg Frame

761-FL-NA-BLK	Fully Upholstered	460	485	530	545	575	645	705	765	895	525
762-FL-NA-BLK	Finished Wood	515									
763-FL-NA-BLK	Upholstered Seat/Wood Back	475	495	530	535	555	605	645	690	655	525
764-FL-NA-BLK	Uph Seat/Wood Back w/Uph Pad	580	600	625	640	660	705	750	795	755	620
761-FI-NA-CHR	Fully Upholstered	550	580	620	640	670	740	800	865	980	615
762-FL-NA-CHR	Finished Wood	545									
763-FL-NA-CHR	Upholstered Seat/Wood Back	580	595	620	635	655	705	745	790	880	615
764-FL-NA-CHR	Uph Seat / Wood Back w/Uph Pad	675	690	720	730	755	805	845	885	975	715




Stacking Chair with Arms
Cache In
Four Leg Frame

761-FL-WA-BLK	Fully Upholstered	540	565	605	620	655	725	790	850	970	600
762-FL-WA-BLK	Finished Wood	620									
763-FL-WA-BLK	Upholstered Seat/Wood Back	580	595	625	635	655	705	745	790	880	620
764-FL-WA-BLK	Uph Seat/Wood Back w/Uph Pad	650	665	700	705	725	775	815	860	950	690
761-FI-WA-CHR	Fully Upholstered	620	650	685	710	735	810	870	930	1055	680
762-FL-WA-CHR	Finished Wood	655									
763-FL-WA-CHR	Upholstered Seat/Wood Back	645	660	685	700	720	770	810	855	945	680
764-FL-WA-CHR	Uph Seat / Wood Back w/Uph Pad	740	755	785	795	820	870	910	955	1040	780



Caster Chair Armless
Cache In
 Four Leg Frame

761-CS-NA-BLK	Fully Upholstered	515	540	585	600	625	700	760	820	950	580
762-CS-NA-BLK	Finished Wood	560									
763-CS-NA-BLK	Upholstered Seat/Wood Back	520	535	565	580	595	645	690	725	820	560
764-CS-NA-BLK	Uph Seat/Wood Back w/Uph Pad	610	630	660	670	695	740	780	825	785	655
761 CS-NA-CHR	Fully Upholstered	605	625	670	685	720	790	855	915	1035	665
762 CS-NA-CHR	Finished Wood	595									
763 CS-NA-CHR	Upholstered Seat/Wood Back	605	620	655	665	685	735	775	815	910	630
764 CS-NA-CHR	Uph Seat / Wood Back w/Uph Pad	700	720	755	765	785	830	875	915	1010	745



Caster Chair with Arms
Cache In
 Four Leg Frame

761-CS-WA-BLK	Fully Upholstered	570	600	645	660	695	760	820	885	1010	635
762-CS-WA-BLK	Finished Wood	665									
763-CS-WA-BLK	Upholstered Seat/Wood Back	620	645	670	680	705	750	795	830	925	665
764-CS-WA-BLK	Uph Seat/Wood Back w/Uph Pad	690	715	740	755	775	820	865	905	1000	735
761 CS-WA-CHR	Fully Upholstered	665	690	735	755	780	855	915	975	1095	730
762 CS-WA-CHR	Finished Wood	695									
763 CS-WA-CHR	Upholstered Seat/Wood Back	670	690	720	730	755	805	845	885	975	715
764 CS-WA-CHR	Uph Seat / Wood Back w/Uph Pad	765	790	820	830	850	900	940	985	1075	810

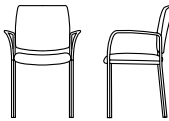
CACHE OUT

COM/Grade A Grade B Grade C Grade D Grade E Grade F Grade G Grade H Leather COL



Stacking Chair Armless
Cache Out
Four Leg Frame

765-FL-NA-BLK	Fully Upholstered	460	485	530	545	575	645	705	765	895	525
766-FL-NA-BLK	Finished Wood	515									
767-FL-NA-BLK	Upholstered Seat/Wood Back	475	495	530	535	555	605	645	690	655	525
768-FL-NA-BLK	Uph Seat/Wood Back w/Uph Pad	580	600	625	640	660	705	750	795	755	620
765-FL-NA-CHR	Fully Upholstered	550	580	620	640	670	740	800	865	980	615
766-FL-NA-CHR	Finished Wood	545									
767-FL-NA-CHR	Upholstered Seat/Wood Back	580	595	620	635	655	705	745	790	880	615
768-FL-NA-CHR	Uph Seat / Wood Back w/Uph Pad	675	690	720	730	755	805	845	885	975	715

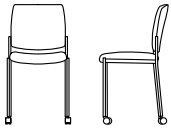


Stacking Chair with Arms
Cache Out
Four Leg Frame

765-FL-WA-BLK	Fully Upholstered	540	565	605	620	655	725	790	850	970	600
766-FL-WA-BLK	Finished Wood	620									
767-FL-WA-BLK	Upholstered Seat/Wood Back	580	595	625	635	655	705	745	790	880	620
768-FL-WA-BLK	Uph Seat/Wood Back w/Uph Pad	650	665	700	705	725	775	815	860	950	690
765-FL-WA-CHR	Fully Upholstered	620	650	685	710	735	810	870	930	1055	680
766-FL-WA-CHR	Finished Wood	655									
767-FL-WA-CHR	Upholstered Seat/Wood Back	645	660	685	700	720	770	810	855	945	680
768-FL-WA-CHR	Uph Seat / Wood Back w/Uph Pad	740	755	785	795	820	870	910	955	1040	780

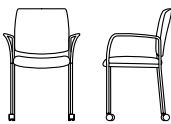
CACHE OUT

COM/Grade A Grade B Grade C Grade D Grade E Grade F Grade G Grade H Leather COL



Stacking Chair Armless
Cache Out
Four Leg Frame

765-CS-NA-BLK	Fully Upholstered	515	540	585	600	625	700	760	820	950	580
766-CS-NA-BLK	Finished Wood	560									
767-CS-NA-BLK	Upholstered Seat/Wood Back	520	535	565	580	595	645	690	725	820	560
768-CS-NA-BLK	Uph Seat/Wood Back w/Uph Pad	610	630	660	670	695	740	780	825	785	655
765 CS-NA-CHR	Fully Upholstered	605	625	670	685	720	790	855	915	1035	665
766 CS-NA-CHR	Finished Wood	595									
767 CS-NA-CHR	Upholstered Seat/Wood Back	605	620	655	665	685	735	775	815	910	630
768 CS-NA-CHR	Uph Seat / Wood Back w/Uph Pad	700	720	755	765	785	830	875	915	1010	745



Caster Chair with Arms
Cache Out
Four Leg Frame

765-CS-WA-BLK	Fully Upholstered	570	600	645	660	695	760	820	885	1010	635
766-CS-WA-BLK	Finished Wood	665									
767-CS-WA-BLK	Upholstered Seat/Wood Back	620	645	670	680	705	750	795	830	925	665
768-CS-WA-BLK	Uph Seat/Wood Back w/Uph Pad	690	715	740	755	775	820	865	905	1000	735
765 CS-WA-CHR	Fully Upholstered	665	690	735	755	780	855	915	975	1095	730
766 CS-WA-CHR	Finished Wood	695									
767 CS-WA-CHR	Upholstered Seat/Wood Back	670	690	720	730	755	805	845	885	975	715
768 CS-WA-CHR	Uph Seat / Wood Back w/Uph Pad	765	790	820	830	850	900	940	985	1075	810

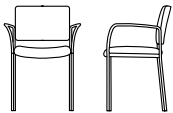
CACHE STRAIGHT

COM/Grade A Grade B Grade C Grade D Grade E Grade F Grade G Grade H Leather COL



Stacking Chair Armless
Cache Straight
 Four Leg Frame

780-FL-NA-BLK	Fully Upholstered	460	485	530	545	575	645	705	765	895	525
781-FL-NA-BLK	Finished Wood	515									
782-FL-NA-BLK	Upholstered Seat/Wood Back	475	495	530	535	555	605	645	690	655	525
783-FL-NA-BLK	Uph Seat/Wood Back w/Uph Pad	580	600	625	640	660	705	750	795	755	620
780-FI-NA-CHR	Fully Upholstered	550	580	620	640	670	740	800	865	980	615
781-FL-NA-CHR	Finished Wood	545									
782-FL-NA-CHR	Upholstered Seat/Wood Back	580	595	620	635	655	705	745	790	880	615
783-FL-NA-CHR	Uph Seat / Wood Back w/Uph Pad	675	690	720	730	755	805	845	885	975	715

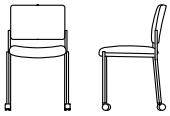


Stacking Chair with Arms
Cache Straight
 Four Leg Frame

780-FL-WA-BLK	Fully Upholstered	540	565	605	620	655	725	790	850	970	600
781-FL-WA-BL	Finished Wood	620									
782-FL-WA-BL	Upholstered Seat/Wood Back	580	595	625	635	655	705	745	790	880	620
783-FL-WA-BL	Uph Seat/Wood Back w/Uph Pad	650	665	700	705	725	775	815	860	950	690
780-FI-WA-CHR	Fully Upholstered	620	650	685	710	735	810	870	930	1055	680
781-FL-WA-CHR	Finished Wood	655									
782-FL-WA-CHR	Upholstered Seat/Wood Back	645	660	685	700	720	770	810	855	945	680
783-FL-WA-CHR	Uph Seat / Wood Back w/Uph Pad	740	755	785	795	820	870	910	955	1040	780

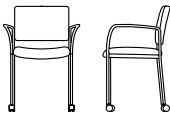
CACHE STRAIGHT

COM/Grade A Grade B Grade C Grade D Grade E Grade F Grade G Grade H Leather COL



Caster Chair Armless
Cache Straight
Four Leg Frame

780-CS-NA-BLK	Fully Upholstered	515	540	585	600	625	700	760	820	950	580
781-CS-NA-BLK	Finished Wood	560									
782-CS-NA-BLK	Upholstered Seat/Wood Back	520	535	565	580	595	645	690	725	820	560
783-CS-NA-BLK	Uph Seat/Wood Back w/Uph Pad	610	630	660	670	695	740	780	825	785	655
780-CS-NA-CHR	Fully Upholstered	605	625	670	685	720	790	855	915	1035	665
781-CS-NA-CHR	Finished Wood	595									
782-CS-NA-CHR	Upholstered Seat/Wood Back	605	620	655	665	685	735	775	815	910	630
783-CS-NA-CHR	Uph Seat / Wood Back w/Uph Pad	700	720	755	765	785	830	875	915	1010	745



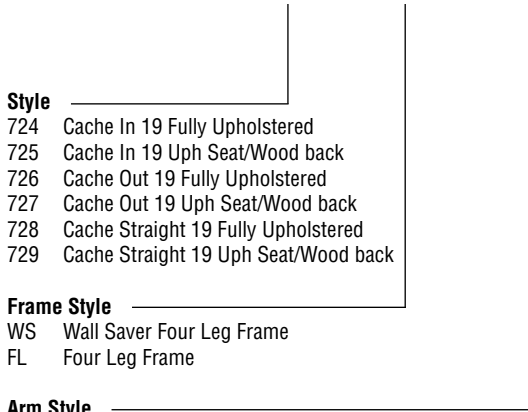
Caster Chair with Arms
Cache Straight
Four Leg Frame

780-CS-WA-BLK	Fully Upholstered	570	600	645	660	695	760	820	885	1010	635
781-CS-WA-BLK	Finished Wood	665									
782-CS-WA-BLK	Upholstered Seat/Wood Back	620	645	670	680	705	750	795	830	925	665
783-CS-WA-BLK	Uph Seat/Wood Back w/Uph Pad	690	715	740	755	775	820	865	905	1000	735
780-CS-WA-CHR	Fully Upholstered	665	690	735	755	780	855	915	975	1095	730
781-CS-WA-CHR	Finished Wood	695									
782-CS-WA-CHR	Upholstered Seat/Wood Back	670	690	720	730	755	805	845	885	975	715
783-CS-WA-CHR	Uph Seat / Wood Back w/Uph Pad	765	790	820	830	850	900	940	985	1075	810

CACHE 19

How to Build a Cache 19 Number

724 - WS - WA-SAB - NAT or P17006 - BLK - PG - ENG



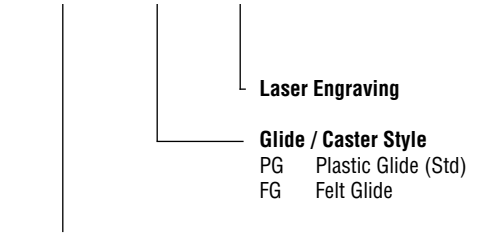
- Style**
- 724 Cache In 19 Fully Upholstered
 - 725 Cache In 19 Uph Seat/Wood back
 - 726 Cache Out 19 Fully Upholstered
 - 727 Cache Out 19 Uph Seat/Wood back
 - 728 Cache Straight 19 Fully Upholstered
 - 729 Cache Straight 19 Uph Seat/Wood back

- Frame Style**
- WS Wall Saver Four Leg Frame
 - FL Four Leg Frame

- Arm Style**
- NA No Arms
 - WA-CAB Cache Arm Black
 - WA-CAG Cache Grey Arm
 - WA-SAB Straight Arm Black
 - WA-SAG Straight Arm Grey

- Wood Finish**
- NAT Natural
 - CHY Cherry
 - WCH Warm Cherry
 - MAH Mahogany
 - ESP Espresso
 - WLT Weathered Light
 - WMD Weathered Medium
 - WGR Weathered Grey
 - WNT Walnut
 - DWNT Dark Walnut
 - 999 Custom
 - 001 Black

- Painted Wood Finish**
- P1 Painted Back
 - 7006 White
 - 7044 Stone
 - 7035 Light Grey
 - 7012 Dark Grey
 - 8012 Dark Red
 - 3016 Light Red
 - 1032 Yellow
 - 6011 Green
 - 6033 Teal
 - 6034 Aqua
 - 5024 Light Blue
 - 5014 Medium Blue
 - 7040 Light Grey Blue



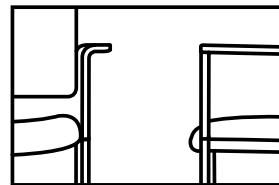
Frame Finish

- Standard Powder Coat Finishes**
- CHR Chrome
 - SCR Soft Chrome
 - BLK Black Matte
 - WHT White
 - LBNZ Light Bronze
 - MBNZ Medium Bronze
 - DBNZ Dark Bronze
 - GMTL Gunmetal
 - BRS Brass

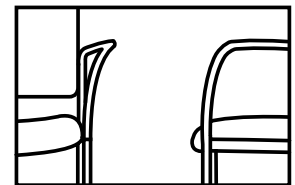
- Premium Powder Coat Finishes**
- STN Stone
 - LGB Light Grey Blue
 - DGY Dark Grey
 - LBL Light Blue
 - AQU Aqua
 - GRN Green
 - YLW Yellow
 - LRD Light Red

Features

- Three Back Shapes—Cache In, Out, or Straight
- Fully Upholstered or Upholstered Seat with Wood Back
- Eleven Standard Wood Finishes and Fourteen Standard Painted Wood Finishes
- Wall Saver Frame Standard, FL Four Leg Frame Optional
- Wood Backs Solid as Standard. Perforations on Cache Out or Line Cut on Cache In available.
- Frame Finish options are Chrome, Eight Standard Powder Coat Finishes and Eight Premium Powder Coat Finishes
- Cache and Straight Arm style options in both Black and Grey
- Stacks Five High on the Floor, Ten High on the Dolly
- CAL117-2013 Standard, CAL133 Optional
- Meets ANSI/BIFMA Large Occupant Standards
- GREENGUARD Certified
- Lifetime Limited Warranty



Straight Arm



Cache Arm

Dimensions

Cache In -Cache Out

Seat 18.5D x 19W x 18H
 Back 17H x 19W
 Arm Height 25.5
 Overall Size 24W x 22.5D x 35H
 21W armless

Cache Straight

Seat 18.5D x 19W x 18H
 Back 13.25H x 19W
 Arm Height 25.5
 Overall Size 24W x 22.5D x 31.25H
 21W armless
 24.25W straight arm style

COM Fully Upholstered 1.2 yds
 Seats Only .8 yds per 2 seats
 Backs Only .6 yds per one back

COL Fully Upholstered 20 sqft
 Seats Only 7 sqft

Option Pricing

FL	Four Leg Frame Option	N/C
SCR	Soft Chrome Powder Coat Frame Finish (Same as BLK Price)	N/C
	Standard Powder Coat Finish Options -	
	Specify Finish Option From Above - Upcharge Over Black	\$80
	Premium Powder Coat Finish Options -	
	Specify Finish Option From Above - Upcharge Over Black	\$80
PPC	Premium Powder Coat Finish Upcharge - Net Charge Per Color Per Order	\$200 NET
P1	Painted Wood Finish For Painted Back - Specify Paint Color Number From Above	\$35
F1	CAL 133 Compliance, Seat Only	\$50
F2	CAL 133 Compliance, Seat and Back	\$65
XFS	1/2" Extra Foam For Seat	\$30
FG	Felt Glides	\$20
MG	Metal Glides (FL Frame Only)	\$20
ENG	Laser Engraving	\$40
999	Custom Wood Finish Option - Set Up Fee	\$225 NET
724/FW	Storage Dolly, Four-Wheel (10 Chair Capacity)	\$550
Perf	Perforations on Cache Out Wood back	N/C
LC	Line Cut on Cache In wood Back	N/C
MB	Moisture Barrier in Seat	\$45

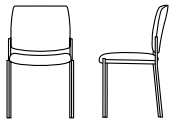
CACHE 19

COM/Grade A Grade B Grade C Grade D Grade E Grade F Grade G Grade H Leather COL



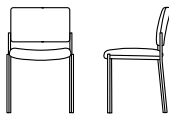
19 in. Wide Stacking Chair, Armless
Cache In
 Wall Saver Frame

724-WS-NA-BLK	Fully Upholstered	540	565	610	625	660	725	790	865	975	605
725-WS-NA-BLK	Upholstered Seat/Wood Back	625	655	695	710	740	810	870	935	1060	685
724-WS-NA-CHR	Fully Upholstered	595	620	660	675	710	775	845	905	1055	655
725-WS-NA-CHR	Upholstered Seat/Wood Back	670	685	730	725	745	800	835	875	975	725



19 in. Wide Stacking Chair, Armless
Cache Out
 Wall Saver Frame

726-WS-NA-BLK	Fully Upholstered	540	565	610	625	660	725	790	865	975	605
727-WS-NA-BLK	Upholstered Seat/Wood Back	625	655	695	710	740	810	870	935	1060	685
726-WS-NA-CHR	Fully Upholstered	595	620	660	675	710	775	845	905	1055	655
727-WS-NA-CHR	Upholstered Seat/Wood Back	670	685	730	725	745	800	835	875	975	725



19 in. Wide Stacking Chair, Armless
Cache Straight
 Wall Saver Frame

728-WS-NA-BLK	Fully Upholstered	540	565	610	625	660	725	790	865	975	605
729-WS-NA-BLK	Upholstered Seat/Wood Back	625	655	695	710	740	810	870	935	1060	685
728-WS-NA-CHR	Fully Upholstered	595	620	660	675	710	775	845	905	1055	655
729-WS-NA-CHR	Upholstered Seat/Wood Back	670	685	730	725	745	800	835	875	975	725

COM/Grade A Grade B Grade C Grade D Grade E Grade F Grade G Grade H Leather COL



19 in. Wide Stacking Chair With Arms
Cache In
 Wall Saver Frame

724-WS-WA-BLK	Fully Upholstered	595	620	660	675	710	775	845	905	1055	655
725-WS-WA-BLK	Upholstered Seat/Wood Back	630	655	680	695	715	765	805	850	950	675
724-WS-WA-CHR	Fully Upholstered	675	700	745	765	790	865	925	985	1140	740
725-WS-WA-CHR	Upholstered Seat/Wood Back	720	735	770	780	795	850	885	930	1025	760



19 in. Wide Stacking Chair With Arms
Cache Out
 Wall Saver Frame

726-WS-WA-BLK	Fully Upholstered	595	620	660	675	710	775	845	905	1055	655
727-WS-WA-BLK	Upholstered Seat/Wood Back	630	655	680	695	715	765	805	850	950	675
726-WS-WA-CHR	Fully Upholstered	675	700	745	765	790	865	925	985	1140	740
727-WS-WA-CHR	Upholstered Seat/Wood Back	720	735	770	780	795	850	885	930	1025	760



19 in. Wide Stacking Chair With Arms
Cache Straight
 Wall Saver Frame

728-WS-WA-BLK	Fully Upholstered	595	620	660	675	710	775	845	905	1055	655
729-WS-WA-BLK	Upholstered Seat/Wood Back	630	655	680	695	715	765	805	850	950	675
728-WS-WA-CHR	Fully Upholstered	675	700	745	765	790	865	925	985	1140	740
729-WS-WA-CHR	Upholstered Seat/Wood Back	720	735	770	780	795	850	885	930	1025	760

CACHE BARIATRIC

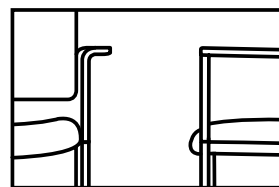
How to Build a Cache Bariatric Product Number

770 - WA-SAB - NAT or P17006 - BLK - PG


<p>Style</p> <p>770 Bariatric Cache In, uph seat/wood back 771 Bariatric Cache In, fully upholstered 772 Bariatric Cache Out, uph seat/wood back 773 Bariatric Cache Out, fully upholstered 774 Bariatric Cache Straight, uph seat/wood back 775 Bariatric Cache Straight, fully upholstered</p> <p>Arm Style</p> <p>WA-CAB Cache Arm Black WA-CAG Cache Grey Arm WA-SAB Straight Arm Black WA-SAG Straight Arm Grey</p>	<p>Wood Finish</p> <p>NAT Natural CHY Cherry WCH Warm Cherry MAH Mahogany ESP Espresso WLT Weathered Light WMD Weathered Medium WGR Weathered Grey WNT Walnut DWNT Dark Walnut 999 Custom 001 Black</p> <p>Painted Wood Finish</p> <p>P1 Painted Back</p> <p>7006 White 7044 Stone 7035 Light Grey 7012 Dark Grey 8012 Dark Red 3016 Light Red 1032 Yellow 6011 Green 6033 Teal 6034 Aqua 5024 Light Blue 5014 Medium Blue 7040 Light Grey Blue</p>	<p>Glide</p> <p>PG Plastic Glides (standard) MG Metal Glides RS Rubber Sleeves FG Felt Glides</p> <p>Frame Finish</p> <p>Standard Powder Coat Finishes</p> <p>CHR Chrome SCR Soft Chrome BLK Black Matte WHT White LBNZ Light Bronze MBNZ Medium Bronze DBNZ Dark Bronze GMTL Gunmetal BRS Brass</p> <p>Premium Powder Coat Finishes</p> <p>STN Stone LGB Light Grey Blue DGY Dark Grey LBL Light Blue AQU Aqua GRN Green YLW Yellow LRD Light Red</p>
--	--	--

Features

- 500 lb Static Load Tested
- Three Back Shapes—Cache In, Out, or Straight
- Fully Upholstered or Upholstered Seat with Wood Back
- Eleven Standard Wood Finishes and Fourteen Standard Painted Wood Finishes
- WS Wall Saver Frame Standard
- Wood Backs Solid as Standard. Perforations on Cache Out or Line Cut on Cache In available.
- Frame Finish options are Chrome, Eight Standard Powder Coat Finishes and Eight Premium Powder Coat Finishes
- Cache and Straight Arm style options in both Black and Grey
- CAL117-2013 Standard, CAL133 Optional
- Meets ANSI/BIFMA Standards
- GREENGUARD Certified
- Lifetime Limited Warranty



Straight Arm



Cache Arm

Dimensions

Cache In -Cache Out

Seat	18.5D x 26W x 18H
Back	16.5H x 26W
Arm Height	25.5
Overall Size	31W x 22.5D x 33.5H 21W armless

Cache Straight

Seat	18.5D x 26W x 18H
Back	12.5H x 26W
Arm Height	25.5
Overall Size	31W x 22.5D x 31.25H 21W armless 31.25W straight arm style1


COM	Fully Upholstered	2 yds
	Seats Only	1 yd
	Backs Only	1.2 yds
COL	Fully Upholstered	34 sqft

Option Pricing

P1	Painted Wood Finish For Painted Back - Specifiy Paint Color Number From Above	\$45
SCR	Soft Chrome Powder Coat Frame Finish (Same as BLK Price)	N/C
	Standard Powder Coat Finish Options -	
	Specify Finish Option From Above - Upcharge Over Black	\$80
	Premium Powder Coat Finish Options -	
	Specify Finish Option From Above - Upcharge Over Black	\$80
PPC	Premium Powder Coat Finish Upcharge - Net Charge Per Color Per Order	\$200 NET
XFS	1/2" Extra Foam For Seat	\$40
FG	Felt Glides	\$20
ENG	Laser Engraving	\$40
999	Custom Wood Finish Option - Set Up Fee	\$225 NET
Perf	Perforations on Cache Out Wood back	N/C
LC	Line Cut on Cache In wood Back	N/C
F1	CAL 133 Compliance, Seat Only	\$45
F2	CAL 133 Compliance, Seat and Back	\$65
MB1	Moisture Barrier in Seat	\$65

CACHE BARIATRIC

COM/Grade A Grade B Grade C Grade D Grade E Grade F Grade G Grade H Leather COL



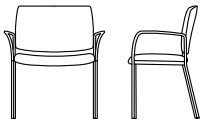
Cache In Bariatric
Fully Upholstered Seat/Wood Back

770-WA-BLK-NAT-PG	990	1015	1055	1070	1095	1155	1205	1260	1325	1040
770-WA-CHR-NAT-PG	1135	1155	1200	1210	1240	1305	1355	1410	1475	1190



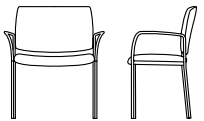
Cache In Bariatric
Fully Upholstered

771-WA-BLK-PG	975	1020	1090	1120	1175	1290	1390	1495	1705	1080
771-WA-CHR-PG	1120	1165	1240	1265	1315	1430	1535	1640	1855	1225



Cache Out Bariatric
Fully Upholstered Seat/Wood Back

772-WA-BLK-NAT-PG	990	1015	1055	1070	1095	1155	1205	1260	1325	1040
772-WA-CHR-NAT-PG	1135	1155	1200	1210	1240	1305	1355	1410	1475	1190



Cache Out Bariatric
Fully Upholstered

773-WA-BLK-PG	975	1020	1090	1120	1175	1290	1390	1495	1705	1080
773-WA-CHR-PG	1120	1165	1240	1265	1315	1430	1535	1640	1855	1225

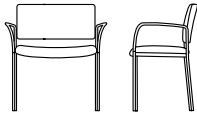
CACHE BARIATRIC

COM/Grade A Grade B Grade C Grade D Grade E Grade F Grade G Grade H Leather COL



Cache Straight Bariatric
Fully Upholstered Seat/Wood Back

774-WA-BLK-NAT-PG	990	1015	1055	1070	1095	1155	1205	1260	1325	1040
774-WA-CHR-NAT-PG	1135	1155	1200	1210	1240	1305	1355	1410	1475	1190



Cache Straight Bariatric
Fully Upholstered

775-WA-BLK-PG	975	1020	1090	1120	1175	1290	1390	1495	1705	1080
775-WA-CHR-PG	1120	1165	1240	1265	1315	1430	1535	1640	1855	1225

CACHE STOOL

How to Build a Cache Stool Number

761 - CH24 - WA-SAB - NAT or P17006 - BLK - PG - ENG

Style	
761	Cache In fully upholstered
762	Cache In finished wood
763	Cache In uph seat/wood back
764	Cache In uph seat/wood back/uph pad
765	Cache Out fully upholstered
766	Cache Out finished wood
767	Cache Out uph seat/wood back
768	Cache Out uph seat/wood back/uph pad
780	Cache Straight fully upholstered
781	Cache Straight finished wood
782	Cache Straight uph seat/wood back
783	Cache Straight uph seat/wood back/uph pad

Frame Style	
CH24	Counter Stool
STL30	Bar Stool

Arm Style	
NA	No Arms
WA-CAB	Cache Arm Black
WA-CAG	Cache Grey Arm
WA-SAB	Straight Arm Black
WA-SAG	Straight Arm Grey

Wood Finish	
NAT	Natural
CHY	Cherry
WCH	Warm Cherry
MAH	Mahogany
ESP	Espresso
WLT	Weathered Light
WMD	Weathered Medium
WGR	Weathered Grey
WNT	Walnut
DWNT	Dark Walnut
999	Custom
001	Black

Painted Wood Finish	
P1	Painted Back
P2*	Painted Seat & Back

7006	White
7044	Stone
7035	Light Grey
7012	Dark Grey
8012	Dark Red
3016	Light Red
1032	Yellow
6011	Green
6033	Teal
6034	Aqua
5024	Light Blue
5014	Medium Blue
7040	Light Grey Blue

*P2 for standard Cache chairs and stools only. Not available on Cache 19 and Cache Bariatric

Laser Engraving	
Glide / Caster Style	
PG	Plastic Glide(Std)
MG	Metal Glide
FG	Felt Glide
RS	Rubber Sleeve

Frame Finish

Standard Powder Coat Finishes

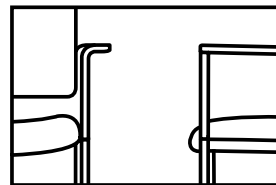
CHR	Chrome
SCR	Soft Chrome
BLK	Black Matte
WHT	White
LBNZ	Light Bronze
MBNZ	Medium Bronze
DBNZ	Dark Bronze
GMTL	Gunmetal
BRS	Brass

Premium Powder Coat Finishes

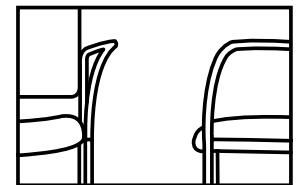
STN	Stone
LGB	Light Grey Blue
DGY	Dark Grey
LBL	Light Blue
AQU	Aqua
GRN	Green
YLW	Yellow
LRD	Light Red

Features

Three Back Shapes—Cache In, Out, or Straight
 Seat and Back, Fully Upholstered, All Wood or Combination
 Eleven Standard Wood Finishes and Fourteen Standard Painted Wood Finishes
 Wood Backs Solid as Standard. Perforations on Cache Out or Line Cut on Cache In available.
 Frame Finish options are Chrome, Eight Standard Powder Coat Finishes and Eight Premium Powder Coat Finishes
 Cache and Straight Arm style options in both Black and Grey
 CAL117-2013 Standard, CAL133 Optional
 Meets ANSI/BIFMA Standards
 GREENGUARD Certified
 Lifetime Limited Warranty



Straight Arm



Cache Arm

Dimensions

Cache In -Cache Out

CH24 Stool

Seat	18.5D x 17.5W x 24H
Back	15H x 17.5W
Overall Size	22.5W x 22.5D x 39H
	19.5W armless
	22.75W straight arm style

STL30 Stool

Seat	18.5D x 17.5W x 30H
Back	15H x 17.5W
Overall Size	22.5W x 22.5D x 45H
	19.5W armless
	22.75W straight arm style

COM	Fully Upholstered	1.2 yards
	Seats Only	.8yds per 2 seats
	Backs Only	.6 yds per one back
COL	Fully Upholstered	20 sqft
	Seats Only	7 sqft

Cache Straight

CH24 Stool

Seat	18.5D x 17.5W x 24H
Back	11.25H x 17.5W
Overall Size	22.5W x 22.5D x 35.25H
	19.5W armless
	22.75W straight arm style

STL30 Stool


Seat	18.5D x 17.5W x 30H
Back	11.25H x 17.5W
Overall Size	22.5W x 22.5D x 41.25H
	19.5W armless
	22.75W straight arm style

Option Pricing

SCR	Soft Chrome Powder Coat Frame Finish (Same as BLK Price)	N/C
	Standard Powder Coat Finish Options -	
	Specify Finish Option From Above - Upcharge Over Black	\$80
	Premium Powder Coat Finish Options -	
	Specify Finish Option From Above - Upcharge Over Black	\$80
PPC	Premium Powder Coat Finish Upcharge - Net Charge Per Color Per Order	\$200 NET
P1	Painted Wood Finish For Painted Back - Specify Paint Color Number From Above	\$40
P2	Painted Wood Finish For Seat and Back - Specify Paint Color Number From Above	\$75
F1	CAL 133 Compliance, Seat Only	\$50
F2	CAL 133 Compliance, Seat and Back	\$60
ENG	Laser Engraving	\$40
RS	Rubber Sleeves	\$15
MG	Metal Glides	\$20
FG	Felt Glides	\$20
XFS	1/2" Extra Foam For Seat	\$30
999	Custom Wood Finish Option - Set Up Fee	\$225 NET
Perf	Perforations on Cache Out Wood back	N/C
LC	Line Cut on Cache In wood Back	N/C

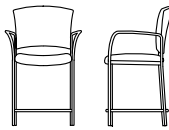
CACHE IN STOOL

COM/Grade A Grade B Grade C Grade D Grade E Grade F Grade G Grade H Leather COL



Stool Armless
Cache In
 24 in. Seat Height
 Non-stacking

761-CH24-NA-BLK	Fully Upholstered	700	730	775	790	820	890	955	1020	1135	765
762-CH24-NA-BLK	Finished Wood	695									
763-CH24-NA-BLK	Upholstered Seat/Wood Back	730	745	775	785	805	860	900	940	1030	765
764-CH24-NA-BLK	Uph Seat/Wood Back w/Uph Pad	825	840	880	885	905	960	995	1040	1130	870
761-CH24-NA-CHR	Fully Upholstered	785	810	855	865	900	970	1035	1095	1215	850
762-CH24-NA-CHR	Finished Wood	780									
763-CH24-NA-CHR	Upholstered Seat/Wood Back	805	825	855	865	890	935	980	1020	1115	850
764-CH24-NA-CHR	Uph Seat/Wood Back w/Uph Pad	900	920	955	965	985	1035	1080	1120	1205	945

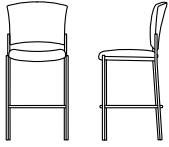


Stool with Arms
Cache In
 24 in. Seat Height
 Non-stacking

761-CH24-WA-BLK	Fully Upholstered	770	800	845	860	890	965	1025	1085	1205	835
762-CH24-WA-BLK	Finished Wood	765									
763-CH24-WA-BLK	Upholstered Seat/Wood Back	795	810	845	855	875	925	965	1010	1095	835
764-CH24-WA-BLK	Uph Seat/Wood Back w/Uph Pad	890	905	945	950	975	1025	1065	1105	1195	935
761-CH24-WA-CHR	Fully Upholstered	855	875	920	940	970	1040	1105	1170	1285	915
762-CH24-WA-CHR	Finished Wood	840									
763-CH24-WA-CHR	Upholstered Seat/Wood Back	870	890	920	935	955	1000	1045	1085	1180	915
764-CH24-WA-CHR	Uph Seat/Wood Back w/Uph Pad	965	990	1020	1030	1055	1105	1145	1185	1275	1010

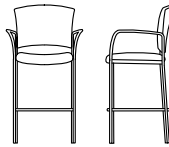
CACHE IN STOOL

COM/Grade A Grade B Grade C Grade D Grade E Grade F Grade G Grade H Leather COL



Stool Armless
Cache In
 30 in. Seat Height
 Non-stacking

761-STL30-NA-BLK	Fully Upholstered	700	730	775	790	820	890	955	1020	1135	765
762-STL30-NA-BLK	Finished Wood	695									
763-STL30-NA-BLK	Upholstered Seat/Wood Back	730	745	775	785	805	860	900	940	1030	765
764-STL30-NA-BLK	Uph Seat /Wood Back w/Uph Pad	825	840	880	885	905	960	995	1040	1130	870
761-STL30-NA-CHR	Fully Upholstered	785	810	855	865	900	970	1035	1095	1215	850
762-STL30-NA-CHR	Finished Wood	780									
763-STL30-NA-CHR	Upholstered Seat/Wood Back	805	825	855	865	890	935	980	1020	1115	850
764-STL30-NA-CHR	Uph Seat/Wood Back w/Uph Pad	900	920	955	965	985	1035	1080	1120	1205	945

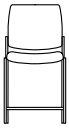


Stool with Arms
Cache In
 30 in. Seat Height
 Non-stacking

761-STL30-WA-BLK	Fully Upholstered	770	800	845	860	890	965	1025	1085	1205	835
762-STL30-WA-BLK	Finished Wood	765									
763-STL30-WA-BLK	Upholstered Seat/Wood Back	795	810	845	855	875	925	965	1010	1095	835
764-STL30-WA-BLK	Uph Seat/Wood Back w/Uph Pad	890	905	945	950	975	1025	1065	1105	1195	935
761-STL30-WA-CHR	Fully Upholstered	855	875	920	940	970	1040	1105	1170	1285	915
762-STL30-WA-CHR	Finished Wood	840									
763-STL30-WA-CHR	Upholstered Seat/Wood Back	870	890	920	935	955	1000	1045	1085	1180	915
764-STL30-WA-CHR	Uph Seat/Wood Back w/Uph Pad	965	990	1020	1030	1055	1105	1145	1185	1275	1010

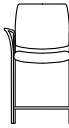
CACHE OUT STOOL

COM/Grade A Grade B Grade C Grade D Grade E Grade F Grade G Grade H Leather COL



Stool Armless
Cache Out
 24 in. Seat Height
 Non-stacking

765-CH24-NA-BLK	Fully Upholstered	700	730	775	790	820	890	955	1020	1135	765
766-CH24-NA-BLK	Finished Wood	695									
767-CH24-NA-BLK	Upholstered Seat/Wood Back	730	745	775	785	805	860	900	940	1030	765
768-CH24-NA-BLK	Uph Seat/Wood Back w/Uph Pad	825	840	880	885	905	960	995	1040	1130	870
765-CH24-NA-CHR	Fully Upholstered	785	810	855	865	900	970	1035	1095	1215	850
766-CH24-NA-CHR	Finished Wood	780									
767-CH24-NA-CHR	Upholstered Seat/Wood Back	805	825	855	865	890	935	980	1020	1115	850
768-CH24-NA-CHR	Uph Sea/Wood Back w/Uph Pad	900	920	955	965	985	1035	1080	1120	1205	945

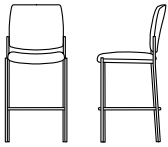


Stool with Arms
Cache Out
 24 in. Seat Height
 Non-stacking

765-CH24-WA-BLK	Fully Upholstered	770	800	845	860	890	965	1025	1085	1205	835
766-CH24-WA-BLK	Finished Wood	765									
767-CH24-WA-BLK	Upholstered Seat/Wood Back	795	810	845	855	875	925	965	1010	1095	835
768-CH24-WA-BLK	Uph Seat/Wood Back w/Uph Pad	890	905	945	950	975	1025	1065	1105	1195	935
765-CH24-WA-CHR	Fully Upholstered	855	875	920	940	970	1040	1105	1170	1285	915
766-CH24-WA-CHR	Finished Wood	840									
767-CH24-WA-CHR	Upholstered Seat/Wood Back	870	890	920	935	955	1000	1045	1085	1180	915
768-CH24-WA-CHR	Uph Sea /Wood Back w/Uph Pad	965	990	1020	1030	1055	1105	1145	1185	1275	1010

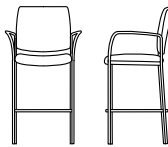
CACHE OUT STOOL

COM/Grade A Grade B Grade C Grade D Grade E Grade F Grade G Grade H Leather COL



Stool Armless
Cache Out
 30 in. Seat Height
 Non-stacking

765-STL30-NA-BLK	Fully Upholstered	700	730	775	790	820	890	955	1020	1135	765
766-STL30-NA-BLK	Finished Wood	695									
767-STL30-NA-BLK	Upholstered Seat/Wood Back	730	745	775	785	805	860	900	940	1030	765
768-STL30-NA-BLK	Uph Seat/Wood Back w/Uph Pad	825	840	880	885	905	960	995	1040	1130	870
765-STL30-NA-CHR	Fully Upholstered	785	810	855	865	900	970	1035	1095	1215	850
766-STL30-NA-CHR	Finished Wood	780									
767-STL30-NA-CHR	Upholstered Seat/Wood Back	805	825	855	865	890	935	980	1020	1115	850
768-STL30-NA-CHR	Uph Seat/Wood Back w/Uph Pad	900	920	955	965	985	1035	1080	1120	1205	945

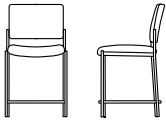


Stool with Arms
Cache Out
 30 in. Seat Height
 Non-stacking

765-STL30-WA-BLK	Fully Upholstered	770	800	845	860	890	965	1025	1085	1205	835
766-STL30-WA-BLK	Finished Wood	765									
767-STL30-WA-BLK	Upholstered Seat/Wood Back	795	810	845	855	875	925	965	1010	1095	835
768-STL30-WA-BLK	Uph Seat/Wood Back w/Uph Pad	890	905	945	950	975	1025	1065	1105	1195	935
765-STL30-WA-CHR	Fully Upholstered	855	875	920	940	970	1040	1105	1170	1285	915
766-STL30-WA-CHR	Finished Wood	840									
767-STL30-WA-CHR	Upholstered Seat/Wood Back	870	890	920	935	955	1000	1045	1085	1180	915
768-STL30-WA-CHR	Uph Seat/Wood Back w/Uph Pad	965	990	1020	1030	1055	1105	1145	1185	1275	1010

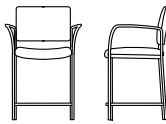
CACHE STRAIGHT STOOL

COM/Grade A Grade B Grade C Grade D Grade E Grade F Grade G Grade H Leather COL



Stool Armless
Cache Straight
 24 in. Seat Height
 Non-stacking

780-CH24-NA-BLK	Fully Upholstered	700	730	775	790	820	890	955	1020	1135	765
781-CH24-NA-BLK	Finished Wood	695									
782-CH24-NA-BLK	Upholstered Seat/Wood Back	730	745	775	785	805	860	900	940	1030	765
783-CH24-NA-BLK	Uph Seat / Wood Back w/Uph Pad	825	840	880	885	905	960	995	1040	1130	870
780-CH24-NA-CHR	Fully Upholstered	785	810	855	865	900	970	1035	1095	1215	850
781-CH24-NA-CHR	Finished Wood	780									
782-CH24-NA-CHR	Upholstered Seat/Wood Back	805	825	855	865	890	935	980	1020	1115	850
783-CH24-NA-CHR	Uph Seat / Wood Back w/Uph Pad	900	920	955	965	985	1035	1080	1120	1205	945

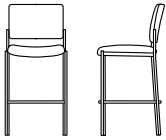


Stool with Arms
Cache Straight
 24 in. Seat Height
 Non-stacking

780-CH24-WA-BLK	Fully Upholstered	770	800	845	860	890	965	1025	1085	1205	835
781-CH24-WA-BLK	Finished Wood	765									
782-CH24-WA-BLK	Upholstered Seat/Wood Back	795	810	845	855	875	925	965	1010	1095	835
783-CH24-WA-BLK	Uph Seat / Wood Back w/Uph Pad	890	905	945	950	975	1025	1065	1105	1195	935
780-CH24-WA-CHR	Fully Upholstered	855	875	920	940	970	1040	1105	1170	1285	915
781-CH24-WA-CHR	Finished Wood	840									
782-CH24-WA-CHR	Upholstered Seat/Wood Back	870	890	920	935	955	1000	1045	1085	1180	915
783-CH24-WA-CHR	Uph Seat / Wood Back w/Uph Pad	965	990	1020	1030	1055	1105	1145	1185	1275	1010

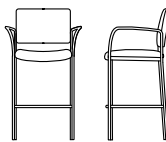
CACHE STRAIGHT STOOL

COM/Grade A Grade B Grade C Grade D Grade E Grade F Grade G Grade H Leather COL



Stool Armless
Cache Straight
30 in. Seat Height
Non-stacking

780-STL30-NA-BLK	Fully Upholstered	700	730	775	790	820	890	955	1020	1135	765
781-STL30-NA-BLK	Finished Wood	695									
782-STL30-NA-BLK	Upholstered Seat/Wood Back	730	745	775	785	805	860	900	940	1030	765
783-STL30-NA-BLK	Uph Seat / Wood Back w/Uph Pad	825	840	880	885	905	960	995	1040	1130	870
780-STL30-NA-CHR	Fully Upholstered	785	810	855	865	900	970	1035	1095	1215	850
781-STL30-NA-CHR	Finished Wood	780									
782-STL30-NA-CHR	Upholstered Seat/Wood Back	805	825	855	865	890	935	980	1020	1115	850
783-STL30-NA-CHR	Uph Seat / Wood Back w/Uph Pad	900	920	955	965	985	1035	1080	1120	1205	945



Stool with Arms
Cache Straight
30 in. Seat Height
Non-stacking

780-STL30-WA-BLK	Fully Upholstered	770	800	845	860	890	965	1025	1085	1205	835
781-STL30-WA-BLK	Finished Wood	765									
782-STL30-WA-BLK	Upholstered Seat/Wood Back	795	810	845	855	875	925	965	1010	1095	835
783-STL30-WA-BLK	Uph Seat / Wood Back w/Uph Pad	890	905	945	950	975	1025	1065	1105	1195	935
780-STL30-WA-CHR	Fully Upholstered	855	875	920	940	970	1040	1105	1170	1285	915
781-STL30-WA-CHR	Finished Wood	840									
782-STL30-WA-CHR	Upholstered Seat/Wood Back	870	890	920	935	955	1000	1045	1085	1180	915
783-STL30-WA-CHR	Uph Seat / Wood Back w/Uph Pad	965	990	1020	1030	1055	1105	1145	1185	1275	1010

CACHE TABLES

How to Build a Cache Table Number

701 - SCR - WDT(LMT) - NAT

<p>Style</p> <p>704 Coffee Table 42.5W x 18D 17.5H</p> <p>705 End Table 18W x 16D x 17.5H</p>	<p>Frame Finish</p> <p>Standard Powder Coat Finishes</p> <p>CHR Chrome</p> <p>SCR Soft Chrome</p> <p>BLK Black Matte</p> <p>WHT White</p> <p>LBNZ Light Bronze</p> <p>MBNZ Medium Bronze</p> <p>DBNZ Dark Bronze</p> <p>GMTL Gunmetal</p> <p>BRS Brass</p> <p>Premium Powder Coat Finishes</p> <p>STN Stone</p> <p>LGB Light Grey Blue</p> <p>DGY Dark Grey</p> <p>LBL Light Blue</p> <p>AQU Aqua</p> <p>GRN Green</p> <p>YLW Yellow</p> <p>LRD Light Red</p>	<p>Table Top</p> <p>WDT Wood Top</p> <p>LMT Laminated Top</p> <p>COR Corian Top</p>	<p>Wood Finish</p> <p>NAT Natural</p> <p>CHY Cherry</p> <p>WCH Warm Cherry</p> <p>MAH Mahogany</p> <p>ESP Espresso</p> <p>WLT Weathered Light</p> <p>WMD Weathered Medium</p> <p>WGR Weathered Grey</p> <p>WNT Walnut</p> <p>DWNT Dark Walnut</p> <p>999 Custom</p> <p>001 Black</p> <p>Laminate Color</p> <p>WHT Linen matte D427-60</p> <p>MPL Fusion Maple 7909-60</p> <p>GRY Fashion Grey D381-60</p> <p>GRY2 Slate Grey D81-60</p> <p>WLT Montana Walnut 7110K-78</p> <p>TEAK Studio Teak 7960K-18</p> <p>BLK Black</p> <p>Corian</p> <p>WHT Glacier White</p>
--	--	--	--

Features

Table Tops in Wood, Laminate or Corian

Eleven Standard Wood Finishes, Seven Standard Wilsonart Laminate Options or Glacier White Corian Top Options

Four Leg Metal Base Available in CHR Chrome, Eight Standard Powder Coat Finish Options, or Eight Premium Powder Coat Finishes

Lifetime Limited Warranty

Option Pricing

SCR	Soft Chrome Powder Coat Frame Finish (Same as BLK Price)	N/C
	Standard Powder Coat Finish Options -	
	Specify Finish Option From Above - Upcharge Over Black	\$80
	Premium Powder Coat Finish Options -	
	Specify Finish Option From Above - Upcharge Over Black	\$80
PPC	Premium Powder Coat Finish Upcharge -	
	Net Charge Per Color Per Order	\$200 NET
999	Custom Wood Finish Option - Set Up Fee	\$225 NET

CACHE TABLES

COM/Grade A Grade B Grade C Grade D Grade E Grade F Grade G Grade H Leather COL



Coffee Table

42.5 x 18 x 17.5H
Freestanding

704-BLK-LMT	Coffee Table, BLK Laminate	580
704-BLK-WDT	Coffee Table, BLK, Wood	595
704-BLK-COR	Coffee Table, SCR, Corian	2300
704-CHR-LMT	Coffee Table, BLK, Laminate	675
704-CHR-WDT	Coffee Table, CHR, Wood	690
704-CHR-COR	Coffee Table, CHR, Corian	2420



End Table

18W x 16D x 17.5H
Freestanding

705-BLK-LMT	End Table, BLK Laminate	410
705-BLK-WDT	End Table, BLK, Wood	405
705-BLK-COR	End Table, BLK, Corian	1330
705-CHR-LMT	End Table, CHR, Laminate	495
705-CHR-WDT	End Table, CHR, Wood	490
705-CHR-COR	End Table, CHR, Corian	1420

PRICES

All published prices are recommended retail prices. Applicable sales taxes are additional. Prices are subject to change without notice.

PAYMENT TERMS

Net 30 days, with established credit. Until credit is approved, a fifty percent deposit must be sent with the order, the balance is due prior to shipment. Deposits are non-refundable in the event of cancellation. If deposit has been placed on original order, applicable cancellation charges to be deducted from the deposit amount. Remainder of deposit will be held in the form of a credit for future orders.

FREIGHT POLICY

All orders are FOB Destination.

Orders under \$4000 net will incur a minimum freight charge of \$120.

Orders over \$4000 net will be charged the standard 3% of net freight fee.

These fees are applicable for any shipment being made within the contiguous U.S.

Source International reserves the right to select method of shipment and carrier.

CONCEALED DAMAGE

If products are received damaged, a written exception should be made on the bill of lading and an immediate inspection be requested of the carrier. Concealed damage must be reported to the carrier within the specific carrier's predetermined timeline. Failure to make claims shall constitute acceptance of the products and waiver any claims of defects, errors or shortages.

RETURNS AND ALLOWANCES

All product is made to order. No merchandise may be returned without a return authorization and shipping instructions. No credit or allowance will be given for repairs to defective materials unless Source International has given authority to make such repairs.

ORDER ENTRY

All orders must be submitted in writing. Email to cr@sourceinternationaldesign.com or Fax to 508-842-1838.

ACKNOWLEDGEMENTS

All orders will be acknowledged in writing. Orders will be manufactured based on the written acknowledgement. It is the customer's responsibility to review each acknowledgement and communicate with the factory if there are errors within 48 hours.

CANCELLATIONS

Any changes or cancellation may result in charges if materials have entered into production. If an order is cancelled while in production, a cancellation fee will be applied based on the status of order at time of cancellation.

FABRICS

Not all graded in fabrics are approved for all product lines. Send memo samples for approval to:
Source International 17 Gilmore Dr, Sutton, MA 01590.

Please tag memo samples with:

The product the fabric is being reviewed for, and your contact information

Graded In Partners

We are proud to offer graded in fabric programs with the following companies:

Anzea

Architex

Camira

CF Stinson

Camira

DesignTex

Knoll

Maharam

Mayer

Momentum

Ultrafabrics

Customer's Own Material

C.O.M. fabric must be approved prior to acceptance of the order. The material must be provided in 54" wide continuous yardage. All fabric will be directionally cut straight off the bolt unless otherwise specified. A C.O.M. form must be filled out and submitted along with purchase order. Yardage requirements listed are for small patterns or plain materials. The material must be shipped to the factory prepaid and with proper reference to the order. Source International is not responsible for appearance, performance or durability of C.O.M

LEATHER

Leather Prices published in this price list are for our stock leather "MAMMUT" by Wollsdorf Leather in the following colors:

250599 Black

251938 Saddle

253272 Chestnut

250519 Pewter

252004 Charcoal

Additional leather colors in the Mammut line can be quoted. All other leathers will be priced as COL.