

17W / 19W CHAIR

STOOL

BARIATRIC

TABLES

3% Freight Charge in Effect

Price List Effective February 2019



CACHE

How to Build a Cache Number

761 - FL - CA - NAT - P17006 - BL - PG - ENG

Style

761	Cache In fully upholstered
762	Cache In finished wood
763	Cache In uph seat/wood back
764	Cache In uph seat/wood back/uph pad
765	Cache Out fully upholstered
766	Cache Out finished wood
767	Cache Out uph seat/wood back
768	Cache Out uph seat/wood back/uph pad
780	Cache Straight fully upholstered
781	Cache Straight finished wood
782	Cache Straight uph seat/wood back
783	Cache Straight uph seat/wood back/uph pad

Frame Style

FL	Four Leg
CS	With Carpet Casters
WS	Wall Saver Four Leg Frame
SL	Sled

Arm Style

NA	No Arms
CA	Cache Arm Black
CAG	Cache Grey Arm

Wood Finish

NAT	Natural
CHY	Cherry
WCH	Warm Cherry
MAH	Mahogany
ESP	Espresso
WLT	Weathered Light
WMD	Weathered Medium
WNT	Walnut
DWNT	Dark Walnut
999	Custom

Frame Finish

CHR	Chrome
SCR	Soft Chrome
BLK	Black Matte
WHT	White
LBNZ	Light Bronze
MBNZ	Medium Bronze
DBNZ	Dark Bronze
GMTL	Gunmetal
BRS	Brass

Painted Wood Finish Option

P1	Painted Back
P2	Painted Seat & Back

7006	White
7044	Stone
7035	Light Grey
7045	Medium Grey
7012	Dark Grey
8012	Dark Red
3016	Light Red
1032	Yellow
6011	Green
6033	Teal
6034	Aqua
5024	Light Blue
5014	Medium Blue
7040	Light Grey Blue

Laser Engraving

Glide / Caster Style

PG	Plastic Glide(Std)
MG	Metal Glide
FG	Felt Glide
RS	Rubber Sleeve
C1	Hard Floor Caster
C2	Carpet Caster

Features

Three Back Shapes—Cache In, Out, or Straight
 Seat and Back, Fully Upholstered, All Wood or Combination
 Nine Standard Wood Finishes and Fourteen Standard Painted Wood Finishes
 Four Leg Frame Standard—Wall Saver, Caster, and Sled Frames Optional
 Caster Frame and Sled Frames are Non-Stacking
 Four Leg Chairs Stack Five High on the Floor, Ten High on the Dolly
 Wood Backs Solid as Standard. Perforations on Cache Out or Line Cut on Cache In available.
 Bright Chrome or Eight Powdercoat Frame Finish Options
 Black or Grey Soft Padded Polyurethane Armrests
 CAL117-2013 Standard, CAL133 Optional
 Meets ANSI/BIFMA Standards
 GREENGUARD Certified
 Lifetime Structural Warranty

Dimensions

Cache In -Cache Out

Seat	18.5D x 17.5W x 18H
Back	17H x 17.5W
Arm Height	25.5
Overall Size	22.5W x 22.5D x 35 19.5W armless

Cache Straight

Seat	18.5D x 17.5W x 18H
Back	13.25H x 17.5W
Arm Height	25.5
Overall Size	22.5W x 22.5D x 31.25H 19.5W armless

COM	Fully Upholstered	1.2 yards
	Seats Only	.8 yds per 2 seats
	Backs Only	.6 yds per one back


COL	Fully Upholstered	20 sqft
	Seats Only	7 sqft

Option Pricing

750/IGC	Integrated Ganging Connector (Set) for Armless Chairs	\$42
750/IGA	Integrated Ganging Connector (Set) for Arm Chairs	\$42
750/DL	Transport Dolly, Two-Wheel (6 chair capacity)	\$525
750/FW	Storage Dolly, Four-Wheel (10 chair capacity)	\$551
SCR	Soft Chrome Powdercoat Finish (Same as BLK Price)	NC
WHT, LBNZ, MBNZ, DBNZ, GMTL, BRS	Powdercoat Finish Option Upcharge Over BLK Price	\$79
P1	Painted Wood Finish Option for Painted Back (specify paint color from list)	\$37
P2	Painted Wood Finish Option for Painted Seat & Back (specify paint color from list)	\$74
F1	CAL 133 Fire Rating, Seat only (CAL 133 suitable fabric must be used)	\$42
F2	CAL 133 Fire Rating, Seat & Back (CAL 133 suitable fabric must be used)	\$63
ENG	Laser Engraving	\$37
WS	Wall Saver Four Leg Frame Option	\$40
SL	Sled Frame	\$110
RS	Rubber Sleeves (Floor Protectors)	\$14
MG	Metal Glides (FL Frame Only)	\$17
FG	Felt Glides	\$17
C1	Hard Floor Casters	\$34
XFS	1/2" Extra Foam for Seat	\$27
999	Setup Charge for Custom Wood Finish per order per color	\$231
Perf	Perforations on Cache Out Wood Back	NC
LC	Line Cut on Cache In Wood Back	NC
MBI	Moisture Barrier in Seat	\$42


CACHE IN

COM/Grade A Grade B Grade C Grade D Grade E Grade F Grade G Grade H Leather COL



Stacking Chair Armless
Cache In
Four Leg Frame

761-FL-NA-BLK	Fully Upholstered	387	410	441	455	481	532	584	636	747	441
762-FL-NA-BLK	Finished Wood	434									
763-FL-NA-BLK	Upholstered Seat/Wood Back	403	419	440	448	465	501	534	569	546	440
764-FL-NA-BLK	Uph Seat/Wood Back w/Uph Pad	489	504	525	533	552	586	621	655	631	525
761-FI-NA-CHR	Fully Upholstered	465	488	519	532	559	611	663	714	824	519
762-FL-NA-CHR	Finished Wood	462									
763-FL-NA-CHR	Upholstered Seat/Wood Back	486	501	521	530	547	583	616	652	735	521
764-FL-NA-CHR	Uph Seat / Wood Back w/Uph Pad	568	584	604	613	630	665	699	734	818	604




Stacking Chair with Arms
Cache In
Four Leg Frame

761-FL-CA-BLK	Fully Upholstered	455	477	507	521	547	600	651	704	813	507
762-FL-CA-BLK	Finished Wood	523									
763-FL-CA-BLK	Upholstered Seat/Wood Back	487	502	523	531	549	584	617	653	736	523
764-FL-CA-BLK	Uph Seat/Wood Back w/Uph Pad	546	561	582	590	609	643	677	712	795	582
761-FI-CA-CHR	Fully Upholstered	524	547	576	592	616	669	721	772	882	576
762-FL-CA-CHR	Finished Wood	551									
763-FL-NA-CHR	Upholstered Seat/Wood Back	541	557	576	586	603	638	672	707	791	576
764-FL-CA-CHR	Uph Seat / Wood Back w/Uph Pad	624	638	658	668	686	720	754	790	873	658



Caster Chair Armless
Cache In
 Four Leg Frame

761-CS-NA-BLK	Fully Upholstered	433	456	486	500	526	579	629	681	792	486
762-CS-NA-BLK	Finished Wood	473									
763-CS-NA-BLK	Upholstered Seat/Wood Back	437	452	473	482	499	533	568	603	686	473
764-CS-NA-BLK	Uph Seat/Wood Back w/Uph Pad	517	532	553	562	580	613	649	683	659	553
761 CS-NA-CHR	Fully Upholstered	509	531	562	575	602	654	706	757	867	562
762 CS-NA-CHR	Finished Wood	501									
763 CS-NA-CHR	Upholstered Seat/Wood Back	511	526	546	557	573	608	643	677	761	546
764 CS-NA-CHR	Uph Seat / Wood Back w/Uph Pad	594	609	629	638	655	691	725	760	843	629



Caster Chair with Arms
Cache In
 Four Leg Frame

761-CS-CA-BLK	Fully Upholstered	485	507	539	552	579	630	681	734	844	539
762-CS-CA-BLK	Finished Wood	561									
763-CS-CA-BLK	Upholstered Seat/Wood Back	525	541	561	570	587	622	656	691	775	561
764-CS-CA-BLK	Uph Seat/Wood Back w/Uph Pad	584	600	621	629	646	680	715	750	834	621
761 CS-CA-CHR	Fully Upholstered	561	584	614	628	654	707	757	810	920	614
762 CS-CA-CHR	Finished Wood	589									
763 CS-CA-CHR	Upholstered Seat/Wood Back	567	582	602	611	628	664	697	733	816	602
764 CS-CA-CHR	Uph Seat / Wood Back w/Uph Pad	649	665	685	694	711	746	780	815	899	685

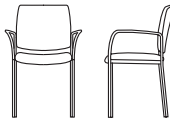
CACHE OUT

COM/Grade A Grade B Grade C Grade D Grade E Grade F Grade G Grade H Leather COL



Stacking Chair Armless
Cache Out
Four Leg Frame

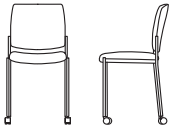
765-FL-NA-BLK	Fully Upholstered	395	418	448	462	488	540	592	643	753	448
766-FL-NA-BLK	Finished Wood	434									
767-FL-NA-BLK	Upholstered Seat/Wood Back	403	419	440	448	465	501	534	569	546	440
768-FL-NA-BLK	Uph Seat/Wood Back w/Uph Pad	492	509	529	539	555	590	625	658	615	509
765-FL-NA-CHR	Fully Upholstered	474	497	527	541	567	618	670	722	833	527
766-FL-NA-CHR	Finished Wood	462									
767-FL-NA-CHR	Upholstered Seat/Wood Back	486	501	521	530	547	583	616	652	735	521
768-FL-NA-CHR	Uph Seat / Wood Back w/Uph Pad	571	587	602	616	634	669	704	737	801	587



Stacking Chair with Arms
Cache Out
Four Leg Frame

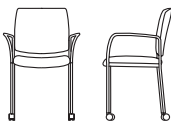
765-FL-CA-BLK	Fully Upholstered	455	477	507	521	547	600	651	704	813	507
766-FL-CA-BLK	Finished Wood	523									
767-FL-CA-BLK	Upholstered Seat/Wood Back	487	502	523	531	549	584	617	653	736	523
768-FL-CA-BLK	Uph Seat/Wood Back w/Uph Pad	546	561	580	590	609	643	677	712	775	561
765-FL-CA-CHR	Fully Upholstered	529	552	583	596	623	673	726	777	887	583
766-FL-CA-CHR	Finished Wood	551									
767-FL-CA-CHR	Upholstered Seat/Wood Back	541	557	576	586	603	638	672	707	791	576
768-FL-CA-CHR	Uph Seat / Wood Back w/Uph Pad	627	643	660	672	690	723	759	793	857	643

COM/Grade A Grade B Grade C Grade D Grade E Grade F Grade G Grade H Leather COL



Stacking Chair with Arms
Cache Out
 Four Leg Frame

765-CS-NA-BLK	Fully Upholstered	422	445	476	489	516	568	618	671	781	476
766-CS-NA-BLK	Finished Wood	473									
767-CS-NA-BLK	Upholstered Seat/Wood Back	437	452	473	482	499	533	568	603	686	473
768-CS-NA-BLK	Uph Seat/Wood Back w/Uph Pad	521	537	557	566	584	617	652	687	643	537
765 CS-NA-CHR	Fully Upholstered	499	517	552	566	592	644	695	748	858	552
766 CS-NA-CHR	Finished Wood	501									
767 CS-NA-CHR	Upholstered Seat/Wood Back	511	526	546	557	573	608	643	677	761	534
768 CS-NA-CHR	Uph Seat / Wood Back w/Uph Pad	597	612	625	642	659	694	728	763	825	612



Caster Chair with Arms
Cache Out
 Four Leg Frame

765-CS-CA-BLK	Fully Upholstered	485	507	539	552	579	630	681	734	844	539
766-CS-CA-BLK	Finished Wood	561									
767-CS-CA-BLK	Upholstered Seat/Wood Back	525	541	561	570	587	622	656	691	775	561
768-CS-CA-BLK	Uph Seat/Wood Back w/Uph Pad	584	600	613	629	646	680	715	750	813	600
765 CS-CA-CHR	Fully Upholstered	554	576	608	622	648	699	751	803	914	608
766 CS-CA-CHR	Finished Wood	589									
767 CS-CA-CHR	Upholstered Seat/Wood Back	567	582	602	611	628	664	697	733	816	602
768 CS-CA-CHR	Uph Seat / Wood Back w/Uph Pad	652	668	681	697	714	750	783	818	881	668

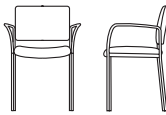
CACHE STRAIGHT

COM/Grade A Grade B Grade C Grade D Grade E Grade F Grade G Grade H Leather COL



Stacking Chair Armless
Cache Straight
Four Leg Frame

780-FL-NA-BLK	Fully Upholstered	395	418	448	462	488	540	592	643	753	448
781-FL-NA-BLK	Finished Wood	434									
782-FL-NA-BLK	Upholstered Seat/Wood Back	403	419	440	448	465	501	534	569	546	440
783-FL-NA-BLK	Uph Seat/Wood Back w/Uph Pad	492	509	529	539	555	590	625	658	615	509
780-FI-NA-CHR	Fully Upholstered	474	497	527	541	567	618	670	722	833	527
781-FL-NA-CHR	Finished Wood	462									
782-FL-NA-CHR	Upholstered Seat/Wood Back	486	501	521	530	547	583	616	652	735	521
783-FL-NA-CHR	Uph Seat / Wood Back w/Uph Pad	571	587	602	616	634	669	704	737	801	587

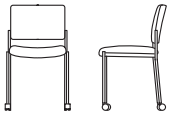


Stacking Chair with Arms
Cache Straight
Four Leg Frame

780-FL-CA-BLK	Fully Upholstered	455	477	507	521	547	600	651	704	813	507
781-FL-CA-BL	Finished Wood	523									
782-FL-CA-BL	Upholstered Seat/Wood Back	487	502	523	531	549	584	617	653	736	523
783-FL-CA-BL	Uph Seat/Wood Back w/Uph Pad	546	561	580	590	609	643	677	712	775	561
780-FI-CA-CHR	Fully Upholstered	529	552	583	596	623	673	726	777	887	583
781-FL-CA-CHR	Finished Wood	551									
782-FL-NA-CHR	Upholstered Seat/Wood Back	541	557	576	586	603	638	672	707	791	576
783-FL-CA-CHR	Uph Seat / Wood Back w/Uph Pad	627	643	660	672	690	723	759	793	857	643

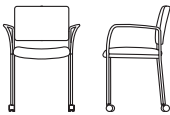
CACHE STRAIGHT

COM/Grade A Grade B Grade C Grade D Grade E Grade F Grade G Grade H Leather COL



Caster Chair Armless
Cache Straight
Four Leg Frame

780-CS-NA-BLK	Fully Upholstered	422	445	476	489	516	568	618	671	781	476
781-CS-NA-BLK	Finished Wood	473									
782-CS-NA-BLK	Upholstered Seat/Wood Back	437	452	473	482	499	533	568	603	686	473
783-CS-NA-BLK	Uph Seat/Wood Back w/Uph Pad	521	537	557	566	584	617	652	687	643	537
780-CS-NA-CHR	Fully Upholstered	499	517	552	566	592	644	695	748	858	552
781-CS-NA-CHR	Finished Wood	501									
782-CS-NA-CHR	Upholstered Seat/Wood Back	511	526	546	557	573	608	643	677	761	534
783-CS-NA-CHR	Uph Seat / Wood Back w/Uph Pad	597	612	625	642	659	694	728	763	825	612



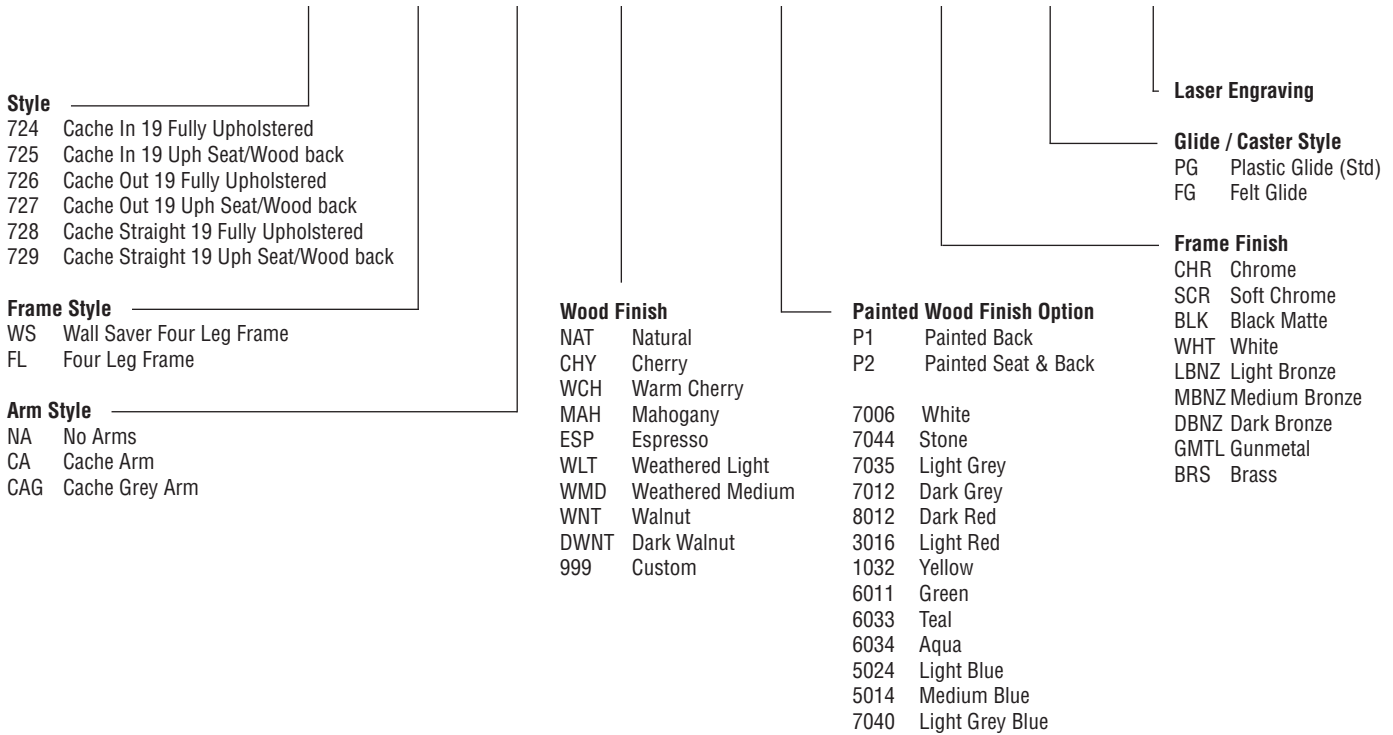
Caster Chair with Arms
Cache Straight
Four Leg Frame

780-CS-CA-BLK	Fully Upholstered	485	507	539	552	579	630	681	734	844	539
781-CS-CA-BLK	Finished Wood	561									
782-CS-CA-BLK	Upholstered Seat/Wood Back	525	541	561	570	587	622	656	691	775	561
783-CS-CA-BLK	Uph Seat/Wood Back w/Uph Pad	584	600	613	629	646	680	715	750	813	600
780-CS-CA-CHR	Fully Upholstered	554	576	608	622	648	699	751	803	914	608
781-CS-CA-CHR	Finished Wood	589									
782-CS-CA-CHR	Upholstered Seat/Wood Back	567	582	602	611	628	664	697	733	816	602
783-CS-CA-CHR	Uph Seat / Wood Back w/Uph Pad	652	668	681	697	714	750	783	818	881	668

CACHE 19

How to Build a Cache 19 Number

724 - WS - CA - NAT - P1-7006 - BLK - PG - ENG



Features

- Three Back Shapes—Cache In, Out, or Straight
- Fully Upholstered or Upholstered Seat with Wood Back
- Nine Standard Wood Finishes and Thirteen Standard Painted Wood Finishes
- Wall Saver Frame Standard, FL Four Leg Frame Optional
- Wood Backs Solid as Standard. Perforations on Cache Out or Line Cut on Cache In available.
- Bright Chrome or Eight Powdercoat Frame Finish Options
- Black or Grey Soft Padded Polyurethane Armrests
- Stacks Five High on the Floor, Ten High on the Dolly
- CAL117-2013 Standard, CAL133 Optional
- Meets ANSI/BIFMA Standards
- GREENGUARD Certified
- Lifetime Structural Warranty

Dimensions

Cache In -Cache Out

Seat 18.5D x 19W x 18H
 Back 17H x 19W
 Arm Height 25.5
 Overall Size 24W x 22.5D x 35H
 21W armless

Cache Straight

Seat 18.5D x 19W x 18H
 Back 13.25H x 19W
 Arm Height 25.5
 Overall Size 24W x 22.5D x 31.25H
 21W armless

COM Fully Upholstered 1.2 yds
 Seats Only .8 yds per 2 seats
 Backs Only .6 yds per one back

COL Fully Upholstered 20 sqft
 Seats Only 7 sqft

Option Pricing

FL	Four Leg Frame Option	NC
SCR	Soft Chrome Powdercoat finish (same as blk)	NC
WHT, LBNZ, MBNZ, DBNZ, GMTL, BRS—	Powdercoat Finish option upcharge	
	(over blk price)	\$79
P1	Painted Wood Finish Option for Painted Back (specify paint color from list)	\$37
P2	Painted Wood Finish Option for Painted Seat and Back (specify paint color from list)	\$74
F1	CAL 133 Fire Rating, Seat Only	\$42
F2	CAL133 Fire Rating, Seat & Back	\$63
CAG	Cache Grey Arm	N/C
XFS	1/2" Extra Foam for Seat	\$27
FG	Felt Glide	\$17
MG	Metal Glide (FL Frame only)	\$17
ENG	Laser Engraving	\$37
999	Custom Wood Finish Set Up fee	\$231
724/FW	Four Wheel Storage Dolly	\$530
Perf	Perforations on Cache Out wood Back	NC
LC	Line Cut on Cache IN wood back	NC
MB	MB- Moisture Barrier in seat	\$42

CACHE 19

COM/Grade A Grade B Grade C Grade D Grade E Grade F Grade G Grade H Leather COL



19 in. Wide Stacking Chair, Armless
Cache In
 Wall Saver Frame

724-WS-NA-BLK	Fully Upholstered	457	479	510	524	550	602	653	717	817	510
725-WS-NA-BLK	Upholstered Seat/Wood Back	527	550	580	594	620	671	723	775	887	580
724-WS-NA-CHR	Fully Upholstered	500	522	553	567	593	645	696	748	882	553
727-WS-NA-CHR	Upholstered Seat/Wood Back	563	578	610	608	625	660	694	728	818	610



19 in. Wide Stacking Chair, Armless
Cache Out
 Wall Saver Frame


726-WS-NA-BLK	Fully Upholstered	457	479	510	524	555	602	653	705	817	510
727-WS-NA-BLK	Upholstered Seat/Wood Back	493	508	528	537	555	589	623	659	748	528
726-WS-NA-CHR	Fully Upholstered	527	555	580	594	620	671	723	775	887	580
727-WS-NA-CHR	Upholstered Seat/Wood Back	563	578	599	608	625	660	694	728	818	599



19 in. Wide Stacking Chair, Armless
Cache Straight
 Wall Saver Frame

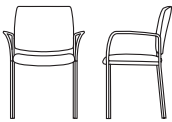
728-WS-NA-BLK	Fully Upholstered	457	479	510	524	549	602	653	716	817	510
729-WS-NA-BLK	Upholstered Seat/Wood Back	527	549	581	594	621	671	723	775	887	581
728-WS-NA-CHR	Fully Upholstered	500	523	553	567	593	645	696	749	882	553
729-WS-NA-CHR	Upholstered Seat/Wood Back	563	579	610	608	625	659	694	728	818	610

COM/Grade A Grade B Grade C Grade D Grade E Grade F Grade G Grade H Leather COL



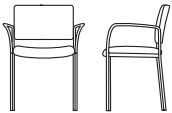
19 in. Wide Stacking Chair With Arms
Cache In
 Wall Saver Frame

724-WS-WA-BLK	Fully Upholstered	500	522	553	567	593	645	696	748	882	553
725-WS-WA-BLK	Upholstered Seat/Wood Back	536	551	571	580	599	633	667	702	792	571
724-WS-WA-CHR	Fully Upholstered	570	593	623	637	663	714	767	818	953	623
725-WS-WA-CHR	Upholstered Seat/Wood Back	606	621	642	651	668	703	737	771	861	642



19 in. Wide Stacking Chair With Arms
Cache Out
 Wall Saver Frame

726-WS-WA-BLK	Fully Upholstered	500	522	553	567	593	645	696	748	882	553
727-WS-WA-BLK	Upholstered Seat/Wood Back	536	551	571	580	599	633	667	702	792	571
726-WS-WA-CHR	Fully Upholstered	570	593	623	637	663	714	767	818	953	623
727-WS-WA-CHR	Upholstered Seat/Wood Back	606	621	642	651	668	703	737	771	861	642



19 in. Wide Stacking Chair With Arms
Cache Straight
 Wall Saver Frame

728-WS-WA-BLK	Fully Upholstered	500	522	553	567	593	645	696	748	882	553
729-WS-WA-BLK	Upholstered Seat/Wood Back	536	551	571	580	599	633	667	702	792	571
728-WS-WA-CHR	Fully Upholstered	570	593	623	637	663	714	767	818	953	623
729-WS-WA-CHR	Upholstered Seat/Wood Back	606	621	642	651	668	703	737	771	861	642

CACHE BARIATRIC

How to Build a Cache Bariatric Product Number

770 - CA - BLK - NAT - P1-7006 - PG

Style	Arm Style	Frame Finish	Wood Finish	Glide	Painted Wood Finish Option
770 Bariatric Cache In, uph seat/wood back	CA Cache Arm	CHR Chrome	NAT Natural	PG Plastic Glides (standard)	7006 White
771 Bariatric Cache In, fully upholstered	CAG Cache Grey Arm	SCR Soft Chrome	CHY Cherry	MG Metal Glides	7044 Stone
772 Bariatric Cache Out, uph seat/wood back		BLK Black Matte	WCH Warm Cherry	RS Rubber Sleeves	7035 Light Grey
773 Bariatric Cache Out, fully upholstered		WHT White	MAH Mahogany	FG Felt Glides	7012 Dark Grey
774 Bariatric Cache Straight, uph seat/wood back		LBNZ Light Bronze	ESP Espresso		8012 Dark Red
775 Bariatric Cache Straight, fully upholstered		MBNZ Medium Bronze	WLT Weathered Light		3016 Light Red
		DBNZ Dark Bronze	WMD Weathered Medium		1032 Yellow
		GMTL Gunmetal	WNT Walnut		6011 Green
		BRS Brass	DWNT Dark Walnut		6033 Teal
			999 Custom		6034 Aqua
					5024 Light Blue
					5014 Medium Blue
					7040 Light Grey Blue

Features

- 500 lb Static Load Tested
- Three Back Shapes—Cache In, Out, or Straight
- Fully Upholstered or Upholstered Seat with Wood Back
- Nine Standard Wood Finishes and Thirteen Standard Painted Wood Finishes
- WS Wall Saver Frame Standard
- Wood Backs Solid as Standard. Perforations on Cache Out or Line Cut on Cache In available.
- Bright Chrome or Eight Powdercoat Frame Finish Options
- Cache Arm Standard in Black, Grey Optional
- CAL117-2013 Standard, CAL133 Optional
- Meets ANSI/BIFMA Standards
- GREENGUARD Certified
- Lifetime Structural Warranty

Dimensions

Cache In -Cache Out

Seat	18.5D x 26W x 18H
Back	16.5H x 26W
Arm Height	25.5
Overall Size	31W x 22.5D x 33.5H 21W armless

Cache Straight

Seat	18.5D x 26W x 18H
Back	12.5H x 19W
Arm Height	25.5
Overall Size	31W x 22.5D x 30.5H 21W armless


COM	Fully Upholstered	2 yds
	Seats Only	1 yd
	Backs Only	1.2 yds
COL	Fully Upholstered	34 sqft

Option Pricing

P1	Painted Wood Finish Option for Painted Back (specify paint color from list)	\$42
CAG	Cache Grey Arm	N/C
SCR	Soft Chrome Powdercoat finish (same as blk price)	n/c
WHT, LBNZ, MBNZ, DBNZ, GMTL, BRS—	Powdercoat Finish option upcharge (over blk price)	\$68
XFS	1/2" Extra Foam for Seat	\$32
FG	Felt Glide	\$17
ENG	Laser Engraving	\$37
999	Custom Wood Finish Set Up fee	\$231
Perf	Perforations on Cache Out wood Back	nc
LC	Line Cut on Cache IN wood back	nc
F1	CAL 133 Compliance Seat Only	\$42
F2	CAL133 Compliance, Seat & Back	\$63
MB1	Moisture Barrier	\$63

CACHE BARIATRIC

COM/Grade A Grade B Grade C Grade D Grade E Grade F Grade G Grade H Leather COL



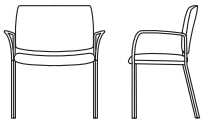
Cache In Bariatric
Fully Upholstered Seat/Wood Back

770-CA-BLK-NAT-PG	837	857	882	894	916	959	1002	1045	1111	882
770-CA-CHR-NAT-PG	960	979	1004	1016	1038	1082	1125	1168	1234	1004



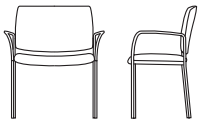
Cache In Bariatric
Fully Upholstered

771-CA-BLK-PG	825	863	915	938	982	1068	1154	1240	1433	915
771-CA-CHR-PG	947	986	1037	1059	1103	1189	1276	1362	1555	1037



Cache Out Bariatric
Fully Upholstered Seat/Wood Back

772-CA-BLK-NAT-PG	837	857	882	894	916	959	1002	1045	1111	882
772-CA-CHR-NAT-PG	960	979	1004	1016	1038	1082	1125	1168	1234	1004



Cache Out Bariatric
Fully Upholstered

773-CA-BLK-PG	825	863	915	938	982	1068	1154	1240	1433	915
773-CA-CHR-PG	947	986	1037	1059	1103	1189	1276	1362	1555	1037

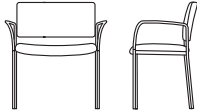
CACHE BARIATRIC

COM/Grade A Grade B Grade C Grade D Grade E Grade F Grade G Grade H Leather COL



Cache Straight Bariatric
Fully Upholstered Seat/Wood Back

774-CA-BLK-NAT-PG	837	857	882	894	916	959	1002	1045	1111	882
774-CA-CHR-NAT-PG	960	979	1004	1016	1038	1082	1125	1168	1234	1004



Cache Straight Bariatric
Fully Upholstered

775-CA-BLK-PG	825	863	915	938	982	1068	1154	1240	1433	915
775-CA-CHR-PG	947	986	1037	1059	1103	1189	1276	1362	1555	1037

CACHE STOOL

How to Build a Cache Stool Number

761 - CH24 - CA - NAT - P17006 - BL - PG - ENG

<p>Style</p> <p>761 Cache In fully upholstered 762 Cache In finished wood 763 Cache In uph seat/wood back 764 Cache In uph seat/wood back/uph pad 765 Cache Out fully upholstered 766 Cache Out finished wood 767 Cache Out uph seat/wood back 768 Cache Out uph seat/wood back/uph pad 780 Cache Straight fully upholstered 781 Cache Straight finished wood 782 Cache Straight uph seat/wood back 783 Cache Straight uph seat/wood back/uph pad</p> <p>Frame Style</p> <p>CH24 Counter Stool STL30 Bar Stool</p> <p>Arm Style</p> <p>NA No Arms CA Cache Arm Black CAG Cache Grey Arm</p>	<p>Wood Finish</p> <p>NAT Natural CHY Cherry WCH Warm Cherry MAH Mahogany ESP Espresso WLT Weathered Light WMD Weathered Medium WNT Walnut DWNT Dark Walnut 999 Custom</p>	<p>Frame Finish</p> <p>CHR Chrome SCR Soft Chrome BLK Black Matte WHT White LBNZ Light Bronze MBNZ Medium Bronze DBNZ Dark Bronze GMTL Gunmetal BRS Brass</p> <p>Painted Wood Finish Option</p> <p>P1 Painted Back P2 Painted Seat & Back</p> <p>7006 White 7044 Stone 7035 Light Grey 7012 Dark Grey 8012 Dark Red 3016 Light Red 1032 Yellow 6011 Green 6033 Teal 6034 Aqua 5024 Light Blue 5014 Medium Blue 7040 Light Grey Blue</p>	<p>Laser Engraving</p> <p>Glide / Caster Style</p> <p>PG Plastic Glide(Std) MG Metal Glide FG Felt Glide RS Rubber Sleeve</p>
--	--	--	--

Features

- Three Back Shapes—Cache In, Out, or Straight
- Seat and Back, Fully Upholstered, All Wood or Combination
- Nine Standard Wood Finishes and Thirteen Standard Painted Wood Finishes
- Wood Backs Solid as Standard. Perforations on Cache Out or Line Cut on Cache In available.
- Bright Chrome or Eight Powdercoat Frame Finish Options
- Black or Grey Soft Padded Polyurethane Armrests
- CAL117-2013 Standard, CAL133 Optional
- Meets ANSI/BIFMA Standards
- GREENGUARD Certified
- Lifetime Structural Warranty

Dimensions

Cache In -Cache Out

CH24 Stool

Seat	18.5D x 17.5W x 24H
Back	15H x 17.5W
Overall Size	22.5W x 22.5D x 39H 19.5W armless

STL30 Stool

Seat	18.5D x 17.5W x 30H
Back	15H x 17.5W
Overall Size	22.5W x 22.5D x 45H 19.5W armless

Cache Straight

CH24 Stool

Seat	18.5D x 17.5W x 24H
Back	11.25H x 17.5W
Overall Size	22.5W x 22.5D x 35.25H 19.5W armless

STL30 Stool

Seat	18.5D x 17.5W x 30H
Back	11.25H x 17.5W
Overall Size	22.5W x 22.5D x 41.25H 19.5W armless


COM	Fully Upholstered	1.2 yards
	Seats Only	.8yds per 2 seats
	Backs Only	.6 yds per one back
COL	Fully Upholstered	20 sqft
	Seats Only	7 sqft

Option Pricing

SCR	Soft Chrome Powdercoat finish (same as blk)	NC
WHT, LBNZ, MBNZ, DBNZ, GMTL, BRS—	Powdercoat Finish option upcharge (over blk price)	\$79
P1_	Painted Wood Finish Option for Painted Back (specify paint color from list)	\$37
P2_	Painted Wood Finish Option for Painted Seat and Back (specify paint color from list)	\$74
F1_	CAL 133 Fire Compliance, Seat Only	\$42
F2	CAL 133 Fire Compliance, Seat & Back	\$63
ENG	Laser Engraving	\$37
RS	Rubber Sleeves (Floor Protectors)	\$14
MG	Metal Glides	\$17
FG	Felt Glides	\$17
XFS	1/2" Extra Foam for Seat	\$27
999	Setup Charge for custom Wood Finish per order	\$231
Perf	Perforations on Cache Out wood Back	nc
LC	Line Cut on Cache IN wood back	nc

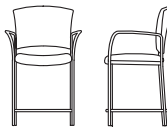
CACHE IN STOOL

COM/Grade A Grade B Grade C Grade D Grade E Grade F Grade G Grade H Leather COL



Stool Armless
Cache In
 24 in. Seat Height
 Non-stacking

761-CH24-NA-BLK	Fully Upholstered	594	616	648	660	687	739	791	843	952	648
762-CH24-NA-BLK	Finished Wood	588									
763-CH24-NA-BLK	Upholstered Seat/Wood Back	614	629	650	658	676	711	746	780	863	650
764-CH24-NA-BLK	Uph Seat / Wood Back w/Uph Pad	696	712	733	741	759	793	827	862	946	733
761-CH24-NA-CHR	Fully Upholstered	660	684	714	728	754	805	858	909	1020	714
762-CH24-NA-CHR	Finished Wood	655									
763-CH24-NA-CHR	Upholstered Seat/Wood Back	680	696	716	726	742	777	812	846	930	716
764-CH24-NA-CHR	Uph Seat / Wood Back w/Uph Pad	763	778	798	807	825	860	894	929	1012	798

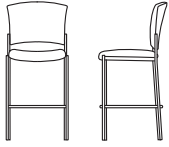


Stool with Arms
Cache In
 24 in. Seat Height
 Non-stacking

761-CH24-CA-BLK	Fully Upholstered	652	676	706	720	746	797	849	901	1011	706
762-CH24-CA-BLK	Finished Wood	648									
763-CH24-CA-BLK	Upholstered Seat/Wood Back	669	685	706	714	732	765	801	835	919	706
764-CH24-CA-BLK	Uph Seat / Wood Back w/Uph Pad	752	767	788	796	815	848	882	918	1001	788
761-CH24-CA-CHR	Fully Upholstered	719	741	772	785	812	864	916	968	1077	772
762-CH24-CA-CHR	Finished Wood	713									
763-CH24-CA-CHR	Upholstered Seat/Wood Back	736	751	771	780	798	833	866	902	985	771
764-CH24-CA-CHR	Uph Seat / Wood Back w/Uph Pad	819	834	854	863	880	916	949	984	1068	854

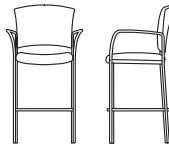
CACHE IN STOOL

COM/Grade A Grade B Grade C Grade D Grade E Grade F Grade G Grade H Leather COL



Stool Armless
Cache In
30 in. Seat Height
Non-stacking

761-STL30-NA-BLK	Fully Upholstered	594	616	648	660	687	739	791	843	952	648
762-STL30-NA-BLK	Finished Wood	588									
763-STL30-NA-BLK	Upholstered Seat/Wood Back	614	629	650	658	676	711	746	780	863	650
764-STL30-NA-BLK	Uph Seat / Wood Back w/Uph Pad	696	712	733	741	759	793	827	862	946	733
761-STL30-NA-CHR	Fully Upholstered	660	684	714	728	754	805	858	909	1020	714
762-STL30-NA-CHR	Finished Wood	655									
763-STL30-NA-CHR	Upholstered Seat/Wood Back	680	696	716	726	742	777	812	846	930	716
764-STL30-NA-CHR	Uph Seat / Wood Back w/Uph Pad	763	778	798	807	825	860	894	929	1012	798




Stool with Arms
Cache In
30 in. Seat Height
Non-stacking

761-STL30-CA-BLK	Fully Upholstered	652	676	706	720	746	797	849	901	1011	706
762-STL30-CA-BLK	Finished Wood	648									
763-STL30-CA-BLK	Upholstered Seat/Wood Back	669	685	706	714	732	765	801	835	919	706
764-STL30-CA-BLK	Uph Seat / Wood Back w/Uph Pad	752	767	788	796	815	848	882	918	1001	788
761-STL30-CA-CHR	Fully Upholstered	719	741	772	785	812	864	916	968	1077	772
762-STL30-CA-CHR	Finished Wood	713									
763-STL30-CA-CHR	Upholstered Seat/Wood Back	736	751	771	780	798	833	866	902	985	771
764-STL30-CA-CHR	Uph Seat / Wood Back w/Uph Pad	819	834	854	863	880	916	949	984	1068	854

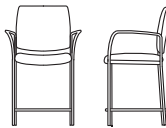
CACHE OUT STOOL

COM/Grade A Grade B Grade C Grade D Grade E Grade F Grade G Grade H Leather COL



Stool Armless
Cache Out
24 in. Seat Height
Non-stacking

765-CH24-NA-BLK	Fully Upholstered	602	625	769	669	695	747	798	851	961	655
766-CH24-NA-BLK	Finished Wood	588									
767-CH24-NA-BLK	Upholstered Seat/Wood Back	614	629	650	658	676	711	746	780	863	650
768-CH24-NA-BLK	Uph Seat / Wood Back w/Uph Pad	699	715	733	746	762	797	832	865	929	715
765-CH24-NA-CHR	Fully Upholstered	668	692	721	736	761	813	865	917	1027	721
766-CH24-NA-CHR	Finished Wood	655									
767-CH24-NA-CHR	Upholstered Seat/Wood Back	680	696	716	726	742	777	812	846	930	716
768-CH24-NA-CHR	Uph Seat / Wood Back w/Uph Pad	767	781	798	812	830	863	899	932	996	781

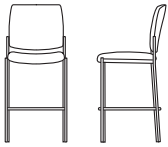


Stool with Arms
Cache Out
24 in. Seat Height
Non-stacking

765-CH24-CA-BLK	Fully Upholstered	656	680	711	725	751	802	854	905	1015	711
766-CH24-CA-BLK	Finished Wood	644									
767-CH24-CA-BLK	Upholstered Seat/Wood Back	669	685	706	714	732	765	801	835	919	706
768-CH24-CA-BLK	Uph Seat / Wood Back w/Uph Pad	755	771	783	801	818	852	887	921	985	771
765-CH24-CA-CHR	Fully Upholstered	723	747	777	791	817	868	920	972	1083	777
766-CH24-CA-CHR	Finished Wood	711									
767-CH24-CA-CHR	Upholstered Seat/Wood Back	736	751	771	780	798	833	866	902	985	771
768-CH24-CA-CHR	Uph Seat / Wood Back w/Uph Pad	822	837	852	866	883	919	952	988	1050	837

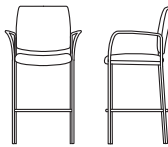
CACHE OUT STOOL

COM/Grade A Grade B Grade C Grade D Grade E Grade F Grade G Grade H Leather COL



Stool Armless
Cache Out
 30 in. Seat Height
 Non-stacking

765-STL30-NA-BLK	Fully Upholstered	602	625	769	669	695	747	798	851	961	655
766-STL30-NA-BLK	Finished Wood	588									
767-STL30-NA-BLK	Upholstered Seat/Wood Back	614	629	650	658	676	711	746	780	863	650
768-STL30-NA-BLK	Uph Seat / Wood Back w/Uph Pad	699	715	733	746	762	797	832	865	929	715
765-STL30-NA-CHR	Fully Upholstered	668	692	721	736	761	813	865	917	1027	721
766-STL30-NA-CHR	Finished Wood	655									
767-STL30-NA-CHR	Upholstered Seat/Wood Back	680	696	716	726	742	777	812	846	930	716
768-STL30-NA-CHR	Uph Seat / Wood Back w/Uph Pad	767	781	798	812	830	863	899	932	996	781



Stool with Arms
Cache Out
 30 in. Seat Height
 Non-stacking

765-STL30-CA-BLK	Fully Upholstered	656	680	711	725	751	802	854	905	1015	711
766-STL30-CA-BLK	Finished Wood	644									
767-STL30-CA-BLK	Upholstered Seat/Wood Back	669	685	706	714	732	765	801	835	919	706
768-STL30-CA-BLK	Uph Seat / Wood Back w/Uph Pad	755	771	783	801	818	852	887	921	985	771
765-STL30-CA-CHR	Fully Upholstered	723	747	777	791	817	868	920	972	1083	777
766-STL30-CA-CHR	Finished Wood	711									
767-STL30-CA-CHR	Upholstered Seat/Wood Back	736	751	771	780	798	833	866	902	985	771
768-STL30-CA-CHR	Uph Seat / Wood Back w/Uph Pad	822	837	852	866	883	919	952	988	1050	837

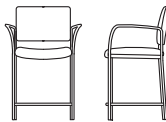
CACHE STRAIGHT STOOL

COM/Grade A Grade B Grade C Grade D Grade E Grade F Grade G Grade H Leather COL



Stool Armless
Cache Straight
 24 in. Seat Height
 Non-stacking

780-CH24-NA-BLK	Fully Upholstered	602	625	648	669	695	747	798	851	961	655
781-CH24-NA-BLK	Finished Wood	588									
782-CH24-NA-BLK	Upholstered Seat/Wood Back	614	629	650	658	676	711	746	780	863	650
783-CH24-NA-BLK	Uph Seat / Wood Back w/Uph Pad	699	715	733	746	762	797	832	865	929	715
780-CH24-NA-CHR	Fully Upholstered	668	692	721	736	761	813	865	917	1027	721
781-CH24-NA-CHR	Finished Wood	655									
782-CH24-NA-CHR	Upholstered Seat/Wood Back	680	696	716	726	742	777	812	846	930	716
783-CH24-NA-CHR	Uph Seat / Wood Back w/Uph Pad	767	781	798	812	830	863	899	932	996	781

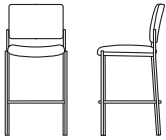


Stool with Arms
Cache Straight
 24 in. Seat Height
 Non-stacking

780-CH24-CA-BLK	Fully Upholstered	656	680	711	725	751	802	854	905	1015	711
781-CH24-CA-BLK	Finished Wood	644									
782-CH24-CA-BLK	Upholstered Seat/Wood Back	669	685	706	714	732	765	801	835	919	706
783-CH24-CA-BLK	Uph Seat / Wood Back w/Uph Pad	755	771	783	801	818	852	887	921	985	771
780-CH24-CA-CHR	Fully Upholstered	723	747	777	791	817	868	920	972	1083	777
781-CH24-CA-CHR	Finished Wood	711									
782-CH24-CA-CHR	Upholstered Seat/Wood Back	736	751	771	780	798	833	866	902	985	771
783-CH24-CA-CHR	Uph Seat / Wood Back w/Uph Pad	822	837	852	866	883	919	952	988	1050	837

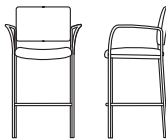
CACHE STRAIGHT STOOL

COM/Grade A Grade B Grade C Grade D Grade E Grade F Grade G Grade H Leather COL



Stool Armless
Cache Straight
 30 in. Seat Height
 Non-stacking

780-STL30-NA-BLK	Fully Upholstered	602	625	648	669	695	747	798	851	961	655
781-STL30-NA-BLK	Finished Wood	588									
782-STL30-NA-BLK	Upholstered Seat/Wood Back	614	629	650	658	676	711	746	780	863	650
783-STL30-NA-BLK	Uph Seat / Wood Back w/Uph Pad	699	715	733	746	762	797	832	865	929	715
780-STL30-NA-CHR	Fully Upholstered	668	692	721	736	761	813	865	917	1027	721
781-STL30-NA-CHR	Finished Wood	655									
782-STL30-NA-CHR	Upholstered Seat/Wood Back	680	696	716	726	742	777	812	846	930	716
783-STL30-NA-CHR	Uph Seat / Wood Back w/Uph Pad	767	781	798	812	830	863	899	932	996	781



Stool with Arms
Cache Straight
 30 in. Seat Height
 Non-stacking

780-STL30-CA-BLK	Fully Upholstered	656	680	711	725	751	802	854	905	1015	711
781-STL30-CA-BLK	Finished Wood	644									
782-STL30-CA-BLK	Upholstered Seat/Wood Back	669	685	706	714	732	765	801	835	919	706
783-STL30-CA-BLK	Uph Seat / Wood Back w/Uph Pad	755	771	783	801	818	852	887	921	985	771
780-STL30-CA-CHR	Fully Upholstered	723	747	777	791	817	868	920	972	1083	777
781-STL30-CA-CHR	Finished Wood	711									
782-STL30-CA-CHR	Upholstered Seat/Wood Back	736	751	771	780	798	833	866	902	985	771
783-STL30-CA-CHR	Uph Seat / Wood Back w/Uph Pad	822	837	852	866	883	919	952	988	1050	837

CACHE TABLES

How to Build a Cache Table Number

701 - SCR - WDT(LMT) - NAT

<p>Style</p> <p>704 Coffee Table 42.5W x 18D 17.5H 705 End Table 18W x 16D x 17.5H</p> <p>Frame Finish</p> <p>CHR Chrome SCR Soft Chrome BLK Black Matte WHT White LBNZ Light Bronze MBNZ Medium Bronze DBNZ Dark Bronze GMTL Gunmetal BRS Brass</p> <p>Table Top</p> <p>WDT Wood Top LMT Laminated Top COR Corian Top</p>	<p>Wood Finish</p> <p>NAT Natural CHY Cherry WCH Warm Cherry MAH Mahogany ESP Espresso WLT Weathered Light WMD Weathered Medium WNT Walnut DWNT Dark Walnut 999 Custom</p> <p>Laminate Color</p> <p>WHT Linen matte D427-60 MPL Fusion Maple 7909-60 GRY Fashion Grey D381-60 GRY2 Slate Grey D81-60 WLT Montana Walnut 7110K-78 TEAK Studio Teak 7960K-18 BLK Black</p> <p>Corian</p> <p>WHT Glacier White</p>
---	--

Features

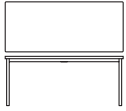
Table Tops in Wood, Laminate or Corian Options
 Nine Standard Wood Finishes, Seven Standard Wilsonart Laminate Options or Glacier White Corian Top Options
 Four Leg Metal Base Available in CHR Chrome or Eight Powdercoat Finish Options
 Lifetime Structural Warranty

Option Pricing

999 Custom Wood Finish Set up Fee	231 NET
SCR	NC
WHT, LBNZ, MBNZ, DBNZ, GMTL, BRS	79

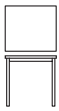
CACHE TABLES

COM/Grade A Grade B Grade C Grade D Grade E Grade F Grade G Grade H Leather COL



Coffee Table
42.5 x 18 x 17.5H
Freestanding

704-BLK-LMT	Coffee Table, BLK Laminate	486
704-BLK-WDT	Coffee Table, BLK, Wood	503
704-BLK-COR	Coffee Table, SCR, Corian	1950
704-CHR-LMT	Coffee Table, BLK, Laminate	569
704-CHR-WDT	Coffee Table, CHR, Wood	586
704-CHR-COR	Coffee Table, CHR, Corian	2050



End Table
18W x 16D x 17.5H
Freestanding

705-BLK-LMT	End Table, BLK Laminate	346
705-BLK-WDT	End Table, BLK, Wood	343
705-BLK-COR	End Table, BLK, Corian	1126
705-CHR-LMT	End Table, CHR, Laminate	418
705-CHR-WDT	End Table, CHR, Wood	415
705-CHR-COR	End Table, CHR, Corian	1200

PRICES

All prices are recommended retail prices. Applicable sales taxes are additional. Freight to destination (tailgate) in the contiguous 48 states is 3% of Net. Prices are subject to change without notice.

PAYMENT TERMS

Net 30 days, with established credit. Until credit is approved, a fifty percent deposit must be sent with the order, the balance is due prior to shipment.

ACKNOWLEDGEMENTS AND CANCELLATIONS

All orders will be acknowledged in writing. Cancellations cannot be accepted once orders have entered production.

THIRD PARTY FABRIC PRICING

We are proud to offer graded in fabric programs with the following companies—
Anzea ArcCom Architex Stinson Camira DesignTex Maharam Mayer Momentum Ultrafabrics

All graded in fabrics are not automatically approved for use on all product lines. Some other fabric lines can also be graded in. Please contact Source customer service for information.

CUSTOMER'S OWN MATERIAL—C.O.M.

C.O.M. fabric must be approved prior to acceptance of the order. The material must be provided in 54" wide continuous yardage. All fabric will be directionally cut straight off the bolt unless otherwise specified. A C.O.M. form must be filled out and submitted along with purchase order. Yardage requirements listed are for small patterns or plain materials. The material must be shipped to the factory prepaid and with proper reference to the order. Source International is not responsible for appearance, performance or durability of C.O.M.

WOOD FINISHES

Wood finish names such as Mahogany and Cherry describe color only, not wood species. Stains are applied to maple or similar woods. Wood surfaces have natural variations in grain and porosity and absorb stains differently which may result in variations of final color.

The premium veneer options available on limited products have a clear coat finish.

WARRANTY

The customer's complete satisfaction is our goal. All chairs are guaranteed against structural failure for a lifetime of normal commercial use by the original purchaser. All mechanisms and controls are guaranteed for a full five years and all upholstered materials for a full three years of normal commercial use (single shift) or a prorated equivalent for multi-shift use.

RETURNS AND ALLOWANCES

No merchandise may be returned without a return authorization and shipping instructions. No credit or allowance will be given for repairs to defective materials unless Source International has given authority to make such repairs.

Visa / Mastercard / Amex accepted

Source International is a member of 20-20 CAP and GIZA Technology services.

sourceinternationaldesign.com