

CELEBRATE

Price List Effective September 2021



SOURCE

CELEBRATE

How to Build a Celebrate Product Number

960 - FL-NA - 9605 - SCR - PG

Style	960 Poly Shell Chair 961 Poly Shell Chair with Upholstered Seat Pad				PG Plastic Glides FG Felt Glides C2B Black Carpet Caster C2G Grey Carpet Caster
Base/Frame	SL-NA Sled Frame, no arms SL-WA Sled Frame, with arms FL-NA Four Leg, no arms FL-WA Four Leg, with arms CS-NA Caster Four Leg, no arms WDL-NA Wood Four Leg, no arms CH24SL Counter Height Stool Sled Frame 24 in seat height STL30SL Bar Height Stool Sled Frame 30 in seat height	Poly Shell Colors	Metal Frame/Leg Finish	Wood Leg Finish	
		9605 White 9601 Black 9606 Rojo Red 9607 Graphite Grey 9608 Spicy Mustard 9609 Sky Blue 9610 Grey Beige	Standard Powder Coats SCR Soft Chrome BLK Black Matte WHT White GMTL Gunmetal LBNZ Light Bronze MBNZ Medium Bronze DBNZ Dark Bronze BRS Brass Premium Powder Coats STN Stone LGB Light Grey Blue DGY Dark Grey LBL Light Blue AQU Aqua GRN Green YLW Yellow LRD Light Red Premium Powder Coats to Match Shell Colors RED Rojo Red GRA Graphite Grey MUS Spicy Mustard SBL Sky Blue GBE Grey Beige	NAT Natural CHY Cherry WCH Warm Cherry MAH Mahogany ESP Espresso WLT Weathered Light WMD Weathered Medium WNT Walnut DWNT Dark Walnut WGR Weathered Grey 001 Black 999 Custom P1 Painted Wood 7006 White 7044 Stone 7035 Light Grey 7012 Dark Grey 8012 Dark Red 3016 Light Red 1032 Yellow 6011 Green 6033 Teal 6034 Aqua 5024 Light Blue 5014 Medium Blue 7040 Light Grey Blue	

Features

Flexing one piece poly shell
 All poly shell or poly shell with upholstered seat pad
 Arm option on SL frame with color matching polyurethane wrap
 Tubular steel arm option on FL frames
 SL Sled Frame stacks 8 high on the floor, 10 high on the dolly
 FL Four Leg stacks 8 high on the floor, 10 high on the dolly
 CS Caster Four Leg stacks 6 high on the floor
 CH24 & STL30 Stool Frames stack 6 high on the floor
 GreenGuard Certified
 Meets ANSI/BIFMA Standards
 Lifetime Limited Warranty

Dimensions


Sled Frame	Seat 17.75"D x 17"W x 18"H Back 16.5"W x 16"H Overall 20.5"D x 19.5"W x 32.5"H With Arms 21.25"W x 25.25"Arm H	Counter Height Stool	Seat 17.75"D x 17"W x 24"H Back 16.5"W x 16"H Overall 20.5"D x 21"W x 38.75"H	Upholstered Seat Pad Requirement	COM .7 yards per one or two seats COL 7 sqft per seat
Four Leg	Seat 17.75"D x 17"W x 18.25"H Back 16.5"W x 16"H Overall 20.5"D x 20.75"W x 32.75"H With Arms 21.5"W x 26.75"Arm H	Bar Height Stool	Seat 17.75"D x 17"W x 30"H Back 16.5"W x 16"H Overall 20.5"D x 21"W x 44.75"H		
Caster Four Leg	Seat 17.75"D x 17"W x 17.75"H Back 16.5"W x 16"H Overall 19"D x 21.5"W x 32.25"H				
Wood Four Leg	Seat 17.75"D x 17"W x 17.5"H Back 16.5"W x 16"H Overall 19"D x 18.75"W x 32.75"H				

Option Pricing

Standard Powdercoat Finish		NC
PPC	Premium Powdercoat Finish	\$200 NET (net charge per color per order)
P1	Painted Wood Finish for Wood Legs	\$55
FG	Felt Glide (FL and WDL Base)	\$20
FG-SL	Felt Glide Sled Frame	\$20
C2B	Black Carpet Caster	standard
C2G	Grey Carpet Caster	NC
GD-SL	Plastic Ganger (Sled Frame only)	\$25
999	Custom Wood Finish	\$225 NET
960 FW	Four Wheel Storage Dolly (SL and FL frames)	\$375

CELEBRATE

COM/Grade A Grade B Grade C Grade D Grade E Grade F Grade G Grade H Leather COL



Four Leg

960-FL-NA

399

961-FL-NA

595

605

625

650

675

725

765

810

785

625



For Leg with Arms

960-FL-WA

475

961-FL-WA

670

680

700

725

750

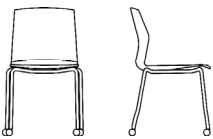
800

840

885

860

700



Caster Four Leg

960-CS-NA

565

961-CS-NA

760

770

790

815

840


890

930

975

950

790



Sled Frame

960-SL-NA

425

961-SL-NA

620

630

650

675

700

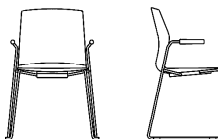
750

790

835

810

650



Sled Frame with Arms

960-SL-WA

525

961-SL-WA

720

730

750

775

800

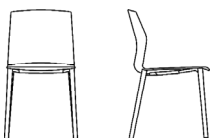
850

890

935

910

750



Wood Four Leg

960-WDL-NA

710

961-WDL-NA

905

915

935

960

985

1035

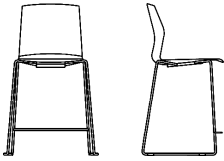
1075

1120

1095

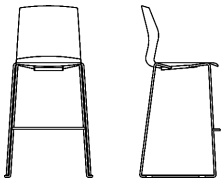
935

COM/Grade A Grade B Grade C Grade D Grade E Grade F Grade G Grade H Leather COL



Counter Height Sled Frame Stool 24 in. Seat Ht

960-CH24SL-NA	575										
961-CH24SL-NA	770	780	800	825	850	900	940	985	960	800	



Bar Height Sled Frame Stool 30 in. Seat Ht

960-STL30SL-NA	600									
961-STL30SL-NA	795	805	825	850	875	925	965	1010	985	825

CELEBRATE

How to Build a Celebrate Swivel Product Number

960 - H4-NA - 9605 - SCR - C2G

Style				Glides/Casters	
960	Poly Shell Chair			FG	Felt Glides (H4 base only)
961	Poly Shell Chair with Upholstered Seat Pad			C2B	Black Carpet Caster
Base/Frame				C2G	Grey Carpet Caster
H4-NA	High Four Swivel Base, no arms			C7B	Chrome Caster with Black Tread
H4-WA	High Four Swivel Base with arms			C7G	Chrome Caster with Grey Tread
H4C-NA	High Four Swivel Base with Casters, no arms				
H4C-WA	High Four Swivel Base with Casters with arms				
TSC-NA	Five Star Height Adjustable, no arms, simple tilt				
TSC-WA	Five Star Height Adjustable, with arms, simple tilt				
		Plastic Base			
		B2	Black Plastic Five Star		
		Metal Base Finish			
		PAL	Polished Aluminum		
		Poly Shell Colors			
9605	White	Standard Powder Coats		Premium Powder Coats	
9601	Black	SCR	Soft Chrome	STN	Stone
9606	Rojo Red	BLK	Black Matte	LGB	Light Grey Blue
9607	Graphite Grey	WHT	White	DGY	Dark Grey
9608	Spicy Mustard	GMTL	Gunmetal	LBL	Light Blue
9609	Sky Blue	LBNZ	Light Bronze	AQU	Aqua
9610	Grey Beige	MBNZ	Medium Bronze	GRN	Green
		DBNZ	Dark Bronze	YLW	Yellow
		BRS	Brass	LRD	Light Red
				Premium Powder Coats to Match Shell Colors	
				RED	Rojo Red
				GRA	Graphite Grey
				MUS	Spicy Mustard
				SBL	Sky Blue
				GBE	Grey Beige

Features

- Flexing one piece poly shell
- All poly shell or all poly shell with upholstered seat pad
- Tubular steel arm option on all swivel models
- Three swivel base options
- TSC has simple tilt and seat height adjustment
- GreenGuard Certified
- Meets ANSI/BIFMA Standards
- Lifetime Limited Warranty

Dimensions

	High Four Swivel	High Four Swivel with Casters	Five Star Height Adjustable
Seat	17.75"D x 17"W x 18"H	Seat 17.75"D x 17"W x 18"H	Seat 17.75"D x 17"W x 17"-20.5"H
Back	16.5"W x 16"H	Back 16.5"W x 16"H	Back 16.5"W x 16"H
Overall	19"D x 26.25"W x 32.5"H	Overall 19"D x 27"W x 32.5"H	Overall 26.5"D x 29"W x 32"-35.5"H
With Arms	21.5"W x 25.25"Arm H	With Arms 21.5"W x 25.25"Arm H	With Arms 21.5"W x 26.5-30"Arm H
Base Dia.	26.25"	Base Dia. 27"	Base Dia. 29"

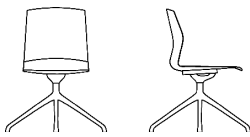
Upholstered Seat Pad Requirement

COM	.7 yards per one or two seats
COL	7 sqft per seat

Option Pricing

PAL	Polished aluminum	Standard
	Standard Powdercoat Finish	Standard
PPC	Premium Powdercoat Finish	\$200 NET (net charge per color per order)
B2	Black plastic base (TSC base option)	\$130 Deduct
FG	Felt Glide (H4 Base)	Standard
C2B	Carpet Caster Black	Standard
C2G	Carpet Caster Grey	NC
C7B	Chrome Caster with Black Tread	NC
C7G	Chrome Caster with Grey Tread	NC

COM/Grade A Grade B Grade C Grade D Grade E Grade F Grade G Grade H Leather COL



High Four Swivel Base

960-H4-NA

650

961-H4-NA

845

855

875

900

925

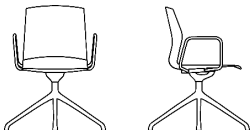
975

1015

1060

1035

875



High Four Swivel Base with Arms

960-H4-WA

800

961-H4-WA

995

1005

1025

1050

1075

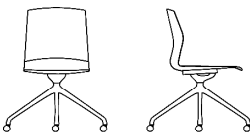
1125

1165

1210

1185

1025



High Four Swivel Base with Casters

960-H4C-NA

675

961-H4C-NA

870

880

900

925

950

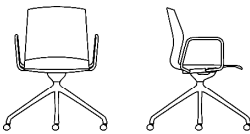
1000

1040

1085

1060

900



High Four Swivel Base with Casters and Arms

960-H4C-WA

825

961-H4C-WA

1020

1030

1050

1075

1100

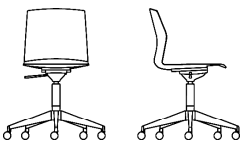
1150

1190

1235

1210

1050



Five Star Swivel Base Height Adjustable

960-TSC-NA

575

961-TSC-NA

770

780

800

825

850

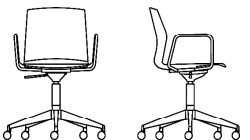
900

940

985

960

800



Five Star Swivel Base Height Adjustable with Arms

960-TSC-WA

725

961-TSC-WA

920

930

950

975

1000

1050

1090

1135

1110

950

PRICES

All published prices are recommended retail prices. Applicable sales taxes are additional. Prices are subject to change without notice.

PAYMENT TERMS

Net 30 days, with established credit. Until credit is approved, a fifty percent deposit must be sent with the order, the balance is due prior to shipment. Deposits are non-refundable in the event of cancellation. If deposit has been placed on original order, applicable cancellation charges to be deducted from the deposit amount. Remainder of deposit will be held in the form of a credit for future orders.

FREIGHT POLICY

Effective October 1, 2020

All orders are FOB Destination.

Orders under \$4000 net will incur a minimum freight charge of \$120.

Orders over \$4000 net will be charged the standard 3% of net freight fee.

These fees are applicable for any shipment being made within the contiguous U.S.

Source International reserves the right to select method of shipment and carrier.

CONCEALED DAMAGE

If products are received damaged, a written exception should be made on the bill of lading and an immediate inspection be requested of the carrier. Concealed damage must be reported to the carrier within the specific carrier's predetermined timeline. Failure to make claims shall constitute acceptance of the products and waiver any claims of defects, errors or shortages.

RETURNS AND ALLOWANCES

All product is made to order. No merchandise may be returned without a return authorization and shipping instructions. No credit or allowance will be given for repairs to defective materials unless Source International has given authority to make such repairs.

ORDER ENTRY

All orders must be submitted in writing. Email to cr@sourceinternationaldesign.com or Fax to 508-842-1838.

ACKNOWLEDGEMENTS

All orders will be acknowledged in writing. Orders will be manufactured based on the written acknowledgement. It is the customer's responsibility to review each acknowledgement and communicate with the factory if there are errors within 48 hours.

CANCELLATIONS

Any changes or cancellation may result in charges if materials have entered into production. If an order is cancelled while in production, a cancellation fee will be applied based on the status of order at time of cancellation.

FABRICS

Not all graded in fabrics are approved for all product lines. Send memo samples for approval to:
Source International 17 Gilmore Dr, Sutton, MA 01590.

Please tag memo samples with:

The product the fabric is being reviewed for, and your contact information

Graded In Partners

We are proud to offer graded in fabric programs with the following companies:

Anzea

Architex

Camira

CF Stinson

Camira

DesignTex

Knoll

Maharam

Mayer

Momentum

Ultrafabrics

Customer's Own Material

C.O.M. fabric must be approved prior to acceptance of the order. The material must be provided in 54" wide continuous yardage. All fabric will be directionally cut straight off the bolt unless otherwise specified. A C.O.M. form must be filled out and submitted along with purchase order. Yardage requirements listed are for small patterns or plain materials. The material must be shipped to the factory prepaid and with proper reference to the order. Source International is not responsible for appearance, performance or durability of C.O.M

LEATHER

Leather Prices published in this price list are for our stock leather "MAMMUT" by Wollsdorf Leather in the following colors:

250599 Black

251938 Saddle

253272 Chestnut

250519 Pewter

252004 Charcoal

Additional leather colors in the Mammut line can be quoted. All other leathers will be priced as COL.