

PORTRAIT

SWIVEL TASK GUEST

Price List Effective January 2023

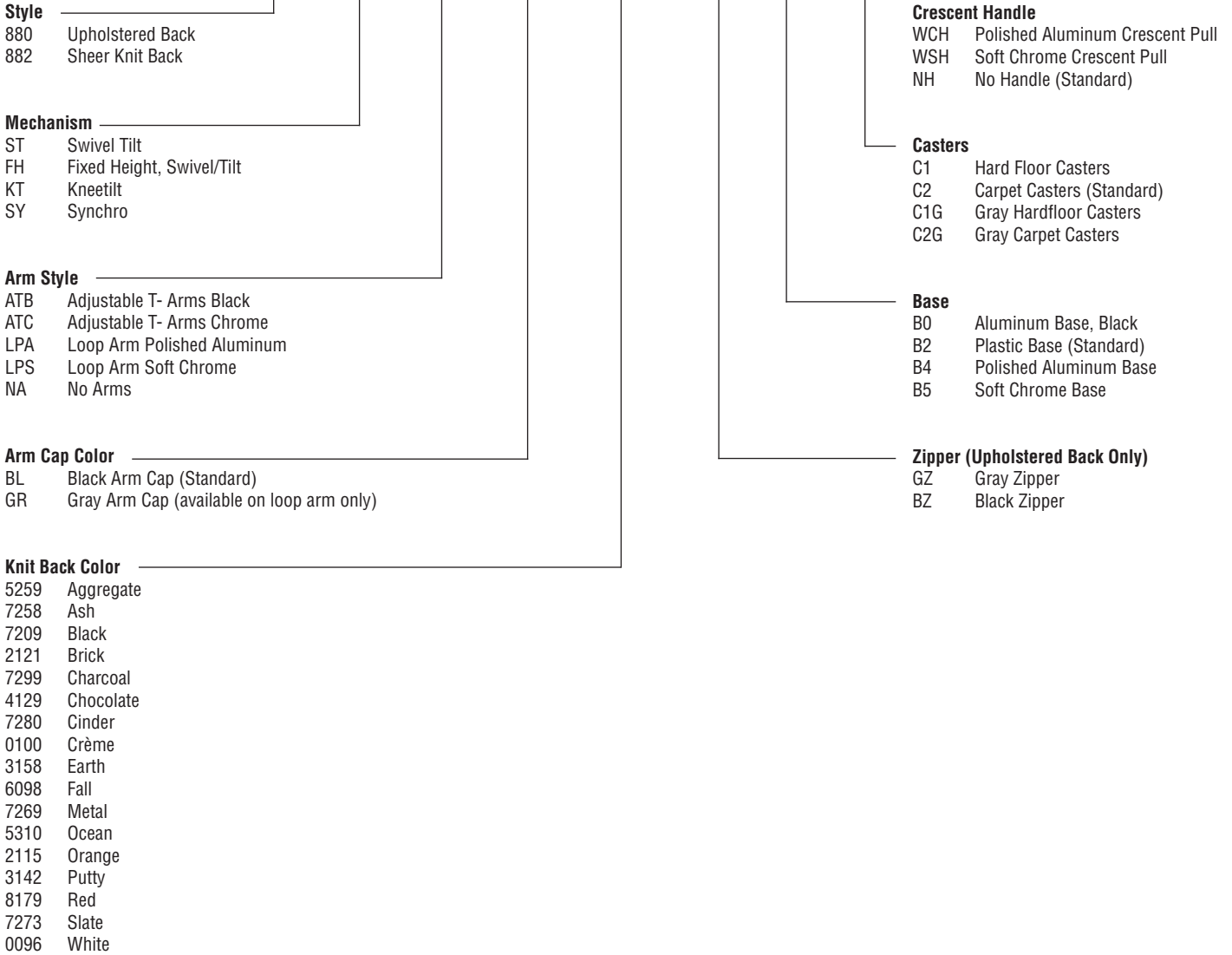


SOURCE

PORTRAIT

How to Build a Portrait Product Number

880 - ST - ATB - BL - 7273 - GZ - B2 - C2 - NH



Features

Two Back Styles
 Partially Exposed Zipper on Fully Upholstered Back. Please Select either Gray or Black Zipper
 Four Mechanism Choices
 Meets ANSI/BIFMA Standards
 GREENGUARD Certified
 CAL 117 standard CAL 133 optional
 Lifetime Limited Warranty

The use of a Back Guard is strongly recommended if the chair will be in an environment where the back will be in contact with objects such as work surfaces, chair rails, file cabinets etc.

Dimensions

880 Upholstered Back Chair

Seat	19.5"D x 19.5"W
Seat Height	17" - 20"
Back	18"W x 22"H
Overall Size	24.5"W x 24.5"D x 39" - 43"H
COM	1.8 Yard
COL	33 sqft.

882 Sheer Knit Back Chair

Seat	19.5"D x 19.5"W
Seat Height	17" - 20"
Back	18"W x 22"H
Overall Size	24.5"W x 24.5"D x 39" - 43"H
COM	1 Yard
COL	18 sqft.

Option Pricing

WCH	Polished Aluminum Crescent Handle	\$80
WSH	Soft Chrome Crescent Handle	\$80
GZ	Gray Zipper	N/C
BZ	Black Zipper	N/C
BG	Back Guard Option	\$25
C1	Hard Floor Caster, Black	\$35
C2	Carpet Caster, Black	N/C
C2G	Carpet Caster, Grey	N/C
B0	Black Aluminum Base	\$75
B2	Black Plastic Base	N/C
B4	Polished Aluminum Base	\$135
B5	Soft Chrome Finished Base	\$90
F1	CAL 133 Compliance, Seat Only	\$50
F2	CAL 133 Compliance, Seat and Back	\$65
M1	Seat Slider (Works with SY Mechanism only)	\$75
CCYL	Chrome Cylinder	\$30
UPH	Upholstered Arm Caps* (Only on Loop Arm)	\$95

*Upholstered Arm Caps subject to damage from adjacent surface edges and not covered by Source warranty.


PORTRAIT

COM/
Grade A Grade B Grade C Grade D Grade E Grade F Grade G Grade H Leather COL




Portrait Upholstered Back

880-ST-NA-B2-C2	Swivel/Tilt, No Arms	1115	1165	1235	1255	1310	1425	1525	1630	1885	1225
880-ST-ATB-BL-B2-C2	Swivel/Tilt, Adjustable Arms Black	1265	1310	1380	1410	1465	1575	1675	1780	2045	1370
880-ST-ATC-BL-B2-C2	Swivel/Tilt, Adjustable Arms Chrome	1270	1315	1390	1415	1465	1580	1680	1785	2045	1375
880-ST-LPA(S)-BL-B2-C2	Swivel/Tilt, Alum. Arms, Black Cap	1380	1430	1495	1525	1575	1685	1790	1890	2145	1480
880-ST-LPA(S)-GR-B2-C2	Swivel/Tilt, Alum. Arms, Gray Cap	1380	1430	1495	1525	1575	1685	1790	1890	2145	1480



Portrait Upholstered Back

880-FH-NA-B2-C2	Fixed Height, No Arms	1115	1165	1235	1255	1310	1425	1525	1630	1885	1225
880-FH-ATB-BL-B2-C2	Fixed Height, Adjustable Arms Black	1265	1310	1380	1410	1465	1575	1675	1780	2045	1370
880-FH-ATC-BL-B2-C2	Fixed Height, Adjustable Arms Chrome	1270	1315	1390	1415	1465	1580	1680	1785	2045	1375
880-FH-LPA(S)-BL-B2-C2	Swivel/Tilt, Alum. Arms, Black Cap	1380	1430	1495	1525	1575	1685	1790	1890	2145	1480
880-FH-LPA(S)-GR-B2-C2	Swivel/Tilt, Alum. Arms, Gray Cap	1380	1430	1495	1525	1575	1685	1790	1890	2145	1480



Portrait Sheer Knit Back

882-ST-NA-B2-C2	Swivel/Tilt, No Arms	1090	1110	1145	1170	1195	1260	1325	1380	1510	1135
882-ST-ATB-BL-B2-C2	Swivel/Tilt, Adjustable Arms Black	1170	1195	1240	1250	1280	1350	1405	1465	1595	1230
882-ST-ATC-BL-B2-C2	Swivel/Tilt, Adjustable Arms Chrome	1175	1195	1245	1255	1290	1350	1410	1465	1600	1235
882-ST-LPA(S)-BL-B2-C2	Swivel/Tilt, Alum. Arms, Black Cap	1255	1280	1320	1340	1365	1440	1495	1550	1675	1310
882-ST-LPA(S)-GR-B2-C2	Swivel/Tilt, Alum. Arms, Gray Cap	1255	1280	1320	1340	1365	1440	1495	1550	1675	1310



Portrait Sheer Knit Back

882-FH-NA-B2-C2	Fixed Height, No Arms	1030	1050	1090	1110	1135	1200	1255	1315	1450	1075
882-FH-ATB-BL-B2-C2	Fixed Height, Adjustable Arms Black	1170	1195	1240	1250	1280	1350	1405	1465	1595	1230
882-FH-ATC-BL-B2-C2	Fixed Height, Adjustable Arms Chrome	1175	1195	1245	1255	1290	1350	1410	1465	1600	1235
882-FH-LPA(S)-BL-B2-C2	Swivel/Tilt, Alum. Arms, Black Cap	1255	1280	1320	1340	1365	1440	1495	1550	1675	1310
882-FH-LPA(S)-GR-B2-C2	Swivel/Tilt, Alum. Arms, Gray Cap	1255	1280	1320	1340	1365	1440	1495	1550	1675	1310

COM/
Grade A Grade B Grade C Grade D Grade E Grade F Grade G Grade H Leather COL



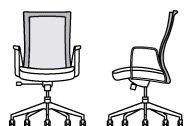
Portrait Upholstered Back

880-KT-NA-B2-C2	Knee/Tilt, No Arms	1225	1260	1335	1365	1410	1525	1630	1730	1990	1320
880-KT-ATB-BL-B2-C2	Knee/Tilt, Adjustable Arms Black	1350	1395	1470	1495	1545	1665	1770	1870	2125	1455
880-KT-ATC-BL-B2-C2	Knee/Tilt, Adjustable Arms Chrome	1360	1400	1475	1500	1550	1670	1775	1875	2130	1460
880-KT-LPA(S)-BL-B2-C2	Knee/Tilt, Alum. Arms, Black Cap	1465	1510	1585	1610	1660	1780	1880	1985	2240	1570
880-KT-LPA(S)-GR-B2-C2	Knee/Tilt, Alum. Arms, Gray Cap	1465	1510	1585	1610	1660	1780	1880	1985	2240	1570



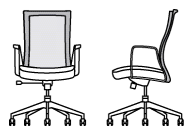
Portrait Upholstered Back

880-SY-NA-B2-C2	Synchro, No Arms	1225	1265	1340	1365	1415	1535	1635	1735	1995	1325
880-SY-ATB-BL-B2-C2	Synchro, Adjustable Arms Black	1375	1415	1485	1520	1570	1680	1785	1885	2140	1475
880-SY-ATC-BL-B2-C2	Synchro, Adjustable Arms Chrome	1380	1425	1495	1525	1575	1685	1790	1890	2145	1480
880-SY-LPA(S)-BL-B2-C2	Synchro, Alum. Arms, Black Cap	1485	1525	1600	1635	1685	1795	1905	2000	2255	1585
880-SY-LPA(S)-GR-B2-C2	Synchro, Alum. Arms, Gray Cap	1485	1525	1600	1635	1685	1795	1905	2000	2255	1585



Portrait Sheer Knit Back

882-KT-NA-B2-C2	Knee/Tilt, No Arms	1230	1250	1300	1310	1340	1405	1465	1520	1655	1290
882-KT-ATB-BL-B2-C2	Knee/Tilt, Adjustable Arms Black	1315	1345	1390	1400	1430	1505	1560	1610	1745	1375
882-KT-ATC-BL-B2-C2	Knee/Tilt, Adjustable Arms Chrome	1320	1350	1395	1405	1435	1510	1560	1615	1750	1380
882-KT-LPA(S)-BL-B2-C2	Knee/Tilt, Alum. Arms, Black Cap	1335	1365	1410	1425	1455	1520	1580	1635	1770	1395
882-KT-LPA(S)-GR-B2-C2	Knee/Tilt, Alum. Arms, Gray Cap	1335	1365	1410	1425	1455	1520	1580	1635	1770	1395



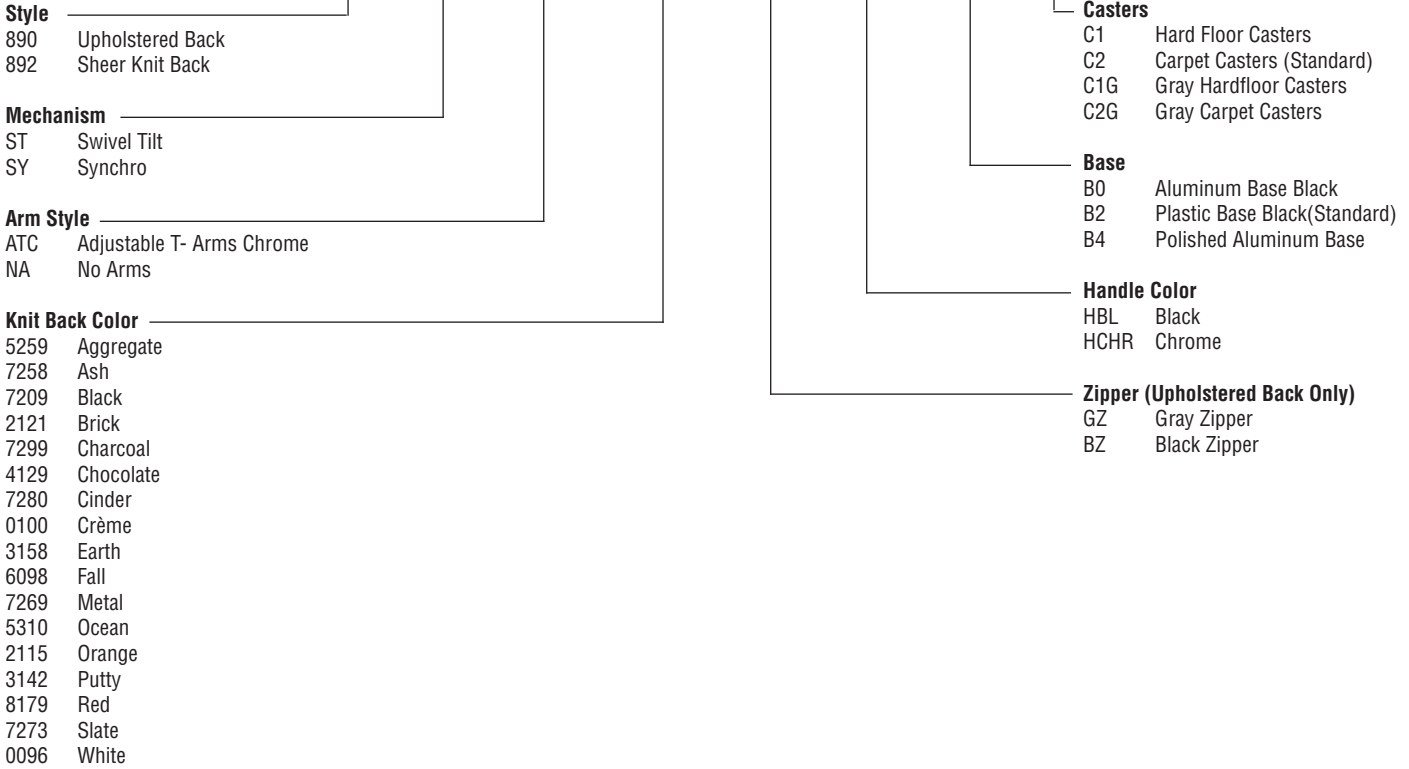
Portrait Sheer Knit Back

882-SY-NA-B2-C2	Synchro, No Arms	1115	1140	1185	1200	1235	1300	1350	1410	1540	1175
882-SY-ATB-BL-B2-C2	Synchro, Adjustable Arms Black	1260	1290	1335	1350	1375	1450	1505	1565	1695	1320
882-SY-ATC-BL-B2-C2	Synchro, Adjustable Arms Chrome	1265	1300	1340	1360	1380	1455	1510	1565	1700	1325
882-SY-LPA(S)-BL-B2-C2	Synchro, Alum. Arms, Black Cap	1365	1390	1435	1455	1480	1550	1610	1725	1790	1425
882-SY-LPA(S)-GR-B2-C2	Synchro, Alum. Arms, Gray Cap	1365	1390	1435	1455	1480	1550	1610	1725	1790	1425

PORTRAIT TASK

How to Build a Portrait Task Product Number

890 - ST - ATB - 7299 - BZ - HBL - B2 - C2



Features

- Self Conforming Lumbar Support
- Pneumatic Seat Height Adjustment
- Waterfall Front Seat Edge
- Polyurethane Arm Caps in Black
- Pivoting Arm Cap
- Hooded Dual Wheel Casters
- Top Handle for Mobility Convenience in Black or Chrome
- GREENGUARD Certified
- Meets ANSI BIFMA Standards
- CAL 117 Standard CAL 133 Optional

Dimensions

Seat	19.75"D x 18.75"W x 15-19.5"H
Back	18"W x 20.5"H
Overall Size	26"D x 27"W x 35.5-40"H
COM	1.5 Yards Upholstered 1 Yard Knit Back
COL	27 sq. ft. Upholstered 18 sq. ft. Knit Back

PORTRAIT TASK

Option Pricing

NA	No Arm Option	Deduct \$50
C1	Hard Floor Caster, Black	\$35
C2G	Carpet Caster, Grey	N/C
C3	Plastic Glide Caster Replacement	\$45
B0	Black Aluminum Base	\$65
B4	Polished Aluminum Base	\$135
F1	CAL 133 Compliance, Seat Only	\$50
F2	CAL 133 Compliance, Seat and Back	\$65
BG	Back Guard Option	\$25
M1	Seat Slider (Works with SY Mechanism only)	\$75
HBL	Black Handle	Standard
HCHR	Chrome Handle	N/C

COM/
Grade A Grade B Grade C Grade D Grade E Grade F Grade G Grade H Leather COL



Portrait Task Upholstered Back

890-ST-ATC-B2-C2	Swivel Tilt	1170	1190	1215	1300	1345	1465	1560	1645	1830	1200
890-SY-ATC-B2-C2	Synchro Tilt	1235	1255	1280	1365	1395	1535	1620	1710	1890	1240



Portrait Task Knit Back

892-ST-ATC-B2-C2	Swivel Tilt	1055	1075	1110	1120	1145	1215	1270	1325	1455	1075
892-SY-ATC-B2-C2	Synchro Tilt	1115	1135	1175	1185	1215	1280	1335	1380	1530	1135

PORTRAIT GUEST

How to Build a Portrait Guest Product Number

884 - SCR - BL - 7273 - GZ - F1

<p>Style</p> <p>884 Upholstered Back Sled Base Chair</p> <p>886 Sheer Knit Back Sled Base Chair</p>	<p>Frame Finish</p> <p>SCR Soft Chrome</p> <p>CHR Bright Chrome</p>	<p>Knit Back Color</p> <p>5259 Aggregate</p> <p>7258 Ash</p> <p>7209 Black</p> <p>2121 Brick</p> <p>7299 Charcoal</p> <p>4129 Chocolate</p> <p>7280 Cinder</p> <p>0100 Creme</p> <p>3158 Earth</p> <p>6098 Fall</p> <p>7269 Metal</p> <p>5310 Ocean</p> <p>2115 Orange</p> <p>3142 Putty</p> <p>8179 Red</p> <p>7273 Slate</p> <p>0096 White</p>	<p>CAL 133 Option</p> <p>F1 Seat Only</p> <p>F2 Seat & Back</p>	<p>Zipper (Upholstered Back Only)</p> <p>GZ Gray Zipper</p> <p>BZ Black Zipper</p>
<p>Arm Cap</p> <p>BL Black</p> <p>GR Gray</p>				

Features

Two Back Styles, Fully Upholstered or Sheer Knit
 17 Knit Back Colors
 Partially Exposed Zipper on Fully Upholstered Back. Please Select Either Gray or Black Zipper
 Cantilevered Sled Base Frame in Two Finish Options, Chrome or Soft Chrome
 Frame Stacks Three High
 Polyurethane Arm Caps, Black or Gray
 CAL 117 Standard, CAL 133 Optional
 GREENGUARD Certified
 Meets ANSI/BIFMA Standards
 Lifetime Limited Warranty

Dimensions

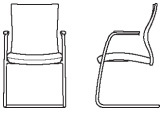
	884 Fully Upholstered Chair		886 Knit Back Chair	
Seat	19.5"D	19.75"W x 18"H	Seat	19.5"D x 19.75"W x 18"H
Back	19"W	18.5"H	Back	19"W x 18.5"H
Overall Size	22.5"D	23.25"W x 35"H	Overall Size	22.5"D x 23.25"W x 35"H
COM	1.6 yards		COM	.8 yards
COL	29 sqft.		COL	15 sqft.

Option Pricing

F1	CAL 133 Compliance, Seat Only	\$50
F2	CAL 133 Compliance, Seat and Back	\$70
NG	No Glide (Anti-Tip)	Deduct \$5

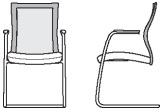
PORTRAIT GUEST

COM/
Grade A Grade B Grade C Grade D Grade E Grade F Grade G Grade H Leather COL



Portrait Upholstered Back Guest Chair

884-SCR	1225	1255	1290	1345	1395	1500	1590	1675	1810	1270
884-CHR	1240	1280	1305	1370	1415	1520	1610	1705	1835	1295



Portrait Knit Back Guest Chair

886-SCR	1055	1075	1100	1125	1145	1200	1250	1300	1460	1090
886-CHR	1070	1095	1110	1140	1170	1225	1260	1310	1470	1100

PRICES

All published prices are recommended retail prices. Applicable sales taxes are additional. Prices are subject to change without notice.

PAYMENT TERMS

Net 30 days, with established credit. Until credit is approved, a fifty percent deposit must be sent with the order, the balance is due prior to shipment. Deposits are non-refundable in the event of cancellation. If deposit has been placed on original order, applicable cancellation charges to be deducted from the deposit amount. Remainder of deposit will be held in the form of a credit for future orders.

FREIGHT POLICY

All orders are FOB Destination.

Orders under \$7500 net will incur a minimum freight charge of \$225.

Orders over \$7500 net will be charged the standard 3% of net freight fee.

These fees are applicable for any shipment being made within the contiguous U.S.

Source International reserves the right to select method of shipment and carrier.

CONCEALED DAMAGE

If products are received damaged, a written exception should be made on the bill of lading and an immediate inspection be requested of the carrier. Concealed damage must be reported to the carrier within the specific carrier's predetermined timeline. Failure to make claims shall constitute acceptance of the products and waiver any claims of defects, errors or shortages.

RETURNS AND ALLOWANCES

All product is made to order. No merchandise may be returned without a return authorization and shipping instructions. No credit or allowance will be given for repairs to defective materials unless Source International has given authority to make such repairs.

ORDER ENTRY

All orders must be submitted in writing. Email to cr@sourceinternationaldesign.com or Fax to 508-842-1838.

ACKNOWLEDGEMENTS

All orders will be acknowledged in writing. Orders will be manufactured based on the written acknowledgement. It is the customer's responsibility to review each acknowledgement and communicate with the factory if there are errors within 48 hours.

CANCELLATIONS

Any changes or cancellation may result in charges if materials have entered into production. If an order is cancelled while in production, a cancellation fee will be applied based on the status of order at time of cancellation.

FABRICS

Not all graded in fabrics are approved for all product lines. Send memo samples for approval to:
Source International 17 Gilmore Dr, Sutton, MA 01590.

Please tag memo samples with:

The product the fabric is being reviewed for, and your contact information

Graded In Partners

We are proud to offer graded in fabric programs with the following companies:

Anzea

Architex

Camira

CF Stinson

Camira

DesignTex

Knoll

Maharam

Mayer

Momentum

Ultrafabrics

Customer's Own Material

C.O.M. fabric must be approved prior to acceptance of the order. The material must be provided in 54" wide continuous yardage. All fabric will be directionally cut straight off the bolt unless otherwise specified. A C.O.M. form must be filled out and submitted along with purchase order. Yardage requirements listed are for small patterns or plain materials. The material must be shipped to the factory prepaid and with proper reference to the order. Source International is not responsible for appearance, performance or durability of C.O.M

LEATHER

Leather Prices published in this price list are for our stock leather "MAMMUT" by Wollsdorf Leather in the following colors:

25599 Black

25519 Pewter

35062 Charcoal

Additional leather colors in the Mammut line can be quoted. All other leathers will be priced as COL.