



# 5 Day Quickship



## **Ships in 5 Days from Receipt of Order!**

**We are thrilled to have available for shipment within 5 days  
a total of 7 of our most popular products!**



**Jump 4 Leg**



**Jump High 4 with Casters**



**Jump Stool**

**Quick Ship products will ship within 5 business days of receipt of a clean, credit approved purchase order.**

**Purchase Orders for Quick Ship Program must clearly state QUICK SHIP.**

**Lead times will be acknowledged from the date orders are determined to be “Clean”.**

**Once order has entered, no changes are allowed.**

**Product ships FOB Destination from Sutton, MA.**

**Freight Policy**

**Orders under \$7500 will incur a minimum freight charge of \$225. Orders over \$7500 will be charged the standard 3% of net freight fee. These fees are applicable for any shipment being made in the contiguous US.**

**Source International reserves the right to select method of shipment and carrier.**



**Everwood**



**Tier**



**LT Table**

## How to Build a Everwood Product Number

### 180 - NAT - 1819 or 1820 - PG

#### Style

180 Poly Seat & Back

#### Wood Finish on Ash

NAT Natural

#### Chair Shell Color

1819 Neutral Grey

1820 Smokey Blue

---

## Features

Ash Wood frame  
Plastic Glide standard - Felt Glide optional  
Greenguard Certified  
Meets ANSI/BIFMA Standards  
Lifetime Limited Warranty

---

## Dimensions

Seat	17H x 17.75W x 17.75D
Back	15H x 17.25W
Overall	31H x 19.25W x 20.75D
Weight	14 lbs

See standard price list for options that can be ordered separately

**Maximum Order Quantity for 5 Day Shipping is 25 Chairs**



**Everwood Chair**

**List Price**

**180**

**Poly Seat & Back**

**685**

# JUMP Four Leg Poly Shell Chair

---

## How to Build a Jump Product Number

### 280 - FL - 2805 or 2808 - B6

#### Style

280 Jump Poly Shell Chair

#### Frame

FL Four Leg

#### Chair Shell Color

2805 White

2808 Light Blue Grey/Blue Grey

#### Frame Finish

B6 Chrome

---

## Features

Co-injection Molded Polypropylene Shell

White is solid color front and back of chair

Light Blue Grey/Blue Grey is Light Blue Grey front of chair/Blue Grey back of chair

FL four leg frame with felt glides as standard

Stacks five high on floor

GreenGuard Certified

Meets ANSI/BIFMA Standards

Lifetime Limited Warranty

---

## Dimensions

Seat 18.25H x 18W x 16D

Back 14.5H x 17W

Overall 30.5H x 24W x 21.75D

Weight 13 lbs

See standard price list for options that can be ordered separately

**Maximum Order Quantity for 5 Day Shipping is 25 Chairs**



**Jump Four Leg Chair**

**280-FL-B6**

**Chrome**

**List Price**

**495**

**How to Build a Jump Product Number**

**280 - H4C - 2805 or 2808 - B4-C7G**

**Style**

280-H4C Jump Poly Shell Chair

**Base**

H4C High Four Swivel Base with Casters

**Chair Shell Color**

2805 White

2808 Light Blue Grey/Blue Grey

**Base Finish**

B4 Polished Aluminum

**Caster**

C7G Chrome caster with Grey Tread

---

**Features**

Co-injection Molded Polypropylene Shell

White is solid color front and back of chair

Light Blue Grey/Blue Grey is Light Blue Grey front of chair/Blue Grey back of chair

H4C High Four Caster Base has C7G as Standard Caster

GreenGuard Certified

Meets ANSI/BIFMA Standards

Lifetime Limited Warranty

---

**Dimensions**

Seat 18H x 18W x 16D

Back 14.5H x 17W

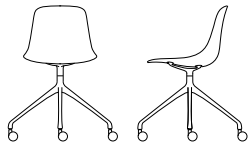
Overall 31.5H x 27W x 27D

Weight 17 lbs

See standard price list for options that can be ordered separately

**Maximum Order Quantity for 5 Day Shipping is 10 Chairs**





**Jump High Four Swivel Base with Casters**

**List Price**

**280-H4C-B4-C7G**

**Polished Aluminum**

**740**

# JUMP Stool

---

## How to Build a Jump Stool Product Number

### 282 - CH24 or STL30 - 2801 or 2805 - B6

#### Style

282 Jump Poly Shell Stool

#### Base/Frame

CH24 Counter Height 24in.

STL30 Bar Height 30in.

#### Chair Shell Color

2801 Black

2805 White

#### Base Finish

B6 Chrome

---

## Features

Co-injection Molded Polypropylene Shell

Poly Color Options are Solid Colors

Stool Frame has Felt Glide as Standard

GreenGuard Certified

Meets ANSI/BIFMA Standards

Lifetime Limited Warranty

---

## Dimensions

### Counter Stool 24in. Seat Height

Seat 24H x 18W x 16D

Back 8H x 15W

Overall 31.5H x 18W x 18.75D

Weight 10.5 lbs

### Bar Stool 30in. Seat Height

Seat 30.5H x 18W x 16D


Back 8H x 15W

Overall 38H x 18W x 18.75D

Weight 12.5 lbs

See standard price list for options that can be ordered separately

**Maximum Order Quantity for 5 Day Shipping is 25 Stools**



**Jump Counter Stool 24in. Seat Height**

List Price

282-CH24-B6

Chrome

770



**Jump Counter Stool 30in. Seat Height**

List Price

282-STL30-B6

Chrome

770

# TIER

---

## How to Build a Tier Product Number

### 490-SL - CHR - 005 or 008 - NG

**Style**

490-SL Tier Poly Shell Chair

**Chair Shell Color**

005 White

008 Cool Grey

**Base Finish**

CHR Chrome

**Glides**

NG No Glides Standard

---

## Features

High Density Poly Stacking Chair  
SL Sled Frame Chrome Plated  
Stacks 10 High on Floor, 45 High on Storage Dolly  
GreenGuard Certified  
Meets ANSI/BIFMA Standards  
Lifetime Limited Warranty

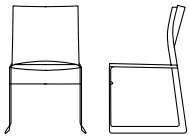
---

## Dimensions

Seat 18H x 21.5W x 16.75D  
Back 16.5H x 18.5W  
Overall 33.25H x 21.5W x 20D  
Weight 15 lbs

See standard price list for options that can be ordered separately

**Maximum Order Quantity for 5 Day Shipping is 50 Chairs**



Tier Poly Seat and Back

List Price

490-SL-NA-CHR

Chrome

305

# LT TABLE

---

## How to Build a LT Table Product Number

### 555 - SCR - LM - WHT

**Style**

555-LT LT Laptop Table

**Base Finish**

SCR Soft Chrome

**Table Top**

LM Laminate

**Laminate**

WHT Linen D427-60

---

## Features

One Piece Metal Support Structure  
Laminate Top has Vinyl T Molding Edge  
Laminate is Wilsonart Contract Collection  
Lifetime Limited Warranty

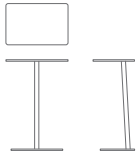
## Dimensions

---

Overall 26H x 18W x 12D  
Back 18W x 12D  
Overall 15W x 10D  
Weight 26 lbs

See standard price list for options that can be ordered separately

**Maximum Order Quantity for 5 Day Shipping is 25 Tables**



**LT Laptop Table**

List Price

555-LM

Laminate Top Soft Chrome Base

695