

FONT

CHAIR

STOOL

BARIATRIC

Price List Effective February 2019

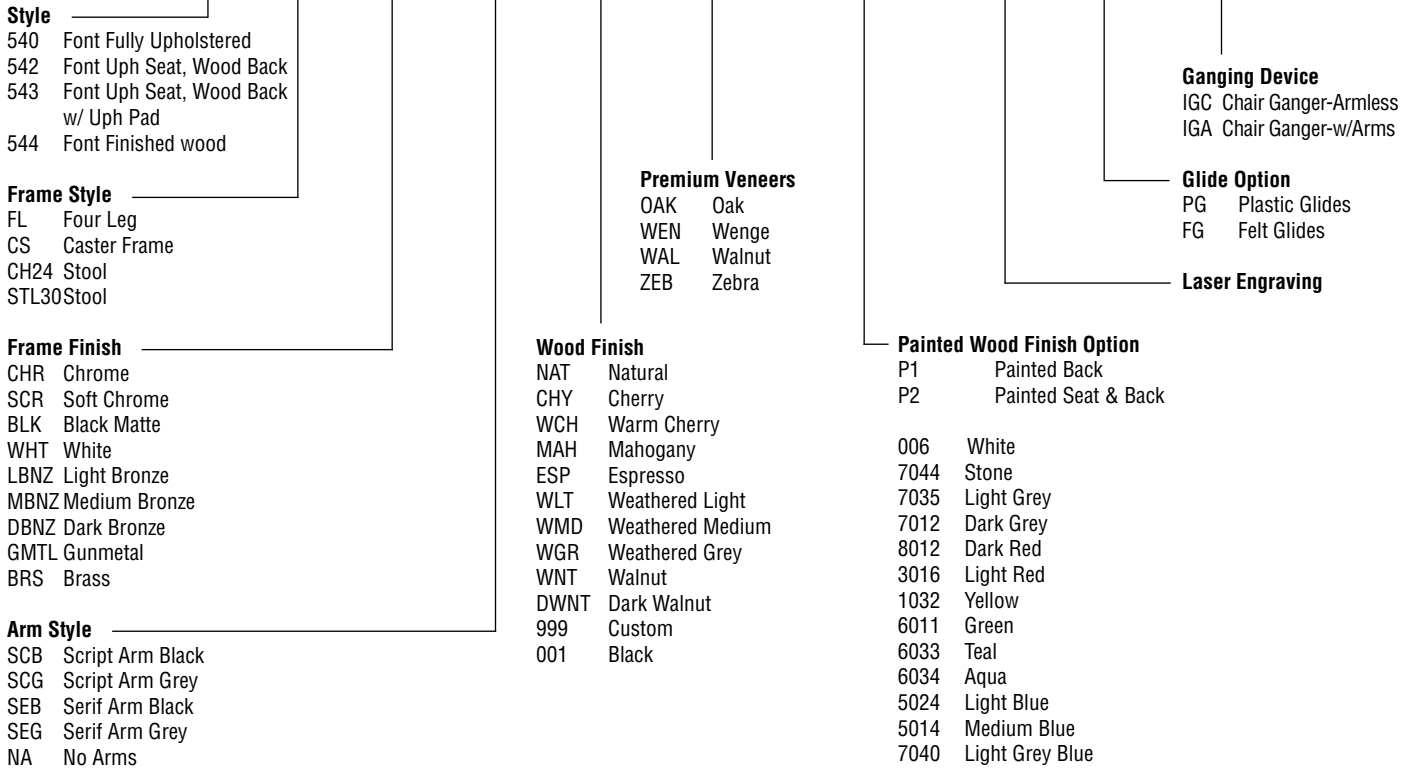


SOURCE

FONT

How to Build a Font Product Number

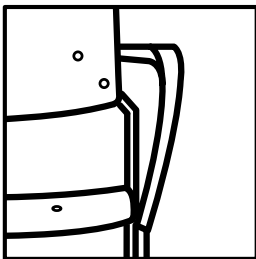
540 - FL - BLK - SCB - NAT - OAK - P1-7006 - ENG - PG - IGA



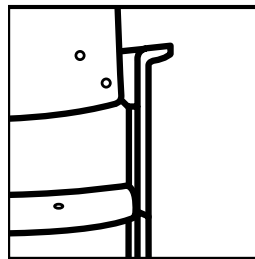
Features

- Seat and Back, Fully Upholstered, All Wood or Combination
- Nine Standard Wood Finishes, Four Premium Veneers, and Thirteen Standard Painted Wood Finishes
- Four Leg Frame, Caster Frame, Stool Frame (All Wall Saver)
- Four Leg Chairs Stack 6 High on Floor, 8 High on Dolly
- Black, Soft Chrome and Chrome are Standard
- Seat Pan ships on all models
- Polyurethane Armrests
- Meets ANSI/BIFMA Standards
- CAL 117 Standard, CAL 133 Optional
- Lifetime Limited Warranty

Script Arm



Serif Arm



Dimensions

Four Leg Chair

Seat: 18.5"D x 17.5"W x 18"H
 Back 13"H x 17.5"W
 Arm Height: 26.5"H
 Overall Size: 33"H x 22.5"D x 21.5"W (19"W w/out Arms)

COM

Fully Upholstered: 1.2 yards
 Seats Only: 0.9 yds per 2 seats

COL

Fully Upholstered: 20 sq. ft.
 Seats Only: 8 sq. ft.

Caster Chair Dimensions

Seat 18.5"D x 17.5"W x 18"H
 Back 13"H x 17.5"W
 Arm Height 26.5"H
 Overall Size 33"H x 22.5"D x 21.5"W (19"W w/out Arms)

Stool Dimensions


Seat 18.5"D x 17.5"W x 30"H
 Back 13"H x 17.5"W
 Arm Height 38"H
 Overall Size 45.5"H x 24"D x 21.5"W (19"W w/out Arms)

Option Pricing

540/IGC	Integrated Ganging Connector (Set) for Armless Chairs (SPN required)	\$42
540/IGA	Integrated Ganging Connector (Set) for Armed Chairs (SPN required)	\$42
540/FW	Four Wheel Storage Dolly	\$368
P1	Painted Wood Finish Option for Painted Back (specify paint color from list)	\$37
P2	Painted Wood Finish Option for Painted Seat & Back (specify paint color from list)	\$74
PV1	Premium Veneer Back only	\$37
PV2	Premium Veneer Seat only	\$37
PV3	Premium Veneer Seat and Back	\$74
SCR	Soft chrome frame finish	Same as BL
LBNZ	Light Bronze Frame Finish - ADD UPCHARGE TO CHROME FINISH	\$68
MBNZ	Medium Bronze Frame Finish - ADD UPCHARGE TO CHROME FINISH	\$68
DBNZ	Dark Bronze Frame Finish - ADD UPCHARGE TO CHROME FINISH	\$68
WHT	White Frame Finish- ADD UPCHARGE TO CHROME FINISH	\$68
GMTL	Gunmetal Frame Finish- ADD UPCHARGE TO CHROME FINISH	\$68
BRS	Brass Frame Finish- ADD UPCHARGE TO CHROME FINISH	\$68
ENG	Laser Engraving	\$37
XFS	1/2" Extra Foam for Seat	\$26
HH	Hand Hold Cut Out in Back	\$26
PIG	Plastic Glides	Standard
FG	Felt Glides	\$16
999	Net Set up Charge for Custom Wood Finish	231 NET
F1	CAL 133 Fire Rating, Seat only	\$42
F2	CAL133 Fire Rating, Seat & Back	\$63

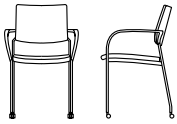
FONT

COM/Grade A Grade B Grade C Grade D Grade E Grade F Grade G Grade H Leather COL




Fully Uph Stacking Chair

540-FL-BL (add arm style suffix SCB/ SCG/ SEB/ SEG)	500	524	553	568	593	645	697	748	884	553
540-FL-CHR	655	678	709	722	748	800	852	903	1,038	709
540-FL-BL-NA	426	449	479	493	519	571	613	676	809	479
540-FL-CHR-NA	580	603	634	647	673	726	777	829	963	634




Fully Uph Caster Chair

540-CS-BL (add arm style suffix SCB/ SCG/ SEB/ SEG)	567	589	620	634	660	712	763	815	951	620
540-CS-CHR	669	692	722	737	762	814	867	918	1,053	722
540-CS-BL-NA	479	502	533	546	572	625	676	728	862	533
540-CS-CHR-NA	595	618	648	662	688	739	792	844	978	648



Fully Uph Stool 24" Seat Height Non-stacking

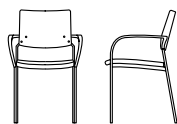
540-CH24-BL- (add arm style suffix SCB/ SCG/ SEB/ SEG)	606	630	660	686	701	751	804	855	990	660
540-CH24-CHR	756	779	810	823	860	901	953	1,004	1,139	810
540-CH24-BL-NA	533	556	586	600	626	678	729	782	915	586
540-CH24-CHR-NA	681	704	735	748	775	827	878	930	1,064	735



Fully Uph Stool 30" Seat Height Non-stacking


540-STL30-BL-SCX (add arm style suffix SCB/ SCG/ SEB/ SEG)	606	630	660	686	701	751	804	855	990	660
540-STL30-CHR-SCX	756	779	810	823	860	901	953	1,004	1,139	810
540-STL30-BL-NA	533	556	586	600	626	678	729	782	915	586
540-STL30-CHR-NA	681	704	735	748	775	827	878	930	1,064	735

COM/Grade A Grade B Grade C Grade D Grade E Grade F Grade G Grade H Leather COL



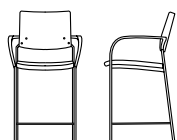
Uph Seat, Wood Back Stacking Chair

542-FL-BL	(add arm style suffix SCB/ SCG/ SEB/ SEG)	559	575	598	608	628	666	707	745	846	598
542-FL-CHR		715	733	757	767	786	824	863	902	1,002	757
542-FL-BL-NA		487	505	527	537	557	595	633	674	774	527
542-FL-CHR-NA		642	658	681	691	711	749	790	828	929	681



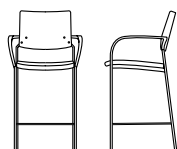
Uph Seat, Wood Back Caster Chair

542-CS-BL	(add arm style suffix SCB/ SCG/ SEB/ SEG)	642	659	681	692	711	750	789	828	929	681
542-CS-CHR		730	747	770	780	800	839	878	916	1,018	770
542-CS-BL-NA		553	571	594	604	623	662	701	740	840	594
542-CS-CHR-NA		655	673	696	706	726	764	803	843	943	696



Uph Seat, Wood Back Stool 24" Seat Height Non-stacking

542-CH24 -BL	(add arm style suffix SCB/ SCG/ SEB/ SEG)	668	685	708	719	738	776	816	854	956	708
542-CH24-CHR-		817	833	856	868	887	926	964	1,002	1,104	856
542-CH24-BL-NA		594	612	633	644	663	702	741	780	881	633
542-CH24-CHR-NA		743	760	782	793	812	851	890	929	1,028	782



Uph Seat, Wood Back Stool 30" Seat Height Non-stacking

542-STL30-CHR	(add arm style suffix SCB/ SCG/ SEB/ SEG)	668	685	708	719	738	776	816	854	956	708
542-STL30-CHR-		817	833	856	868	887	926	964	1,002	1,104	856
542-STL30-BL-NA		594	612	633	644	663	702	741	780	881	633
542-STL30-CHR-NA		743	760	782	793	812	851	890	929	1,028	782

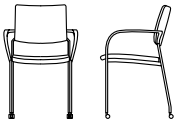
FONT

COM/Grade A Grade B Grade C Grade D Grade E Grade F Grade G Grade H Leather COL



**Uph Seat, Wood Back w/ Uph
Pad Stacking Chair**

543-FL-BL	(add arm style suffix SCB/ SCG/ SEB/ SEG)	625	643	666	676	695	734	772	812	912	666
543-FL-CHR		781	798	821	832	852	890	929	968	1,069	821
543-FL-BL-NA		552	569	593	603	622	661	700	738	839	593
543-FL-CHR-NA		708	725	747	757	777	815	854	894	995	747




**Uph Seat, Wood Back w/ Uph
Pad Caster Chair**

543-CS-BL	(add arm style suffix SCB/ SCG/ SEB/ SEG)	706	723	747	757	777	815	854	894	994	747
543-CS-CHR		796	813	836	846	865	904	944	982	1,083	836
543-CS-BL-NA		619	636	659	670	689	728	767	805	906	659
543-CS-CHR-NA		721	738	761	772	792	830	869	907	1,008	761



**Uph Seat, Wood Back w/ Uph
Pad Stool
24" Seat Height
Non-stacking**

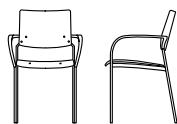
543-CH24-BL	(add arm style suffix SCB/ SCG/ SEB/ SEG)	734	751	773	784	803	843	881	920	1,021	773
543-CH24-CHR		882	899	922	932	953	991	1,030	1,069	1,170	922
543-CH24-BL-NA		659	677	700	710	729	768	806	846	946	700
543-CH24-CHR-NA		807	826	848	859	878	916	955	995	1,090	848



**Uph Seat, Wood Back w/ Uph
Pad Stool
30" Seat Height
Non-stacking**

543-STL30-BL	(add arm style suffix SCB/ SCG/ SEB/ SEG)	734	751	773	784	803	843	881	920	1,021	773
543-STL30-CHR		882	899	922	932	953	991	1,030	1,069	1,170	922
543-STL30-BL-NA		659	677	700	710	729	768	806	846	946	700
543-STL30-CHR-NA		807	826	848	859	878	916	955	995	1,090	848

COM/Grade A Grade B Grade C Grade D Grade E Grade F Grade G Grade H Leather COL




Finished Wood Stacking Chair

544-FL-BL	(add arm style suffix SCB/ SCG/ SEB/ SEG)	570
544-FL-CHR		725
544-FL-BL-NA		496
544-FL-CHR-NA		651



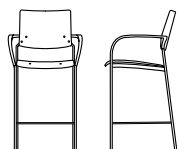
Finished Wood Caster Chair

544-CS-BL	(add arm style suffix SCB/ SCG/ SEB/ SEG)	642
544-CS-CHR		739
544-CS-BL-NA		554
544-CS-CHR-NA		662



Finished Wood Stool 24" Seat Height Non-stacking

544-CH24-BL	(add arm style suffix SCB/ SCG/ SEB/ SEG)	677
544-CH24-CHR		826
544-CH24-BL-NA		603
544-CH24-CHR-NA		752



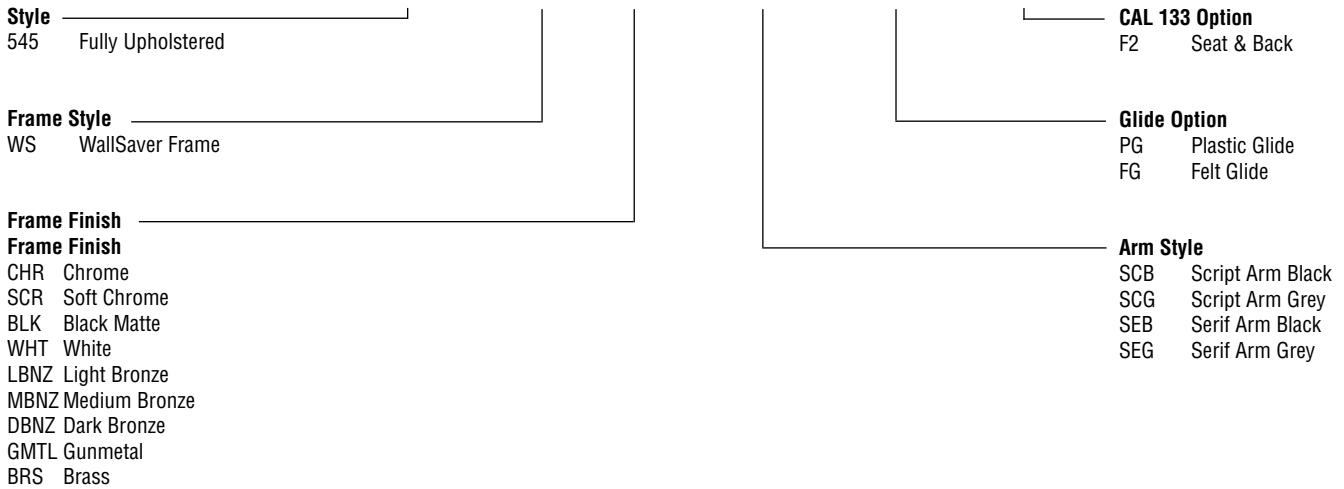
Finished Wood Stool 30" Seat Height Non-stacking

544-STL30-BL	(add arm style suffix SCB/ SCG/ SEB/ SEG)	677
544-STL30-CHR		826
544-STL30-BL-NA		603
544-STL30-CHR-NA		752

FONT BARIATRIC

How to Build a Font Bariatric Product Number

545 - WS - BL - SCB - PG - F2



Features

Fully Upholstered Seat & Back
WallSaver Frame Standard
Polyurethane Arm in Two Styles
500 lb Static Load Tested
CAL 117 Standard, CAL 133 Optional
Meets ANSI/BIFMA Standards
Lifetime Limited Warranty

Dimensions

Bariatric Chair

Seat	18"H x 26"W x 18.5"D
Back	13"H x 26"W
Arm	26.5"H
Overall	32.5"H x 31"W x 23"D

COM 1.6 yds

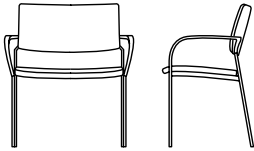
COL 30 sqft.

Option Pricing

XFS	1/2" Extra Foam for Seat	\$37
SCR	Soft Chrome Frame Finish	Same as BL
LBNZ	Light Bronze Frame Finish (Add to Chrome Price)	\$68
MBNZ	Medium Bronze Frame Finish (Add to Chrome Price)	\$68
DBNZ	Dark Bronze Frame Finish (Add to Chrome Price)	\$68
WHT	White Frame Finish (Add to Chrome Price)	\$68
GMTL	Gunmetal (Add to Chrome Price)	\$68
BRS	Brass (Add to Chrome Price)	\$68
FG	Felt Glides	\$15
F2	CAL 133 Compliance	\$60

FONT BARIATRIC

COM/Grade A Grade B Grade C Grade D Grade E Grade F Grade G Grade H Leather COL



Fully Upholstered Bariatric Chair

545-WS-BL	(add arm style suffix SCB/ SCG/ SEB/ SEG)	656	687	697	746	780	849	919	988	1,155	697
545-WS-CHR		729	760	770	819	853	922	991	1,061	1,228	770

PRICES

All published prices are recommended retail prices. Applicable sales taxes are additional. Prices are subject to change without notice.

PAYMENT TERMS

Net 30 days, with established credit. Until credit is approved, a fifty percent deposit must be sent with the order, the balance is due prior to shipment. Deposits are non-refundable in the event of cancellation. If deposit has been placed on original order, applicable cancellation charges to be deducted from the deposit amount. Remainder of deposit will be held in the form of a credit for future orders.

FREIGHT POLICY

Effective October 1, 2020

All orders are FOB Destination.

Orders under \$4000 net will incur a minimum freight charge of \$120.

Orders over \$4000 net will be charged the standard 3% of net freight fee.

These fees are applicable for any shipment being made within the contiguous U.S.

Source International reserves the right to select method of shipment and carrier.

CONCEALED DAMAGE

If products are received damaged, a written exception should be made on the bill of lading and an immediate inspection be requested of the carrier. Concealed damage must be reported to the carrier within the specific carrier's predetermined timeline. Failure to make claims shall constitute acceptance of the products and waiver any claims of defects, errors or shortages.

RETURNS AND ALLOWANCES

All product is made to order. No merchandise may be returned without a return authorization and shipping instructions. No credit or allowance will be given for repairs to defective materials unless Source International has given authority to make such repairs.

ORDER ENTRY

All orders must be submitted in writing. Email to cr@sourceinternationaldesign.com or Fax to 508-842-1838.

ACKNOWLEDGEMENTS

All orders will be acknowledged in writing. Orders will be manufactured based on the written acknowledgement. It is the customer's responsibility to review each acknowledgement and communicate with the factory if there are errors within 48 hours.

CANCELLATIONS

Any changes or cancellation may result in charges if materials have entered into production. If an order is cancelled while in production, a cancellation fee will be applied based on the status of order at time of cancellation.