

# AXIS

**CHAIR**

**CANTILEVER**

**STOOL**

Price List Effective January 2023



SOURCE

# AXIS

## How to Build an Axis Product Number

### 514 - FL - CHR - NA - NAT - P3 7006 - P4 A7006/B6868 - PG

<b>Style</b>					<b>Glide Option</b>		
514	Wood Shell				PG	Plastic Glide	
515	Wood Shell with Upholstered Seat Pad				FG	Felt Glide	
516	Fully Upholstered				MG	Metal Glide	
<b>Frame Style</b>							
FL	Four Leg						
SL	Cantilever Base						
<b>Frame Finish</b>		<b>Maple Wood Shell Finish</b>		<b>Painted Wood Finish</b>		<b>Painted Wood Finish</b>	
CHR	Chrome	NAT	Natural	<b>P3 Painted Shell</b>		<b>P4 Two Tone Painted Shell</b>	
SCR	Soft Chrome	CHY	Cherry	7006	White	Side A (sitting)	
BLK	Black Matte	WCH	Warm Cherry	7044	Stone	Side B (outside)	
WHT	White	MAH	Mahogany	7035	Light Grey	7006	White
LBNZ	Light Bronze	ESP	Espresso	7012	Dark Grey	7044	Stone
MBNZ	Medium Bronze	WLT	Weathered Light	8012	Dark Red	7035	Light Grey
DBNZ	Dark Bronze	WMD	Weathered Medium	3016	Light Red	7012	Dark Grey
GMTL	Gunmetal	WGR	Weathered Grey	1032	Yellow	8012	Dark Red
BRS	Brass	WNT	Walnut	6011	Green	3016	Light Red
		DWNT	Dark Walnut	6033	Teal	1032	Yellow
		001	Black	6034	Aqua	6011	Green
		999	Custom	5024	Light Blue	6033	Teal
				5014	Medium Blue	6034	Aqua
				7040	Light Grey Blue	5024	Light Blue
						5014	Medium Blue
						7040	Light Grey Blue
<b>Arm Style</b>							
NA	No Arms						
WA	With Arms						

## Features

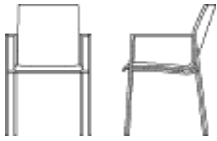
One Piece Wood Shell	Seat Pan Standard on Upholstered Model
Four Leg Tubular Frame, Cantilever Frame	Stacking Bumpers Standard on Wood Model
Four Leg Frame Available with Arms or Armless	GreenGuard Certified
Cantilever Frame with Arms Only	CAL 117 Standard, CAL 133 Optional
Cantilever Frame Does Not Stack	Meets ANSI/BIFMA Standards
Wood Shell FL Model Stacks 5 High on Floor, 8 High on Dolly	Lifetime Limited Warranty
Upholstered Shell Chair Model Stacks 4 High on Floor, 8 High on Dolly	

## Dimensions

<b>Four Leg Chair</b>		<b>Cantilever Chair</b>	
Seat	17"D x 17"W x 17.75"H	Seat	17"D x 17"W x 17.50"H
Back	17"W x 17"H	Back	17"W x 17"H
Arm	26.25"H	Arm	26.25"H
Overall Armless	24"D x 19.5"W x 34.5"H	Overall w/Arms	26"D x 22"W x 33"H
Overall w/Arms	24"D x 22"W x 34.5"H		
COM Fully Uph	1.25 yards (Arm Caps Only .12 yds)	COM Fully Uph	1.25 yards (Arm Caps Only .12 yds)
COM Seat Pad	.7 yards per two	COM Seat Pad	.7 yards per two
COL Fully Uph	23 sqft (Arm Caps Only 2 sqft)	COL Fully Uph	23 sqft (Arm Caps Only 2 sqft)
COL Seat Pad	13 sqft	COL Seat Pad	13 sqft

## Option Pricing

F1	CAL 133 Compliance, Seat Only	\$50	SCR, CHR	As Priced
UAC1	Upholstered Arm Caps for Wood Model	\$95	Standard Powder Coat Finish Options -	
UAC2	Upholstered Arm Caps Upholstered Model	\$95	Specify Finish Option From Above - Add to Chrome price	\$80
P3	Painted Wood Finish -		Premium Powder Coat Finish Options -	
	Specify Paint Color Number From Above	\$55	Specify Finish Option From Above - Add to Chrome price	\$80
P4	Two Tone Painted Wood Shell -		PPC Premium Powder Coat Finish Upcharge -	
	Specify Paint Color Numbers From Above For Both Side A/B	\$75	Net Charge Per Color Per Order	\$200 NET
FG	Felt Glides (FL Frame Only)	\$20		
MG	Metal Glides (FL Frame Only)	\$20		
999	Custom Wood Finish Option - Set Up Fee	\$225 NET		
ENG	Laser Engraving	\$40		
514/FW	Storage Dolly, Four-Wheel (10 Chair Capacity)	\$525		




**Wood Shell Four Leg Chair**

514-FL-SCR-NA	Soft Chrome No Arm	570
514-FL-CHR-NA	Chrome No Arm	615
514-FL-SCR-WA	Soft Chrome With Arm	600
514-FL-CHR-WA	Chrome With Arm	650



**Wood Shell with Upholstered Seat Pad Four Leg Chair**

515-FL-SCR-NA	Soft Chrome No Arm	690	705	720	740	770	810	855	895	955	715
515-FL-CHR-NA	Chrome No Arm	735	755	770	790	820	860	900	940	995	760
515-FL-SCR-WA	Soft Chrome with Arm	715	730	740	770	790	840	875	920	980	735
515-FL-CHR-WA	Chrome with Arm	775	790	800	835	850	895	935	975	1035	795

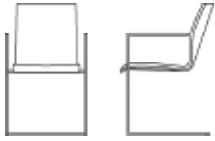


**Fully Upholstered Four Leg Chair**

516-FL-SCR-NA	Soft Chrome No Arm	740	775	790	845	885	960	1025	1100	1210	785
516-FL-CHR-NA	Chrome No Arm	795	805	840	895	925	1000	1070	1145	1255	830
516-FL-SCR-WA	Soft Chrome with Arm	775	800	820	865	905	985	1050	1120	1235	805
516-FL-CHR-WA	Chrome with Arm	825	860	870	925	965	1040	1110	1180	1295	865

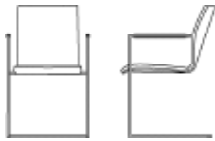
# AXIS CANTILEVER

COM/Grade A   Grade B   Grade C   Grade D   Grade E   Grade F   Grade G   Grade H   Leather   COL



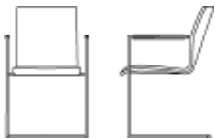
## Wood Shell Cantilever Chair

<b>514-SL-SCR-WA</b>	Soft Chrome With Arm	<b>920</b>
<b>514-SL-CHR-WA</b>	Chrome With Arm	<b>1035</b>



## Wood Shell with Upholstered Seat Pad Cantilever Chair

<b>515-SL-SCR-WA</b>	Soft Chrome with Arms	<b>1040</b>	<b>1055</b>	<b>1075</b>	<b>1105</b>	<b>1120</b>	<b>1175</b>	<b>1210</b>	<b>1250</b>	<b>1310</b>	<b>1065</b>
<b>515-SL-CHR-WA</b>	Chrome with Arms	<b>1160</b>	<b>1175</b>	<b>1190</b>	<b>1225</b>	<b>1240</b>	<b>1295</b>	<b>1335</b>	<b>1370</b>	<b>1430</b>	<b>1180</b>



## Fully Upholstered Cantilever Chair

<b>516-SL-SCR-WA</b>	Soft Chrome With Arm	<b>1100</b>	<b>1125</b>	<b>1155</b>	<b>1195</b>	<b>1235</b>	<b>1315</b>	<b>1390</b>	<b>1460</b>	<b>1565</b>	<b>1140</b>
<b>516-SL-CHR-WA</b>	Frame Chrome With Arm	<b>1215</b>	<b>1245</b>	<b>1270</b>	<b>1320</b>	<b>1350</b>	<b>1435</b>	<b>1510</b>	<b>1575</b>	<b>1680</b>	<b>1255</b>

# AXIS FOUR LEG STOOL

## How to Build an Axis Four Leg Stool Product Number

**517 - CH24 - CHR - NA - NAT - P3 7006 - PG**

Style	Frame Style	Frame Finish	Arm Style	Maple Wood Shell Finish	Painted Wood Finish	Glide Option
514 Wood Shell	CH24FL Stool	CHR Chrome	NA No Arms	NAT Natural	7006 White	PG Plastic Glide
515 Wood Shell with Upholstered Seat Pad	STL30FL Stool	SCR Soft Chrome	WA With Arms	CHY Cherry	7044 Stone	FG Felt Glide
516 Fully Upholstered		BLK Black Matte		WCH Warm Cherry	7035 Light Grey	MG Metal Glide
517 Wood Shell Mid Back		WHT White		MAH Mahogany	7012 Dark Grey	
518 Wood Shell with Upholstered Seat Pad Mid Back		GMTL Gunmetal		ESP Espresso	8012 Dark Red	
519 Fully Upholstered Mid Back		LBNZ Light Bronze		WLT Weathered Light	3016 Light Red	
		MBNZ Medium Bronze		WMD Weathered Medium	1032 Yellow	
		DBNZ Dark Bronze		WGR Weathered Grey	6011 Green	
		BRS Brass		WNT Walnut	6033 Teal	
		<b>Premium Powder Coats</b>		DWNT Dark Walnut	6034 Aqua	
		STN Stone		001 Black	5024 Light Blue	
		LGB Light Grey Blue		999 Custom	5014 Medium Blue	
		DGY Dark Grey			7040 Light Grey Blue	
		LBL Light Blue				
		AQU Aqua				
		GRN Green				
		YLW Yellow				
		LRD Light Red				

### Features

One Piece Wood Shell	GreenGuard Certified
Four Leg Tubular Frame	CAL 117 Standard CAL 133 Optional
Four Leg Frame Available with Arms or Armless	Meets ANSI/BIFMA Standards
	Lifetime Limited Warranty

### Dimensions

CH24 Stool		STL30 Stool	
Seat	17"D x 17"W x 24"H	Seat	17"D x 17"W x 30"H
Back	17"W x 17"H	Back	17"W x 17"H
Arm Height	32.25"H	Arm Height	38.25"H
Overall Armless	24"D x 19.5"W x 40.5"H	Overall Armless	24"D x 19.5"W x 46.5"H
Overall w/Arms	24"D x 22"W x 40.5"H	Overall w/Arms	24"D x 22"W x 46.5"H

### CH24 Stool Mid Back

Seat	17"D x 17"W x 24"H
Back	17"W x 12.5"H
Arm Height	32.25"H
Overall Armless	24"D x 19.5"W x 36"H
Overall w/Arms	24"D x 22"W x 36"H

### STL30 Stool Mid Back

Seat	17"D x 17"W x 30"H
Back	17"W x 12.5"H
Arm Height	38.25"H
Overall Armless	24"D x 19.5"W x 42"H
Overall w/Arms	24"D x 22"W x 42"H

COM Fully Uph	1.25 yards (Arm Caps Only .12 yds)	COM Fully Uph	1.25 yards (Arm Caps Only .12 yds)
COM Seat Pad	.7 yards per two	COM Seat Pad	.7 yards per two

COL Fully Uph	23 sqft (Arm Caps Only 2 sqft)	COL Fully Uph	23 sqft (Arm Caps Only 2 sqft)
COL Seat Pad	13 sqft	COL Seat Pad	13 sqft

### Option Pricing

F1	CAL 133 Compliance, Seat Only	\$50	SCR, CHR	As Priced
UAC1	Upholstered Arm Caps for Wood Model	\$95	Standard Powder Coat Finish Options -	
UAC2	Upholstered Arm Caps Upholstered Model	\$95	Specify Finish Option From Above - Add to Chrome price	\$80
P3	Painted Wood Finish -		Premium Powder Coat Finish Options -	
	Specify Paint Color Number From Above	\$55	Specify Finish Option From Above - Add to Chrome price	\$80
P4	Two Tone Painted Wood Shell -		PPC Premium Powder Coat Finish Upcharge -	
	Specify Paint Color Numbers From Above For Both Side A/B	\$75	Net Charge Per Color Per Order	\$200 NET
FG	Felt Glides (FL Frame Only)	\$20		
MG	Metal Glides (FL Frame Only)	\$20		
999	Custom Wood Finish Option - Set Up Fee	\$225 NET		
ENG	Laser Engraving	\$40		

# AXIS FOUR LEG STOOL MID BACK

COM/Grade A Grade B Grade C Grade D Grade E Grade F Grade G Grade H Leather COL



24 in. Four Leg Wood Shell Stool Mid

517-CH24FL-SCR-NA	Soft chrome, no arms	750
517-CH24FL-CHR-NA	Chrome, no arms	870
517-CH24FL-SCR-WA	Soft chrome, w/arms	775
517-CH24FL-CHR-WA	Chrome, w/arms	885



24 in. Four Leg Wood Shell with Upholstered Seat Pad Stool Mid Back

518-CH24FL-SCR-NA	Soft chrome, no arms	870	890	905	930	955	1000	1040	1075	1140	895
518-CH24FL-CHR-NA	Chrome, no arms	995	1010	1030	1055	1075	1120	1165	1205	1260	1020
518-CH24FL-SCR-WA	Soft chrome, w/arms	885	900	915	935	965	1005	1050	1095	1155	905
518-CH24FL-CHR-WA-	Chrome, w/arms	1010	1030	1040	1065	1095	1135	1180	1215	1275	1030



24 in. Four Leg Fully Upholstered Stool Mid Back

519-CH24FL-SCR-NA	Soft chrome, no arms	930	960	980	1030	1060	1145	1215	1290	1390	970
519-CH24FL-CHR-NA	Chrome, no arms	1055	1080	1105	1155	1185	1270	1335	1405	1515	1095
519-CH24FL-SCR-WA	Soft chrome, w/arms	960	990	1000	1055	1095	1170	1240	1310	1425	995
519-CH24FL-CHR-WA-	Chrome, w/arms	1065	1095	1115	1170	1195	1280	1350	1425	1530	1105

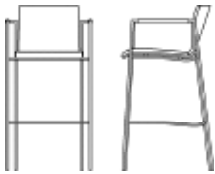
# AXIS FOUR LEG STOOL

COM/Grade A Grade B Grade C Grade D Grade E Grade F Grade G Grade H Leather COL



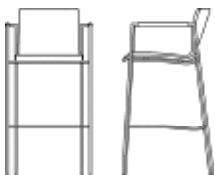
**30 in. Four Leg Wood Shell Stool Mid Back**

517-STL30FL-SCR-NA	Soft chrome, no arms	750
517-STL30FL-CHR-NA	Chrome, no arms	870
517-STL30FL-SCR-WA	Soft chrome, w/arms	775
517-STL30FL-CHR-WA	Chrome, w/arms	885



**30 in. Four Leg Wood Shell with Upholstered Seat Pad Stool Mid Back**

518-STL30FL-SCR-NA	Soft chrome, no arms	870	890	905	930	955	1000	1040	1075	1140	895
518-STL30FL-CHR-NA	Chrome, no arms	995	1010	1030	1055	1075	1120	1165	1205	1260	1020
518-STL30FL-SCR-WA	Soft chrome, w/arms	885	900	915	935	965	1005	1050	1095	1155	905
518-STL30FL-CHR-WA	Chrome, w/arms	1010	1030	1040	1065	1095	1135	1180	1215	1275	1030



**30 in. Four Leg Fully Upholstered Stool Mid Back**

519-STL30FL-SCR-NA	Soft chrome, no arms	930	960	980	1030	1060	1145	1215	1290	1390	970
519-STL30FL-CHR-NA	Chrome, no arms	1055	1080	1105	1155	1185	1270	1335	1405	1515	1095
519-STL30FL-SCR-WA	Soft chrome, w/arms	960	990	1000	1055	1095	1170	1240	1310	1425	995
519-STL30FL-CHR-WA	Chrome, w/arms	1065	1095	1115	1170	1195	1280	1350	1425	1530	1105

# AXIS FOUR LEG STOOL

COM/Grade A Grade B Grade C Grade D Grade E Grade F Grade G Grade H Leather COL




24 in. Four Leg Wood Shell Stool

514-CH24FL-SCR-NA	Soft chrome, no arms	750
514-CH24FL-CHR-NA	Chrome, no arms	870
514-CH24FL-SCR-WA	Soft chrome, w/arms	775
514-CH24FL-CHR-WA	Chrome, w/arms	885



24 in. Four Leg Wood Shell with Upholstered Seat Pad Stool

515-CH24FL-SCR-NA	Soft chrome, no arms	870	890	905	930	955	1000	1040	1075	1140	895
515-CH24FL-CHR-NA	Chrome, no arms	995	1010	1030	1055	1075	1120	1165	1205	1260	1020
515-CH24FL-SCR-WA	Soft chrome, w/arms	885	900	915	935	965	1005	1050	1095	1155	905
515-CH24FL-CHR-WA	Chrome, w/arms	1010	1030	1040	1065	1095	1135	1180	1215	1275	1030



24 in. Fully Four Leg Upholstered Stool

516-CH24FL-SCR-NA	Soft chrome, no arms	930	960	980	1030	1060	1145	1215	1290	1390	970
516-CH24FL-CHR-NA	Chrome, no arms	1055	1080	1105	1155	1185	1270	1335	1405	1515	1095
516-CH24FL-SCR-WA	Soft chrome, w/arms	960	990	1000	1055	1095	1170	1240	1310	1425	995
516-CH24FL-CHR-WA	Chrome, w/arms	1065	1095	1115	1170	1195	1280	1350	1425	1530	1105



# AXIS FOUR LEG STOOL

COM/Grade A Grade B Grade C Grade D Grade E Grade F Grade G Grade H Leather COL



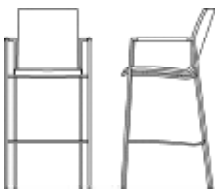
**30 in. Four Leg Wood Shell Stool**

514-STL30FL-SCR-NA	Soft chrome, no arms	750
514-STL30FL-CHR-NA	Chrome, no arms	870
514-STL30FL-SCR-WA	Soft chrome, w/arms	775
514-STL30FL-CHR-WA	Chrome, w/arms	885



**30 in. Four Leg Wood Shell with Upholstered Seat Pad Stool**

515-STL30FL-SCR-NA	Soft chrome, no arms	870	890	905	930	955	1000	1040	1075	1140	895
515-STL30FL-CHR-NA	Chrome, no arms	995	1010	1030	1055	1075	1120	1165	1205	1260	1020
515-STL30FL-SCR-WA	Soft chrome, w/arms	885	900	915	935	965	1005	1050	1095	1155	905
515-STL30FL-CHR-WA	Chrome, w/arms	1010	1030	1040	1065	1095	1135	1180	1215	1275	1030



**30 in. Four Leg Fully Upholstered Stool**

516-STL30FL-SCR-NA	Soft chrome, no arms	930	960	980	1030	1060	1145	1215	1290	1390	970
516-STL30FL-CHR-NA	Chrome, no arms	1055	1080	1105	1155	1185	1270	1335	1405	1515	1095
516-STL30FL-SCR-WA	Soft chrome, w/arms	960	990	1000	1055	1095	1170	1240	1310	1425	995
516-STL30FL-CHR-WA	Chrome, w/arms	1065	1095	1115	1170	1195	1280	1350	1425	1530	1105

# AXIS SLED FRAME STOOL

## How to Build an Axis Sled Frame Stool Product Number

**517 - CH24 - CHR - NA - NAT - P3 7006 - FG**

Style	Frame Style	Frame Finish	Arm Style	Maple Wood Shell Finish	Painted Wood Finish	Glide Option
514	Wood Shell	CHR Chrome	NA No Arms	NAT Natural	7006 White	FG Felt Glide
515	Wood Shell with Upholstered Seat Pad	SCR Soft Chrome		CHY Cherry	7044 Stone	
516	Fully Upholstered	BLK Black Matte		WCH Warm Cherry	7035 Light Grey	
517	Wood Shell Mid Back	WHT White		MAH Mahogany	7012 Dark Grey	
518	Wood Shell with Upholstered Seat Pad Mid Back	GMTL Gunmetal		ESP Espresso	8012 Dark Red	
519	Fully Upholstered Mid Back	LBNZ Light Bronze		WLT Weathered Light	3016 Light Red	
		MBNZ Medium Bronze		WMD Weathered Medium	1032 Yellow	
		DBNZ Dark Bronze		WGR Weathered Grey	6011 Green	
		BRS Brass		WNT Walnut	6033 Teal	
				DWNT Dark Walnut	6034 Aqua	
				001 Black	5024 Light Blue	
				999 Custom	5014 Medium Blue	
					7040 Light Grey Blue	

### Features

One Piece Wood Shell Sled Frame GreenGuard Certified	CAL 117 Standard Meets ANSI/BIFMA Standards Lifetime Limited Warranty
---	---

### Dimensions

<b>CH24 Stool</b>	<b>STL30 Stool</b>
Seat 17"D x 17"W x 24"H	Seat 17"D x 17"W x 30"H
Back 17"W x 17"H	Back 17"W x 17"H
Overall Armless 22"D x 19.5"W x 40.5"H	Overall Armless 22"D x 19.5"W x 46.5"H

<b>CH24 Stool Mid Back</b>	<b>STL30 Stool Mid Back</b>
Seat 17"D x 17"W x 24"H	Seat 17"D x 17"W x 30"H
Back 17"W x 12.5"H	Back 17"W x 12.5"H
Overall Armless 22"D x 19.5"W x 36"H	Overall Armless 22"D x 19.5"W x 42"H

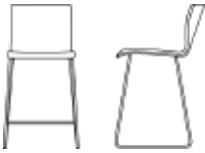
COM Fully Upholstered .7 yards per two	COM Fully Upholstered .7 yards per two
COL Fully Upholstered 13 sqft	COL Fully Upholstered 13 sqft

### Option Pricing

F1 CAL 133 Compliance, Seat Only	\$50	ENG Laser Engraving	\$40
UAC1 Upholstered Arm Caps for Wood Model	\$95	Standard Powder Coat Finish Options -	
UAC2 Upholstered Arm Caps Upholstered Model	\$95	Specify Finish Option From Above - Add to Chrome price	\$80
P3 Painted Wood Finish -		Premium Powder Coat Finish Options -	
Specify Paint Color Number From Above	\$55	Specify Finish Option From Above - Add to Chrome price	\$80
P4 Two tone Painted Wood Shell -		PPC Premium Powder Coat Finish Upcharge -	
Specify Paint Color Number From Above for both Side A/B	\$75	Net Charge Per Color Per Order	\$200 NET
FG Felt Glides	\$20		
999 Custom Wood Finish Option - Set up Fee	\$225 Net		

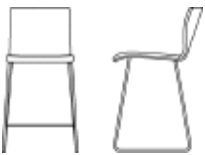
# AXIS SLED FRAME STOOL

COM/Grade A   Grade B   Grade C   Grade D   Grade E   Grade F   Grade G   Grade H   Leather   COL



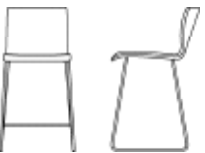
24 in. Sled Frame Wood Shell Stool Mid Back

517-CH24SL-CHR-NA	Chrome, no arms	760
-------------------	-----------------	-----



24 in. Sled Frame Wood Shell with Upholstered Seat Pad Stool Mid Back

518-CH24SL-CHR-NA	Chrome, no arms	890	930	990	1025	1065	1175	1270	1365	1430	1010
-------------------	-----------------	-----	-----	-----	------	------	------	------	------	------	------

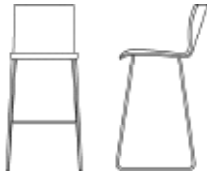


24 in. Sled Frame Fully Upholstered Stool Mid Back

519-CH24SL-CHR-NA	Chrome, no arms	925	965	1035	1055	1105	1215	1310	1405	1465	1045
-------------------	-----------------	-----	-----	------	------	------	------	------	------	------	------

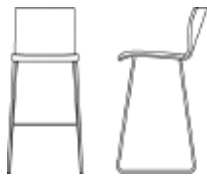
# AXIS SLED FRAME STOOL

COM/Grade A   Grade B   Grade C   Grade D   Grade E   Grade F   Grade G   Grade H   Leather   COL



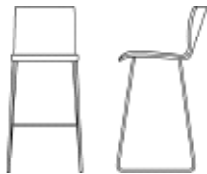
**30 in. Sled Frame Wood Shell Stool Mid Back**

<b>517-STL30SL-CHR-NA</b>	Chrome, no arms	<b>810</b>
---------------------------	-----------------	------------



**30 in. Sled Frame Wood Shell with Upholstered Seat Pad Stool Mid Back**

<b>518-STL30SL-CHR-NA</b>	Chrome, no arms	<b>1000</b>	<b>1040</b>	<b>1110</b>	<b>1130</b>	<b>1180</b>	<b>1290</b>	<b>1385</b>	<b>1475</b>	<b>1540</b>	<b>1120</b>
---------------------------	-----------------	-------------	-------------	-------------	-------------	-------------	-------------	-------------	-------------	-------------	-------------

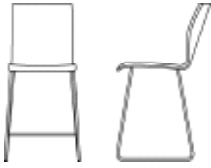


**30 in. Sled Frame Fully Upholstered Stool Mid Back**

<b>519-STL30SL-CHR-NA</b>	Chrome, no arms	<b>1035</b>	<b>1080</b>	<b>1145</b>	<b>1170</b>	<b>1225</b>	<b>1330</b>	<b>1425</b>	<b>1520</b>	<b>1580</b>	<b>1160</b>
---------------------------	-----------------	-------------	-------------	-------------	-------------	-------------	-------------	-------------	-------------	-------------	-------------

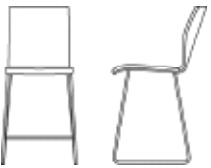
# AXIS SLED FRAME STOOL

COM/Grade A Grade B Grade C Grade D Grade E Grade F Grade G Grade H Leather COL



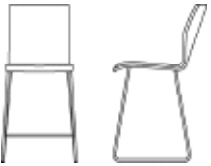
**24 in. Sled Frame Wood Shell Stool**

<b>514-CH24SL-CHR-NA</b>	Chrome, no arms	<b>705</b>
--------------------------	-----------------	------------



**24 in. Sled Frame Wood Shell with Upholstered Seat Pad Stool**

<b>515-CH24SL-CHR-NA</b>	Chrome, no arms	<b>890</b>	<b>930</b>	<b>990</b>	<b>1025</b>	<b>1065</b>	<b>1175</b>	<b>1270</b>	<b>1365</b>	<b>1430</b>	<b>1010</b>
--------------------------	-----------------	------------	------------	------------	-------------	-------------	-------------	-------------	-------------	-------------	-------------



**24 in. Sled Frame Fully Upholstered Stool**

<b>516-CH24SL-CHR-NA</b>	Chrome, no arms	<b>925</b>	<b>965</b>	<b>1035</b>	<b>1055</b>	<b>1105</b>	<b>1215</b>	<b>1310</b>	<b>1405</b>	<b>1465</b>	<b>1045</b>
--------------------------	-----------------	------------	------------	-------------	-------------	-------------	-------------	-------------	-------------	-------------	-------------

# AXIS SLED FRAME STOOL

COM/Grade A Grade B Grade C Grade D Grade E Grade F Grade G Grade H Leather COL



**30 in. Sled Frame Wood Shell**

<b>514-STL30SL-CHR-NA</b>	Chrome, no arms	<b>810</b>											
---------------------------	-----------------	------------	--	--	--	--	--	--	--	--	--	--	--



**30 in. Sled Frame Wood Shell with Upholstered Seat Pad Stool**

<b>515-STL30SL-CHR-NA</b>	Chrome, no arms	<b>1000</b>	<b>1040</b>	<b>1110</b>	<b>1130</b>	<b>1180</b>	<b>1290</b>	<b>1385</b>	<b>1475</b>	<b>1540</b>	<b>1120</b>		
---------------------------	-----------------	-------------	-------------	-------------	-------------	-------------	-------------	-------------	-------------	-------------	-------------	--	--



**30 in. Sled Frame Fully Upholstered Stool**

<b>516-STL30SL-CHR-NA</b>	Chrome, no arms	<b>1035</b>	<b>1080</b>	<b>1145</b>	<b>1170</b>	<b>1225</b>	<b>1330</b>	<b>1425</b>	<b>1520</b>	<b>1580</b>	<b>1160</b>		
---------------------------	-----------------	-------------	-------------	-------------	-------------	-------------	-------------	-------------	-------------	-------------	-------------	--	--

**PRICES**

All published prices are recommended retail prices. Applicable sales taxes are additional. Prices are subject to change without notice.

**PAYMENT TERMS**

Net 30 days, with established credit. Until credit is approved, a fifty percent deposit must be sent with the order, the balance is due prior to shipment. Deposits are non-refundable in the event of cancellation. If deposit has been placed on original order, applicable cancellation charges to be deducted from the deposit amount. Remainder of deposit will be held in the form of a credit for future orders.

**FREIGHT POLICY**

All orders are FOB Destination.  
Orders under \$7500 net will incur a minimum freight charge of \$225.  
Orders over \$7500 net will be charged the standard 3% of net freight fee.  
These fees are applicable for any shipment being made within the contiguous U.S.  
Source International reserves the right to select method of shipment and carrier.

**CONCEALED DAMAGE**

If products are received damaged, a written exception should be made on the bill of lading and an immediate inspection be requested of the carrier. Concealed damage must be reported to the carrier within the specific carrier's predetermined timeline. Failure to make claims shall constitute acceptance of the products and waiver any claims of defects, errors or shortages.

**RETURNS AND ALLOWANCES**

All product is made to order. No merchandise may be returned without a return authorization and shipping instructions. No credit or allowance will be given for repairs to defective materials unless Source International has given authority to make such repairs.

**ORDER ENTRY**

All orders must be submitted in writing. Email to [cr@sourceinternationaldesign.com](mailto:cr@sourceinternationaldesign.com) or Fax to 508-842-1838.

**ACKNOWLEDGEMENTS**

All orders will be acknowledged in writing. Orders will be manufactured based on the written acknowledgement. It is the customer's responsibility to review each acknowledgement and communicate with the factory if there are errors within 48 hours.

**CANCELLATIONS**

Any changes or cancellation may result in charges if materials have entered into production. If an order is cancelled while in production, a cancellation fee will be applied based on the status of order at time of cancellation.

**FABRICS**

Not all graded in fabrics are approved for all product lines. Send memo samples for approval to:  
Source International 17 Gilmore Dr, Sutton, MA 01590.

Please tag memo samples with:

The product the fabric is being reviewed for, and your contact information

**Graded In Partners**

We are proud to offer graded in fabric programs with the following companies:

Anzea

Architex

Camira

CF Stinson

Camira

DesignTex

Knoll

Maharam

Mayer

Momentum

Ultrafabrics

**Customer's Own Material**

C.O.M. fabric must be approved prior to acceptance of the order. The material must be provided in 54" wide continuous yardage. All fabric will be directionally cut straight off the bolt unless otherwise specified. A C.O.M. form must be filled out and submitted along with purchase order. Yardage requirements listed are for small patterns or plain materials. The material must be shipped to the factory prepaid and with proper reference to the order. Source International is not responsible for appearance, performance or durability of C.O.M

**LEATHER**

Leather Prices published in this price list are for our stock leather "MAMMUT" by Wollsdorf Leather in the following colors:

25599 Black

25519 Pewter

35062 Charcoal

Additional leather colors in the Mammut line can be quoted. All other leathers will be priced as COL.