

17W / 19W CHAIR

STOOL

BARIATRIC

TABLES

Price List Effective January 2023



# CACHE

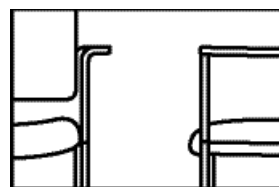
## How to Build a Cache Number

### 761 - FL - WA-SAB - NAT or P17006 - BLK - PG - ENG

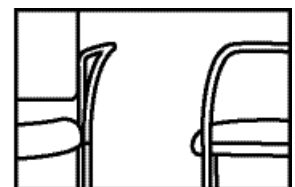
<p>Style _____</p> <p>761 Cache In fully upholstered          762 Cache In finished wood          763 Cache In uph seat/wood back          764 Cache In uph seat/wood back/uph pad          765 Cache Out fully upholstered          766 Cache Out finished wood          767 Cache Out uph seat/wood back          768 Cache Out uph seat/wood back/uph pad          780 Cache Straight fully upholstered          781 Cache Straight finished wood          782 Cache Straight uph seat/wood back          783 Cache Straight uph seat/wood back/uph pad</p> <p>Frame Style _____</p> <p>FL Four Leg          CS With Carpet Casters          WS Wall Saver Four Leg Frame          SL Sled</p> <p>Arm Style _____</p> <p>NA No Arms          WA-CAB Cache Arm Black          WA-CAG Cache Grey Arm          WA-SAB Straight Arm Black          WA-SAG Straight Arm Grey</p>	<p>Wood Finish</p> <p>NAT Natural          CHY Cherry          WCH Warm Cherry          MAH Mahogany          ESP Espresso          WLT Weathered Light          WMD Weathered Medium          WGR Weathered Grey          WNT Walnut          DWNT Dark Walnut          999 Custom          001 Black</p> <p>Painted Wood Finish</p> <p>P1 Painted Back          P2 Painted Seat &amp; Back</p> <p>7006 White          7044 Stone          7035 Light Grey          7012 Dark Grey          8012 Dark Red          3016 Light Red          1032 Yellow          6011 Green          6033 Teal          6034 Aqua          5024 Light Blue          5014 Medium Blue          7040 Light Grey Blue</p>	<p>Laser Engraving</p> <p>Glide / Caster Style</p> <p>PG Plastic Glide(Std)          MG Metal Glide          FG Felt Glide          RS Rubber Sleeve          C1 Hard Floor Caster          C2 Carpet Caster</p> <p>Frame Finish</p> <p>Standard Powder Coat Finishes</p> <p>CHR Chrome          SCR Soft Chrome          BLK Black Matte          WHT White          LBNZ Light Bronze          MBNZ Medium Bronze          DBNZ Dark Bronze          GMTL Gunmetal          BRS Brass</p> <p>Premium Powder Coat Finishes</p> <p>STN Stone          LGB Light Grey Blue          DGY Dark Grey          LBL Light Blue          AQU Aqua          GRN Green          YLW Yellow          LRD Light Red</p>
--	--	--

## Features

- Three Back Shapes—Cache In, Out, or Straight
- Seat and Back, Fully Upholstered, All Wood or Combination
- Eleven Standard Wood Finishes and Thirteen Standard Painted Wood Finishes
- Four Leg Frame Standard—Wall Saver, Caster, and Sled Frames Optional
- Caster Frame and Sled Frames are Non-Stacking
- Four Leg Chairs Stack Five High on the Floor, Ten High on the Dolly
- Wood Backs Solid as Standard. Perforations on Cache Out or Line Cut on Cache In available.
- Frame Finish options are Chrome, Eight Standard Powder Coat Finishes and Eight Premium Powder Coat Finishes
- Cache and Straight Arm style options in both Black and Grey
- CAL117-2013 Standard, CAL133 Optional
- Meets ANSI/BIFMA Standards
- GREENGUARD Certified
- Lifetime Limited Warranty



Straight Arm



Cache Arm

Dimensions

Cache In -Cache Out

Seat	18.5D x 17.5W x 18H
Back	17H x 17.5W
Arm Height	25.5
Overall Size	22.5W x 22.5D x 35 19.5W armless

Cache Straight

Seat	18.5D x 17.5W x 18H
Back	13.25H x 17.5W
Arm Height	25.5
Overall Size	22.5W x 22.5D x 31.25H 19.5W armless 22.75W straight arm style

COM	Fully Upholstered	1.2 yards
	Seats Only	.8 yds per 2 seats
	Backs Only	.6 yds per one back

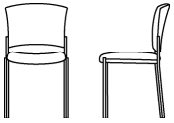
COL	Fully Upholstered	20 sqft
	Seats Only	7 sqft

Option Pricing

750/IGC	Integrated Ganging Connector (Set) for Armless Chairs	\$45
750/IGA	Integrated Ganging Connector (Set) for Arm Chairs	\$45
750/DL	Transport Dolly, Two-Wheel (6 Chair Capacity)	\$525
750-FW	Storage Dolly, Four-Wheel (10 Chair Capacity)	\$550
SCR	Soft Chrome Powder Coat Frame Finish (Same as BLK Price)	N/C
	Standard Powder Coat Finish Options -	
	Specify Finish Option From Above - Upcharge Over Black	\$80
	Premium Powder Coat Finish Options -	
	Specify Finish Option From Above - Upcharge Over Black	\$80
PPC	Premium Powder Coat Finish Upcharge - Net Charge Per Color Per Order	\$200 NET
P1	Painted Wood Finish For Painted Back - Specify Paint Color Number From Above	\$40
P2	Painted Wood Finish For Seat and Back - Specify Paint Color Number From Above	\$75
F1	CAL 133 Compliance, Seat Only	\$50
F2	CAL 133 Compliance, Seat and Back	\$60
ENG	Laser Engraving	\$40
SL	Sled Frame Option	\$110
WS	Wallsaver Four Leg Frame Option	\$40
RS	Rubber Sleeves	\$15
MG	Metal Glides	\$20
FG	Felt Glides	\$20
C1	Hard Floor Caster, Black	\$35
XFS	1/2" Extra Foam For Seat	\$30
999	Custom Wood Finish Option - Set Up Fee	\$225 NET
Perf	Perforations on Cache Out Wood back	N/C
LC	Line Cut on Cache In wood Back	N/C
MB	Moisture Barrier in Seat	\$45


# CACHE IN

COM/Grade A Grade B Grade C Grade D Grade E Grade F Grade G Grade H Leather COL



Stacking Chair Armless  
Cache In  
Four Leg Frame

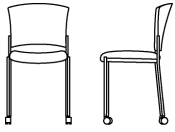
761-FL-NA-BLK	Fully Upholstered	500	525	575	590	625	700	765	830	970	570
762-FL-NA-BLK	Finished Wood	560									
763-FL-NA-BLK	Upholstered Seat/Wood Back	515	535	575	580	600	655	700	750	710	570
764-FL-NA-BLK	Uph Seat/Wood Back w/Uph Pad	630	650	675	695	715	765	810	860	820	670
761-FL-NA-CHR	Fully Upholstered	595	630	670	695	725	800	865	935	1060	665
762-FL-NA-CHR	Finished Wood	590									
763-FL-NA-CHR	Upholstered Seat/Wood Back	630	645	670	690	710	765	805	855	955	665
764-FL-NA-CHR	Uph Seat / Wood Back w/Uph Pad	730	750	780	790	820	870	915	960	1055	775



Stacking Chair with Arms  
Cache In  
Four Leg Frame

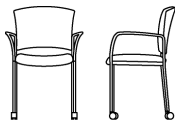
761-FL-WA-BLK	Fully Upholstered	585	615	655	670	710	785	855	920	1050	650
762-FL-WA-BLK	Finished Wood	670									
763-FL-WA-BLK	Upholstered Seat/Wood Back	630	645	675	690	710	765	805	855	955	670
764-FL-WA-BLK	Uph Seat/Wood Back w/Uph Pad	705	720	760	765	785	840	885	930	1030	750
761-FL-WA-CHR	Fully Upholstered	670	705	740	770	795	875	940	1005	1140	735
762-FL-WA-CHR	Finished Wood	710									
763-FL-WA-CHR	Upholstered Seat/Wood Back	700	715	740	760	780	835	875	925	1025	735
764-FL-WA-CHR	Uph Seat / Wood Back w/Uph Pad	800	820	850	860	890	940	985	1035	1125	845

COM/Grade A Grade B Grade C Grade D Grade E Grade F Grade G Grade H Leather COL



Caster Chair Armless  
Cache In  
Four Leg Frame

761-CS-NA-BLK	Fully Upholstered	560	585	635	650	675	760	825	890	1030	630
762-CS-NA-BLK	Finished Wood	605									
763-CS-NA-BLK	Upholstered Seat/Wood Back	565	580	615	630	645	700	750	785	890	605
764-CS-NA-BLK	Uph Seat/Wood Back w/Uph Pad	660	685	715	725	755	800	845	895	850	710
761 CS-NA-CHR	Fully Upholstered	655	675	725	740	780	855	925	990	1120	720
762 CS-NA-CHR	Finished Wood	645									
763 CS-NA-CHR	Upholstered Seat/Wood Back	655	670	710	720	740	795	840	885	985	685
764 CS-NA-CHR	Uph Seat / Wood Back w/Uph Pad	760	780	820	830	850	900	945	990	1095	805

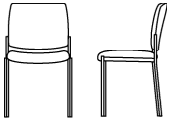


Caster Chair with Arms  
Cache In  
Four Leg Frame

761-CS-WA-BLK	Fully Upholstered	620	650	700	715	755	825	890	960	1095	690
762-CS-WA-BLK	Finished Wood	720									
763-CS-WA-BLK	Upholstered Seat/Wood Back	670	700	725	735	765	810	860	900	1000	720
764-CS-WA-BLK	Uph Seat/Wood Back w/Uph Pad	750	775	800	820	840	890	935	980	1080	795
761 CS-WA-CHR	Fully Upholstered	720	750	795	820	845	925	990	1055	1185	790
762 CS-WA-CHR	Finished Wood	755									
763 CS-WA-CHR	Upholstered Seat/Wood Back	725	750	780	790	820	870	915	960	1055	775
764 CS-WA-CHR	Uph Seat / Wood Back w/Uph Pad	830	855	890	900	920	975	1020	1065	1165	875

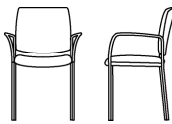
# CACHE OUT

COM/Grade A Grade B Grade C Grade D Grade E Grade F Grade G Grade H Leather COL



Stacking Chair Armless  
Cache Out  
Four Leg Frame

765-FL-NA-BLK	Fully Upholstered	500	525	575	590	625	700	765	830	970	570
766-FL-NA-BLK	Finished Wood	560									
767-FL-NA-BLK	Upholstered Seat/Wood Back	515	535	575	580	600	655	700	750	710	570
768-FL-NA-BLK	Uph Seat/Wood Back w/Uph Pad	630	650	675	695	715	765	810	860	820	670
765-FL-NA-CHR	Fully Upholstered	595	630	670	695	725	800	865	935	1060	665
766-FL-NA-CHR	Finished Wood	590									
767-FL-NA-CHR	Upholstered Seat/Wood Back	630	645	670	690	710	765	805	855	955	665
768-FL-NA-CHR	Uph Seat / Wood Back w/Uph Pad	730	750	780	790	820	870	915	960	1055	775

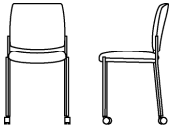


Stacking Chair with Arms  
Cache Out  
Four Leg Frame

765-FL-WA-BLK	Fully Upholstered	585	615	655	670	710	785	855	920	1050	650
766-FL-WA-BLK	Finished Wood	670									
767-FL-WA-BLK	Upholstered Seat/Wood Back	630	645	675	690	710	765	805	855	955	670
768-FL-WA-BLK	Uph Seat/Wood Back w/Uph Pad	705	720	760	765	785	840	885	930	1030	750
765-FL-WA-CHR	Fully Upholstered	670	705	740	770	795	875	940	1005	1140	735
766-FL-WA-CHR	Finished Wood	710									
767-FL-WA-CHR	Upholstered Seat/Wood Back	700	715	740	760	780	835	875	925	1025	735
768-FL-WA-CHR	Uph Seat / Wood Back w/Uph Pad	800	820	850	860	890	940	985	1035	1125	845

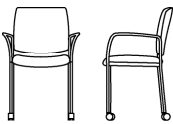
# CACHE OUT

COM/Grade A Grade B Grade C Grade D Grade E Grade F Grade G Grade H Leather COL



Stacking Chair Armless  
Cache Out  
Four Leg Frame

765-CS-NA-BLK	Fully Upholstered	560	585	635	650	675	760	825	890	1030	630
766-CS-NA-BLK	Finished Wood	605									
767-CS-NA-BLK	Upholstered Seat/Wood Back	565	580	615	630	645	700	750	785	890	605
768-CS-NA-BLK	Uph Seat/Wood Back w/Uph Pad	660	685	715	725	755	800	845	895	850	710
765 CS-NA-CHR	Fully Upholstered	655	675	725	740	780	855	925	990	1120	720
766 CS-NA-CHR	Finished Wood	645									
767 CS-NA-CHR	Upholstered Seat/Wood Back	655	670	710	720	740	795	840	885	985	685
768 CS-NA-CHR	Uph Seat / Wood Back w/Uph Pad	760	780	820	830	850	900	945	990	1095	805

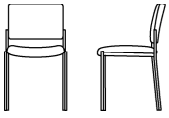


Caster Chair with Arms  
Cache Out  
Four Leg Frame

765-CS-WA-BLK	Fully Upholstered	620	650	700	715	755	825	890	960	1095	690
766-CS-WA-BLK	Finished Wood	720									
767-CS-WA-BLK	Upholstered Seat/Wood Back	670	700	725	735	765	810	860	900	1000	720
768-CS-WA-BLK	Uph Seat/Wood Back w/Uph Pad	750	775	800	820	840	890	935	980	1080	795
765 CS-WA-CHR	Fully Upholstered	720	750	795	820	845	925	990	1055	1185	790
766 CS-WA-CHR	Finished Wood	755									
767 CS-WA-CHR	Upholstered Seat/Wood Back	725	750	780	790	820	870	915	960	1055	775
768 CS-WA-CHR	Uph Seat / Wood Back w/Uph Pad	830	855	890	900	920	975	1020	1065	1165	875

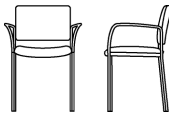
# CACHE STRAIGHT

COM/Grade A Grade B Grade C Grade D Grade E Grade F Grade G Grade H Leather COL



Stacking Chair Armless  
Cache Straight  
Four Leg Frame

780-FL-NA-BLK	Fully Upholstered	500	525	575	590	625	700	765	830	970	570
781-FL-NA-BLK	Finished Wood	560									
782-FL-NA-BLK	Upholstered Seat/Wood Back	515	535	575	580	600	655	700	750	710	570
783-FL-NA-BLK	Uph Seat/Wood Back w/Uph Pad	630	650	675	695	715	765	810	860	820	670
780-FL-NA-CHR	Fully Upholstered	595	630	670	695	725	800	865	935	1060	665
781-FL-NA-CHR	Finished Wood	590									
782-FL-NA-CHR	Upholstered Seat/Wood Back	630	645	670	690	710	765	805	855	955	665
783-FL-NA-CHR	Uph Seat / Wood Back w/Uph Pad	730	750	780	790	820	870	915	960	1055	775



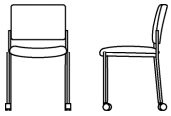
Stacking Chair with Arms  
Cache Straight  
Four Leg Frame

780-FL-WA-BLK	Fully Upholstered	585	615	655	670	710	785	855	920	1050	650
781-FL-WA-BL	Finished Wood	670									
782-FL-WA-BL	Upholstered Seat/Wood Back	630	645	675	690	710	765	805	855	955	670
783-FL-WA-BL	Uph Seat/Wood Back w/Uph Pad	705	720	760	765	785	840	885	930	1030	750
780-FL-WA-CHR	Fully Upholstered	670	705	740	770	795	875	940	1005	1140	735
781-FL-WA-CHR	Finished Wood	710									
782-FL-WA-CHR	Upholstered Seat/Wood Back	700	715	740	760	780	835	875	925	1025	735
783-FL-WA-CHR	Uph Seat / Wood Back w/Uph Pad	800	820	850	860	890	940	985	1035	1125	845



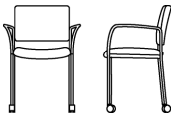
# CACHE STRAIGHT

COM/Grade A Grade B Grade C Grade D Grade E Grade F Grade G Grade H Leather COL



Caster Chair Armless  
Cache Straight  
Four Leg Frame

780-CS-NA-BLK	Fully Upholstered	560	585	635	650	675	760	825	890	1030	630
781-CS-NA-BLK	Finished Wood	605									
782-CS-NA-BLK	Upholstered Seat/Wood Back	565	580	615	630	645	700	750	785	890	605
783-CS-NA-BLK	Uph Seat/Wood Back w/Uph Pad	660	685	715	725	755	800	845	895	850	710
780-CS-NA-CHR	Fully Upholstered	655	675	725	740	780	855	925	990	1120	720
781-CS-NA-CHR	Finished Wood	645									
782-CS-NA-CHR	Upholstered Seat/Wood Back	655	670	710	720	740	795	840	885	985	685
783-CS-NA-CHR	Uph Seat / Wood Back w/Uph Pad	760	780	820	830	850	900	945	990	1095	805



Caster Chair with Arms  
Cache Straight  
Four Leg Frame

780-CS-WA-BLK	Fully Upholstered	620	650	700	715	755	825	890	960	1095	690
781-CS-WA-BLK	Finished Wood	720									
782-CS-WA-BLK	Upholstered Seat/Wood Back	670	700	725	735	765	810	860	900	1000	720
783-CS-WA-BLK	Uph Seat/Wood Back w/Uph Pad	750	775	800	820	840	890	935	980	1080	795
780-CS-WA-CHR	Fully Upholstered	720	750	795	820	845	925	990	1055	1185	790
781-CS-WA-CHR	Finished Wood	755									
782-CS-WA-CHR	Upholstered Seat/Wood Back	725	750	780	790	820	870	915	960	1055	775
783-CS-WA-CHR	Uph Seat / Wood Back w/Uph Pad	830	855	890	900	920	975	1020	1065	1165	875

# CACHE 19

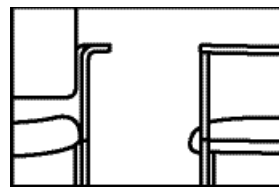
## How to Build a Cache 19 Number

### 724 - WS - WA - SAB - NAT or P17006 - BLK - PG - ENG

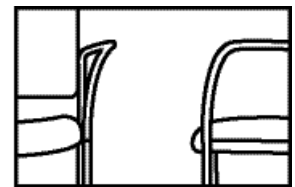


## Features

- Three Back Shapes—Cache In, Out, or Straight
- Fully Upholstered or Upholstered Seat with Wood Back
- Eleven Standard Wood Finishes and Thirteen Standard Painted Wood Finishes
- Wall Saver Frame Standard, FL Four Leg Frame Optional
- Wood Backs Solid as Standard. Perforations on Cache Out or Line Cut on Cache In available.
- Frame Finish options are Chrome, Eight Standard Powder Coat Finishes and Eight Premium Powder Coat Finishes
- Cache and Straight Arm style options in both Black and Grey
- Stacks Five High on the Floor, Ten High on the Dolly
- CAL117-2013 Standard, CAL133 Optional
- Meets ANSI/BIFMA Large Occupant Standards
- GREENGUARD Certified
- Lifetime Limited Warranty



Straight Arm



Cache Arm

Dimensions

Cache In -Cache Out

Seat 18.5D x 19W x 18H  
 Back 17H x 19W  
 Arm Height 25.5  
 Overall Size 24W x 22.5D x 35H  
 21W armless

Cache Straight

Seat 18.5D x 19W x 18H  
 Back 13.25H x 19W  
 Arm Height 25.5  
 Overall Size 24W x 22.5D x 31.25H  
 21W armless  
 24.25W straight arm style

COM Fully Upholstered 1.2 yds  
 Seats Only .8 yds per 2 seats  
 Backs Only .6 yds per one back


COL Fully Upholstered 20 sqft  
 Seats Only 7 sqft

Option Pricing

FL	Four Leg Frame Option	N/C
SCR	Soft Chrome Powder Coat Frame Finish (Same as BLK Price)	N/C
	Standard Powder Coat Finish Options -	
	Specify Finish Option From Above - Upcharge Over Black	\$80
	Premium Powder Coat Finish Options -	
	Specify Finish Option From Above - Upcharge Over Black	\$80
PPC	Premium Powder Coat Finish Upcharge - Net Charge Per Color Per Order	\$200 NET
P1	Painted Wood Finish For Painted Back - Specify Paint Color Number From Above	\$35
F1	CAL 133 Compliance, Seat Only	\$50
F2	CAL 133 Compliance, Seat and Back	\$65
XFS	1/2" Extra Foam For Seat	\$30
FG	Felt Glides	\$20
MG	Metal Glides (FL Frame Only)	\$20
ENG	Laser Engraving	\$40
999	Custom Wood Finish Option - Set Up Fee	\$225 NET
724/FW	Storage Dolly, Four-Wheel (10 Chair Capacity)	\$550
Perf	Perforations on Cache Out Wood back	N/C
LC	Line Cut on Cache In wood Back	N/C
MB	Moisture Barrier in Seat	\$45

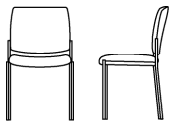
# CACHE 19

COM/Grade A Grade B Grade C Grade D Grade E Grade F Grade G Grade H Leather COL



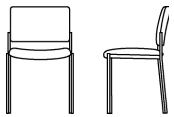
19 in. Wide Stacking Chair, Armless  
Cache In  
Wall Saver Frame

724-WS-NA-BLK	Fully Upholstered	585	615	660	675	715	785	855	935	1055	655
725-WS-NA-BLK	Upholstered Seat/Wood Back	675	710	755	770	800	875	940	1010	1145	740
724-WS-NA-CHR	Fully Upholstered	645	670	715	730	770	840	915	980	1140	710
725-WS-NA-CHR	Upholstered Seat/Wood Back	725	740	790	785	805	865	905	945	1055	785



19 in. Wide Stacking Chair, Armless  
Cache Out  
Wall Saver Frame


726-WS-NA-BLK	Fully Upholstered	585	615	660	675	715	785	855	935	1055	655
727-WS-NA-BLK	Upholstered Seat/Wood Back	675	710	755	770	800	875	940	1010	1145	740
726-WS-NA-CHR	Fully Upholstered	645	670	715	730	770	840	915	980	1140	710
727-WS-NA-CHR	Upholstered Seat/Wood Back	725	740	790	785	805	865	905	945	1055	785



19 in. Wide Stacking Chair, Armless  
Cache Straight  
Wall Saver Frame

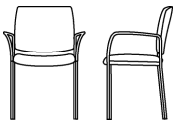
728-WS-NA-BLK	Fully Upholstered	585	615	660	675	715	785	855	935	1055	655
729-WS-NA-BLK	Upholstered Seat/Wood Back	675	710	755	770	800	875	940	1010	1145	740
728-WS-NA-CHR	Fully Upholstered	645	670	715	730	770	840	915	980	1140	710
729-WS-NA-CHR	Upholstered Seat/Wood Back	725	740	790	785	805	865	905	945	1055	785

COM/Grade A Grade B Grade C Grade D Grade E Grade F Grade G Grade H Leather COL



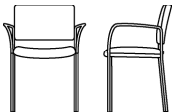
19 in. Wide Stacking Chair With Arms  
Cache In  
Wall Saver Frame

724-WS-WA-BLK	Fully Upholstered	645	670	715	730	770	840	915	980	1140	710
725-WS-WA-BLK	Upholstered Seat/Wood Back	685	720	765	780	810	885	950	1020	1155	750
724-WS-WA-CHR	Fully Upholstered	730	760	805	830	855	935	1000	1065	1235	800
725-WS-WA-CHR	Upholstered Seat/Wood Back	780	795	835	845	860	920	960	1005	1110	825



19 in. Wide Stacking Chair With Arms  
Cache Out  
Wall Saver Frame

726-WS-WA-BLK	Fully Upholstered	645	670	715	730	770	840	915	980	1140	710
727-WS-WA-BLK	Upholstered Seat/Wood Back	685	720	765	780	810	885	950	1020	1155	750
726-WS-WA-CHR	Fully Upholstered	730	760	805	830	855	935	1000	1065	1235	800
727-WS-WA-CHR	Upholstered Seat/Wood Back	780	795	835	845	860	920	960	1005	1110	825



19 in. Wide Stacking Chair With Arms  
Cache Straight  
Wall Saver Frame

728-WS-WA-BLK	Fully Upholstered	645	670	715	730	770	840	915	980	1140	710
729-WS-WA-BLK	Upholstered Seat/Wood Back	685	720	765	780	810	885	950	1020	1155	750
728-WS-WA-CHR	Fully Upholstered	730	760	805	830	855	935	1000	1065	1235	800
729-WS-WA-CHR	Upholstered Seat/Wood Back	780	795	835	845	860	920	960	1005	1110	825

# CACHE BARIATRIC

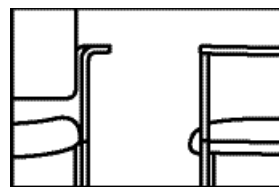
## How to Build a Cache Bariatric Product Number

### 770 - WA-SAB - NAT or P17006 - BLK - PG

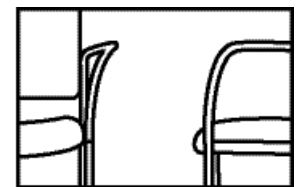
<p>Style</p> <p>770 Bariatric Cache In, uph seat/wood back</p> <p>771 Bariatric Cache In, fully upholstered</p> <p>772 Bariatric Cache Out, uph seat/wood back</p> <p>773 Bariatric Cache Out, fully upholstered</p> <p>774 Bariatric Cache Straight, uph seat/wood back</p> <p>775 Bariatric Cache Straight, fully upholstered</p>	<p>Wood Finish</p> <p>NAT Natural</p> <p>CHY Cherry</p> <p>WCH Warm Cherry</p> <p>MAH Mahogany</p> <p>ESP Espresso</p> <p>WLT Weathered Light</p> <p>WMD Weathered Medium</p> <p>WGR Weathered Grey</p> <p>WNT Walnut</p> <p>DWNT Dark Walnut</p> <p>999 Custom</p> <p>001 Black</p> <p>Painted Wood Finish</p> <p>P1 Painted Back</p> <p>7006 White</p> <p>7044 Stone</p> <p>7035 Light Grey</p> <p>7012 Dark Grey</p> <p>8012 Dark Red</p> <p>3016 Light Red</p> <p>1032 Yellow</p> <p>6011 Green</p> <p>6033 Teal</p> <p>6034 Aqua</p> <p>5024 Light Blue</p> <p>5014 Medium Blue</p> <p>7040 Light Grey Blue</p>	<p>Glide</p> <p>PG Plastic Glides (standard)</p> <p>MG Metal Glides</p> <p>RS Rubber Sleeves</p> <p>FG Felt Glides</p> <p>Frame Finish</p> <p>Standard Powder Coat Finishes</p> <p>CHR Chrome</p> <p>SCR Soft Chrome</p> <p>BLK Black Matte</p> <p>WHT White</p> <p>LBNZ Light Bronze</p> <p>MBNZ Medium Bronze</p> <p>DBNZ Dark Bronze</p> <p>GMTL Gunmetal</p> <p>BRS Brass</p> <p>Premium Powder Coat Finishes</p> <p>STN Stone</p> <p>LGB Light Grey Blue</p> <p>DGY Dark Grey</p> <p>LBL Light Blue</p> <p>AQU Aqua</p> <p>GRN Green</p> <p>YLW Yellow</p> <p>LRD Light Red</p>
<p>Arm Style</p> <p>WA-CAB Cache Arm Black</p> <p>WA-CAG Cache Grey Arm</p> <p>WA-SAB Straight Arm Black</p> <p>WA-SAG Straight Arm Grey</p>		

## Features

- 500 lb Static Load Tested
- Three Back Shapes—Cache In, Out, or Straight
- Fully Upholstered or Upholstered Seat with Wood Back
- Eleven Standard Wood Finishes and Thirteen Standard Painted Wood Finishes
- WS Wall Saver Frame Standard
- Wood Backs Solid as Standard. Perforations on Cache Out or Line Cut on Cache In available.
- Frame Finish options are Chrome, Eight Standard Powder Coat Finishes and Eight Premium Powder Coat Finishes
- Cache and Straight Arm style options in both Black and Grey
- CAL117-2013 Standard, CAL133 Optional
- Meets ANSI/BIFMA Standards
- GREENGUARD Certified
- Lifetime Limited Warranty



Straight Arm



Cache Arm

## Dimensions

### Cache In -Cache Out

Seat	18.5D x 26W x 18H
Back	16.5H x 26W
Arm Height	25.5
Overall Size	31W x 22.5D x 33.5H 21W armless

### Cache Straight

Seat	18.5D x 26W x 18H
Back	12.5H x 26W
Arm Height	25.5
Overall Size	31W x 22.5D x 31.25H 21W armless 31.25W straight arm style1

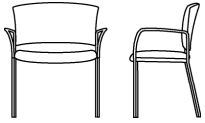
COM	Fully Upholstered	2 yds
	Seats Only	1 yd
	Backs Only	1.2 yds
COL	Fully Upholstered	34 sqft

## Option Pricing

P1	Painted Wood Finish For Painted Back - Specifiy Paint Color Number From Above	\$45
SCR	Soft Chrome Powder Coat Frame Finish (Same as BLK Price)	N/C
	Standard Powder Coat Finish Options -	
	Specify Finish Option From Above - Upcharge Over Black	\$80
	Premium Powder Coat Finish Options -	
	Specify Finish Option From Above - Upcharge Over Black	\$80
PPC	Premium Powder Coat Finish Upcharge - Net Charge Per Color Per Order	\$200 NET
XFS	1/2" Extra Foam For Seat	\$40
FG	Felt Glides	\$20
ENG	Laser Engraving	\$40
999	Custom Wood Finish Option - Set Up Fee	\$225 NET
Perf	Perforations on Cache Out Wood back	N/C
LC	Line Cut on Cache In wood Back	N/C
F1	CAL 133 Compliance, Seat Only	\$45
F2	CAL 133 Compliance, Seat and Back	\$65
MB1	Moisture Barrier in Seat	\$65

# CACHE BARIATRIC

COM/Grade A Grade B Grade C Grade D Grade E Grade F Grade G Grade H Leather COL



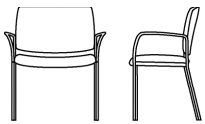
Cache In Bariatric  
Fully Upholstered Seat/Wood Back

770-WA-BLK-NAT-PG	1070	1100	1140	1160	1185	1250	1305	1365	1435	1125
770-WA-CHR-NAT-PG	1230	1250	1300	1310	1340	1410	1465	1525	1595	1290



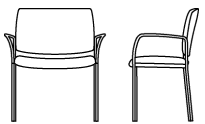
Cache In Bariatric  
Fully Upholstered

771-WA-BLK-PG	1055	1105	1180	1210	1270	1395	1505	1615	1845	1170
771-WA-CHR-PG	1210	1260	1340	1370	1425	1545	1660	1775	2005	1325



Cache Out Bariatric  
Fully Upholstered Seat/Wood Back

772-WA-BLK-NAT-PG	1070	1100	1140	1160	1185	1250	1305	1365	1435	1125
772-WA-CHR-NAT-PG	1230	1250	1300	1310	1340	1410	1465	1525	1595	1290



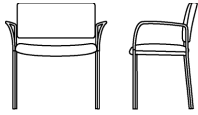
Cache Out Bariatric  
Fully Upholstered

773-WA-BLK-PG	1055	1105	1180	1210	1270	1395	1505	1615	1845	1170
773-WA-CHR-PG	1210	1260	1340	1370	1425	1545	1660	1775	2005	1325



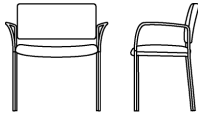
# CACHE BARIATRIC

COM/Grade A Grade B Grade C Grade D Grade E Grade F Grade G Grade H Leather COL



Cache Straight Bariatric  
Fully Upholstered Seat/Wood Back

774-WA-BLK-NAT-PG	1070	1100	1140	1160	1185	1250	1305	1365	1435	1125
774-WA-CHR-NAT-PG	1230	1250	1300	1310	1340	1410	1465	1525	1595	1290



Cache Straight Bariatric  
Fully Upholstered

775-WA-BLK-PG	1055	1105	1180	1210	1270	1395	1505	1615	1845	1170
775-WA-CHR-PG	1210	1260	1340	1370	1425	1545	1660	1775	2005	1325

# CACHE STOOL

## How to Build a Cache Stool Number

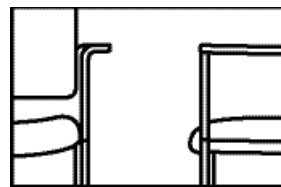
### 761 - CH24 - WA - SAB - NAT or P17006 - BLK - PG - ENG

<p>Style _____</p> <p>761 Cache In fully upholstered          762 Cache In finished wood          763 Cache In uph seat/wood back          764 Cache In uph seat/wood back/uph pad          765 Cache Out fully upholstered          766 Cache Out finished wood          767 Cache Out uph seat/wood back          768 Cache Out uph seat/wood back/uph pad          780 Cache Straight fully upholstered          781 Cache Straight finished wood          782 Cache Straight uph seat/wood back          783 Cache Straight uph seat/wood back/uph pad</p> <p>Frame Style _____</p> <p>CH24 Counter Stool          STL30 Bar Stool</p> <p>Arm Style _____</p> <p>NA No Arms          WA-CAB Cache Arm Black          WA-CAG Cache Grey Arm          WA-SAB Straight Arm Black          WA-SAG Straight Arm Grey</p>	<p>Wood Finish</p> <p>NAT Natural          CHY Cherry          WCH Warm Cherry          MAH Mahogany          ESP Espresso          WLT Weathered Light          WMD Weathered Medium          WGR Weathered Grey          WNT Walnut          DWNT Dark Walnut          999 Custom          001 Black</p> <p>Painted Wood Finish</p> <p>P1 Painted Back          P2* Painted Seat &amp; Back</p> <p>7006 White          7044 Stone          7035 Light Grey          7012 Dark Grey          8012 Dark Red          3016 Light Red          1032 Yellow          6011 Green          6033 Teal          6034 Aqua          5024 Light Blue          5014 Medium Blue          7040 Light Grey Blue</p>	<p>Laser Engraving</p> <p>Glide / Caster Style</p> <p>PG Plastic Glide(Std)          MG Metal Glide          FG Felt Glide          RS Rubber Sleeve</p> <p>Frame Finish</p> <p>Standard Powder Coat Finishes</p> <p>CHR Chrome          SCR Soft Chrome          BLK Black Matte          WHT White          LBNZ Light Bronze          MBNZ Medium Bronze          DBNZ Dark Bronze          GMTL Gunmetal          BRS Brass</p> <p>Premium Powder Coat Finishes</p> <p>STN Stone          LGB Light Grey Blue          DGY Dark Grey          LBL Light Blue          AQU Aqua          GRN Green          YLW Yellow          LRD Light Red</p>
---	---	--

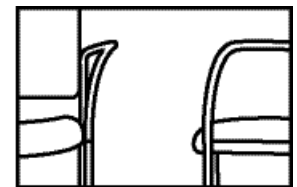
\*P2 for standard Cache chairs and stools only. Not available on Cache 19 and Cache Bariatric

## Features

- Three Back Shapes—Cache In, Out, or Straight
- Seat and Back, Fully Upholstered, All Wood or Combination
- Eleven Standard Wood Finishes and Thirteen Standard Painted Wood Finishes
- Wood Backs Solid as Standard. Perforations on Cache Out or Line Cut on Cache In available.
- Frame Finish options are Chrome, Eight Standard Powder Coat Finishes and Eight Premium Powder Coat Finishes
- Cache and Straight Arm style options in both Black and Grey
- CAL117-2013 Standard, CAL133 Optional
- Meets ANSI/BIFMA Standards
- GREENGUARD Certified
- Lifetime Limited Warranty



Straight Arm



Cache Arm

## Dimensions

### Cache In -Cache Out

#### CH24 Stool

Seat	18.5D x 17.5W x 24H
Back	15H x 17.5W
Overall Size	22.5W x 22.5D x 39H
	19.5W armless
	22.75W straight arm style

#### STL30 Stool

Seat	18.5D x 17.5W x 30H
Back	15H x 17.5W
Overall Size	22.5W x 22.5D x 45H
	19.5W armless
	22.75W straight arm style

### Cache Straight

#### CH24 Stool

Seat	18.5D x 17.5W x 24H
Back	11.25H x 17.5W
Overall Size	22.5W x 22.5D x 35.25H
	19.5W armless
	22.75W straight arm style

#### STL30 Stool

Seat	18.5D x 17.5W x 30H
Back	11.25H x 17.5W
Overall Size	22.5W x 22.5D x 41.25H
	19.5W armless
	22.75W straight arm style

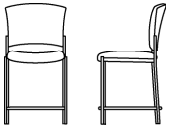
COM	Fully Upholstered	1.2 yards
	Seats Only	.8yds per 2 seats
	Backs Only	.6 yds per one back
COL	Fully Upholstered	20 sqft
	Seats Only	7 sqft

## Option Pricing

SCR	Soft Chrome Powder Coat Frame Finish (Same as BLK Price)	N/C
	Standard Powder Coat Finish Options -	
	Specify Finish Option From Above - Upcharge Over Black	\$80
	Premium Powder Coat Finish Options -	
	Specify Finish Option From Above - Upcharge Over Black	\$80
PPC	Premium Powder Coat Finish Upcharge - Net Charge Per Color Per Order	\$200 NET
P1	Painted Wood Finish For Painted Back - Specify Paint Color Number From Above	\$40
P2	Painted Wood Finish For Seat and Back - Specify Paint Color Number From Above	\$75
F1	CAL 133 Compliance, Seat Only	\$50
F2	CAL 133 Compliance, Seat and Back	\$60
ENG	Laser Engraving	\$40
RS	Rubber Sleeves	\$15
MG	Metal Glides	\$20
FG	Felt Glides	\$20
XFS	1/2" Extra Foam For Seat	\$30
999	Custom Wood Finish Option - Set Up Fee	\$225 NET
Perf	Perforations on Cache Out Wood back	N/C
LC	Line Cut on Cache In wood Back	N/C

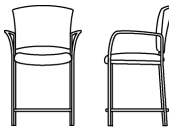
# CACHE IN STOOL

COM/Grade A Grade B Grade C Grade D Grade E Grade F Grade G Grade H Leather COL



Stool Armless  
Cache In  
24 in. Seat Height  
Non-stacking

761-CH24-NA-BLK	Fully Upholstered	760	790	840	855	890	965	1035	1105	1230	830
762-CH24-NA-BLK	Finished Wood	755									
763-CH24-NA-BLK	Upholstered Seat/Wood Back	790	805	840	850	870	930	975	1020	1115	830
764-CH24-NA-BLK	Uph Seat/Wood Back w/Uph Pad	895	910	955	960	980	1040	1075	1125	1225	940
761-CH24-NA-CHR	Fully Upholstered	850	875	925	935	975	1050	1120	1185	1315	920
762-CH24-NA-CHR	Finished Wood	845									
763-CH24-NA-CHR	Upholstered Seat/Wood Back	870	895	925	935	965	1010	1060	1105	1205	920
764-CH24-NA-CHR	Uph Seat/Wood Back w/Uph Pad	975	995	1035	1045	1065	1120	1170	1210	1305	1025

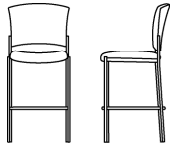


Stool with Arms  
Cache In  
24 in. Seat Height  
Non-stacking

761-CH24-WA-BLK	Fully Upholstered	835	865	915	930	965	1045	1110	1175	1305	905
762-CH24-WA-BLK	Finished Wood	830									
763-CH24-WA-BLK	Upholstered Seat/Wood Back	860	875	915	925	945	1000	1045	1095	1185	905
764-CH24-WA-BLK	Uph Seat/Wood Back w/Uph Pad	965	980	1025	1030	1055	1110	1155	1195	1295	1010
761-CH24-WA-CHR	Fully Upholstered	925	945	995	1020	1050	1125	1195	1265	1390	990
762-CH24-WA-CHR	Finished Wood	910									
763-CH24-WA-CHR	Upholstered Seat/Wood Back	940	965	995	1010	1035	1080	1130	1175	1275	990
764-CH24-WA-CHR	Uph Seat/Wood Back w/Uph Pad	1045	1070	1105	1115	1140	1195	1240	1280	1380	1095

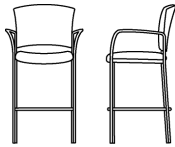
# CACHE IN STOOL

COM/Grade A Grade B Grade C Grade D Grade E Grade F Grade G Grade H Leather COL



Stool Armless  
Cache In  
30 in. Seat Height  
Non-stacking

761-STL30-NA-BLK	Fully Upholstered	760	790	840	855	890	965	1035	1105	1230	830
762-STL30-NA-BLK	Finished Wood	755									
763-STL30-NA-BLK	Upholstered Seat/Wood Back	790	805	840	850	870	930	975	1020	1115	830
764-STL30-NA-BLK	Uph Seat /Wood Back w/Uph Pad	895	910	955	960	980	1040	1075	1125	1225	940
761-STL30-NA-CHR	Fully Upholstered	850	875	925	935	975	1050	1120	1185	1315	920
762-STL30-NA-CHR	Finished Wood	845									
763-STL30-NA-CHR	Upholstered Seat/Wood Back	870	895	925	935	965	1010	1060	1105	1205	920
764-STL30-NA-CHR	Uph Seat/Wood Back w/Uph Pad	975	995	1035	1045	1065	1120	1170	1210	1305	1025

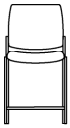


Stool with Arms  
Cache In  
30 in. Seat Height  
Non-stacking

761-STL30-WA-BLK	Fully Upholstered	835									
762-STL30-WA-BLK	Finished Wood	830									
763-STL30-WA-BLK	Upholstered Seat/Wood Back	860	875	915	925	945	1000	1045	1095	1185	905
764-STL30-WA-BLK	Uph Seat/Wood Back w/Uph Pad	965	980	1025	1030	1055	1110	1155	1195	1295	1010
761-STL30-WA-CHR	Fully Upholstered	925	945	995	1020	1050	1125	1195	1265	1390	990
762-STL30-WA-CHR	Finished Wood	910									
763-STL30-WA-CHR	Upholstered Seat/Wood Back	940	965	995	1010	1035	1080	1130	1175	1275	990
764-STL30-WA-CHR	Uph Seat/Wood Back w/Uph Pad	1045	1070	1105	1115	1140	1195	1240	1280	1380	1095

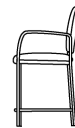
# CACHE OUT STOOL

COM/Grade A Grade B Grade C Grade D Grade E Grade F Grade G Grade H Leather COL



Stool Armless  
Cache Out  
24 in. Seat Height  
Non-stacking

765-CH24-NA-BLK	Fully Upholstered	760	790	840	855	890	965	1035	1105	1230	830
766-CH24-NA-BLK	Finished Wood	755									
767-CH24-NA-BLK	Upholstered Seat/Wood Back	790	805	840	850	870	930	975	1020	1115	830
768-CH24-NA-BLK	Uph Seat/Wood Back w/Uph Pad	895	910	955	960	980	1040	1075	1125	1225	940
765-CH24-NA-CHR	Fully Upholstered	850	875	925	935	975	1050	1120	1185	1315	920
766-CH24-NA-CHR	Finished Wood	845									
767-CH24-NA-CHR	Upholstered Seat/Wood Back	870	895	925	935	965	1010	1060	1105	1205	920
768-CH24-NA-CHR	Uph Sea/Wood Back w/Uph Pad	975	995	1035	1045	1065	1120	1170	1210	1305	1025

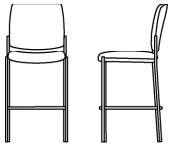


Stool with Arms  
Cache Out  
24 in. Seat Height  
Non-stacking

765-CH24-WA-BLK	Fully Upholstered	835	865	915	930	965	1045	1110	1175	1305	905
766-CH24-WA-BLK	Finished Wood	830									
767-CH24-WA-BLK	Upholstered Seat/Wood Back	860	875	915	925	945	1000	1045	1095	1185	905
768-CH24-WA-BLK	Uph Seat/Wood Back w/Uph Pad	965	980	1025	1030	1055	1110	1155	1195	1295	1010
765-CH24-WA-CHR	Fully Upholstered	925	945	995	1020	1050	1125	1195	1265	1390	990
766-CH24-WA-CHR	Finished Wood	910									
767-CH24-WA-CHR	Upholstered Seat/Wood Back	940	965	995	1010	1035	1080	1130	1175	1275	990
768-CH24-WA-CHR	Uph Sea /Wood Back w/Uph Pad	1045	1070	1105	1115	1140	1195	1240	1280	1380	1095

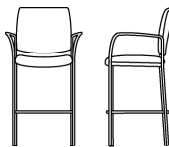
# CACHE OUT STOOL

COM/Grade A Grade B Grade C Grade D Grade E Grade F Grade G Grade H Leather COL



Stool Armless  
Cache Out  
30 in. Seat Height  
Non-stacking

765-STL30-NA-BLK	Fully Upholstered	760	790	840	855	890	965	1035	1105	1230	830
766-STL30-NA-BLK	Finished Wood	755									
767-STL30-NA-BLK	Upholstered Seat/Wood Back	790	805	840	850	870	930	975	1020	1115	830
768-STL30-NA-BLK	Uph Seat/Wood Back w/Uph Pad	895	910	955	960	980	1040	1075	1125	1225	940
765-STL30-NA-CHR	Fully Upholstered	850	875	925	935	975	1050	1120	1185	1315	920
766-STL30-NA-CHR	Finished Wood	845									
767-STL30-NA-CHR	Upholstered Seat/Wood Back	870	895	925	935	965	1010	1060	1105	1205	920
768-STL30-NA-CHR	Uph Seat/Wood Back w/Uph Pad	975	995	1035	1045	1065	1120	1170	1210	1305	1025

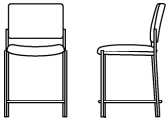


Stool with Arms  
Cache Out  
30 in. Seat Height  
Non-stacking

765-STL30-WA-BLK	Fully Upholstered	835	865	915	930	965	1045	1110	1175	1305	905
766-STL30-WA-BLK	Finished Wood	830									
767-STL30-WA-BLK	Upholstered Seat/Wood Back	860	875	915	925	945	1000	1045	1095	1185	905
768-STL30-WA-BLK	Uph Seat/Wood Back w/Uph Pad	965	980	1025	1030	1055	1110	1155	1195	1295	1010
765-STL30-WA-CHR	Fully Upholstered	925	945	995	1020	1050	1125	1195	1265	1390	990
766-STL30-WA-CHR	Finished Wood	910									
767-STL30-WA-CHR	Upholstered Seat/Wood Back	940	965	995	1010	1035	1080	1130	1175	1275	990
768-STL30-WA-CHR	Uph Seat/Wood Back w/Uph Pad	1045	1070	1105	1115	1140	1195	1240	1280	1380	1095

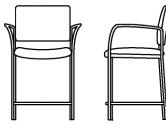
# CACHE STRAIGHT STOOL

COM/Grade A Grade B Grade C Grade D Grade E Grade F Grade G Grade H Leather COL



Stool Armless  
Cache Straight  
24 in. Seat Height  
Non-stacking

780-CH24-NA-BLK	Fully Upholstered	760	790	840	855	890	965	1035	1105	1230	830
781-CH24-NA-BLK	Finished Wood	755									
782-CH24-NA-BLK	Upholstered Seat/Wood Back	790	805	840	850	870	930	975	1020	1115	830
783-CH24-NA-BLK	Uph Seat / Wood Back w/Uph Pad	895	910	955	960	980	1040	1075	1125	1225	940
780-CH24-NA-CHR	Fully Upholstered	850	875	925	935	975	1050	1120	1185	1315	920
781-CH24-NA-CHR	Finished Wood	845									
782-CH24-NA-CHR	Upholstered Seat/Wood Back	870	895	925	935	965	1010	1060	1105	1205	920
783-CH24-NA-CHR	Uph Seat / Wood Back w/Uph Pad	975	995	1035	1045	1065	1120	1170	1210	1305	1025



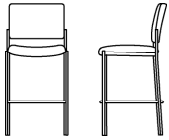
Stool with Arms  
Cache Straight  
24 in. Seat Height  
Non-stacking

780-CH24-WA-BLK	Fully Upholstered	835	865	915	930	965	1045	1110	1175	1305	905
781-CH24-WA-BLK	Finished Wood	830									
782-CH24-WA-BLK	Upholstered Seat/Wood Back	860	875	915	925	945	1000	1045	1095	1185	905
783-CH24-WA-BLK	Uph Seat / Wood Back w/Uph Pad	965	980	1025	1030	1055	1110	1155	1195	1295	1010
780-CH24-WA-CHR	Fully Upholstered	925	945	995	1020	1050	1125	1195	1265	1390	990
781-CH24-WA-CHR	Finished Wood	910									
782-CH24-WA-CHR	Upholstered Seat/Wood Back	940	965	995	1010	1035	1080	1130	1175	1275	990
783-CH24-WA-CHR	Uph Seat / Wood Back w/Uph Pad	1045	1070	1105	1115	1140	1195	1240	1280	1380	1095



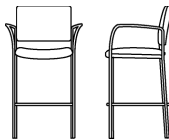
# CACHE STRAIGHT STOOL

COM/Grade A Grade B Grade C Grade D Grade E Grade F Grade G Grade H Leather COL



Stool Armless  
Cache Straight  
30 in. Seat Height  
Non-stacking

780-STL30-NA-BLK	Fully Upholstered	760	790	840	855	890	965	1035	1105	1230	830
781-STL30-NA-BLK	Finished Wood	755									
782-STL30-NA-BLK	Upholstered Seat/Wood Back	790	805	840	850	870	930	975	1020	1115	830
783-STL30-NA-BLK	Uph Seat / Wood Back w/Uph Pad	895	910	955	960	980	1040	1075	1125	1225	940
780-STL30-NA-CHR	Fully Upholstered	850	875	925	935	975	1050	1120	1185	1315	920
781-STL30-NA-CHR	Finished Wood	845									
782-STL30-NA-CHR	Upholstered Seat/Wood Back	870	895	925	935	965	1010	1060	1105	1205	920
783-STL30-NA-CHR	Uph Seat / Wood Back w/Uph Pad	975	995	1035	1045	1065	1120	1170	1210	1305	1025

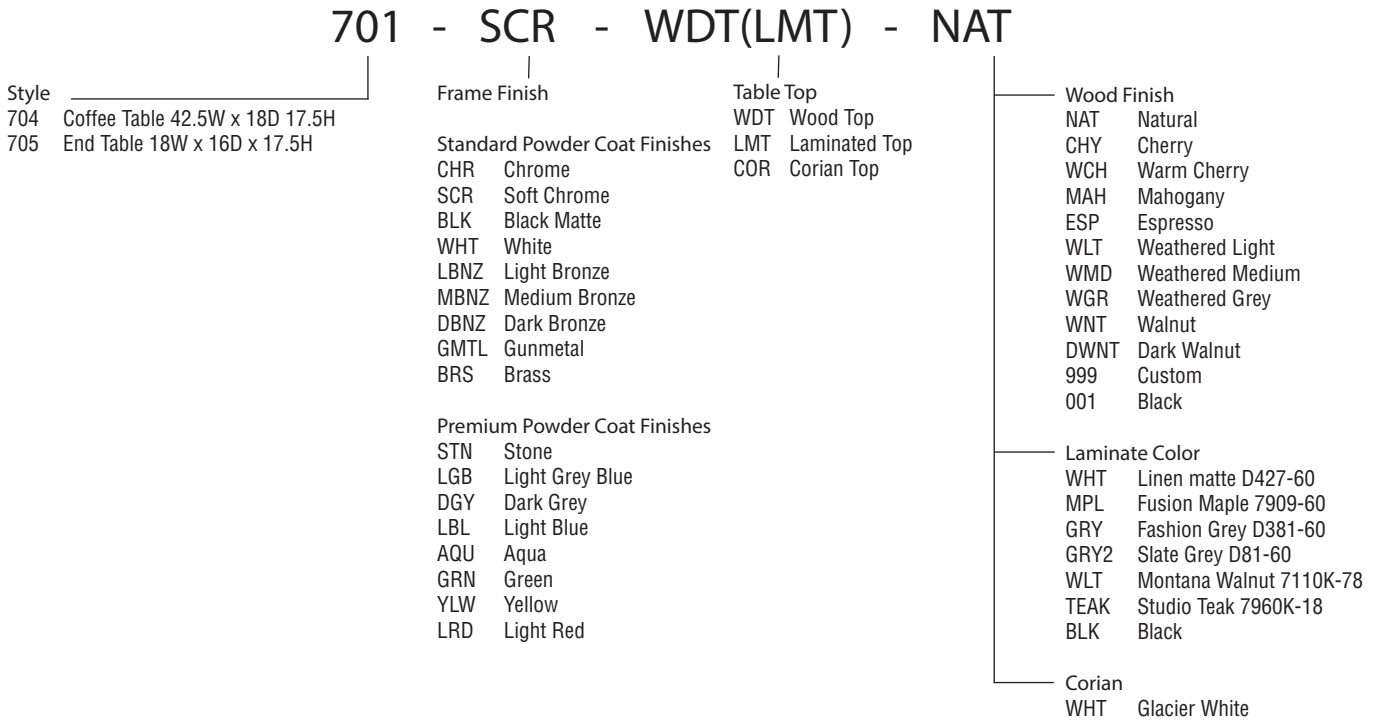


Stool with Arms  
Cache Straight  
30 in. Seat Height  
Non-stacking

780-STL30-WA-BLK	Fully Upholstered	835	865	915	930	965	1045	1110	1175	1305	905
781-STL30-WA-BLK	Finished Wood	830									
782-STL30-WA-BLK	Upholstered Seat/Wood Back	860	875	915	925	945	1000	1045	1095	1185	905
783-STL30-WA-BLK	Uph Seat / Wood Back w/Uph Pad	965	980	1025	1030	1055	1110	1155	1195	1295	1010
780-STL30-WA-CHR	Fully Upholstered	925	945	995	1020	1050	1125	1195	1265	1390	990
781-STL30-WA-CHR	Finished Wood	910									
782-STL30-WA-CHR	Upholstered Seat/Wood Back	940	965	995	1010	1035	1080	1130	1175	1275	990
783-STL30-WA-CHR	Uph Seat / Wood Back w/Uph Pad	1045	1070	1105	1115	1140	1195	1240	1280	1380	1095

# CACHE TABLES

## How to Build a Cache Table Number



## Features

Table Tops in Wood, Laminate or Corian

Eleven Standard Wood Finishes, Seven Standard Wilsonart Laminate Options or Glacier White Corian Top Options

Four Leg Metal Base Available in CHR Chrome, Eight Standard Powder Coat Finish Options, or Eight Premium Powder Coat Finishes

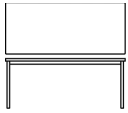
Lifetime Limited Warranty

## Option Pricing

SCR	Soft Chrome Powder Coat Frame Finish (Same as BLK Price)	N/C
	Standard Powder Coat Finish Options -	
	Specify Finish Option From Above - Upcharge Over Black	\$80
	Premium Powder Coat Finish Options -	
	Specify Finish Option From Above - Upcharge Over Black	\$80
PPC	Premium Powder Coat Finish Upcharge -	
	Net Charge Per Color Per Order	\$200 NET
999	Custom Wood Finish Option - Set Up Fee	\$225 NET

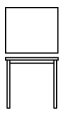
# CACHE TABLES

COM/Grade A Grade B Grade C Grade D Grade E Grade F Grade G Grade H Leather COL



Coffee Table  
42.5 x 18 x 17.5H  
Freestanding

704-BLK-LMT	Coffee Table, BLK Laminate	630
704-BLK-WDT	Coffee Table, BLK, Wood	645
704-BLK-COR	Coffee Table, SCR, Corian	2485
704-CHR-LMT	Coffee Table, BLK, Laminate	730
704-CHR-WDT	Coffee Table, CHR, Wood	750
704-CHR-COR	Coffee Table, CHR, Corian	2615



End Table  
18W x 16D x 17.5H  
Freestanding

705-BLK-LMT	End Table, BLK Laminate	445
705-BLK-WDT	End Table, BLK, Wood	440
705-BLK-COR	End Table, BLK, Corian	1440
705-CHR-LMT	End Table, CHR, Laminate	535
705-CHR-WDT	End Table, CHR, Wood	530
705-CHR-COR	End Table, CHR, Corian	1535

### **PRICES**

All published prices are recommended retail prices. Applicable sales taxes are additional. Prices are subject to change without notice.

### **PAYMENT TERMS**

Net 30 days, with established credit. Until credit is approved, a fifty percent deposit must be sent with the order, the balance is due prior to shipment. Deposits are non-refundable in the event of cancellation. If deposit has been placed on original order, applicable cancellation charges to be deducted from the deposit amount. Remainder of deposit will be held in the form of a credit for future orders.

### **FREIGHT POLICY**

All orders are FOB Destination.

Orders under \$7500 net will incur a minimum freight charge of \$225.

Orders over \$7500 net will be charged the standard 3% of net freight fee.

These fees are applicable for any shipment being made within the contiguous U.S.

Source International reserves the right to select method of shipment and carrier.

### **CONCEALED DAMAGE**

If products are received damaged, a written exception should be made on the bill of lading and an immediate inspection be requested of the carrier. Concealed damage must be reported to the carrier within the specific carrier's predetermined timeline. Failure to make claims shall constitute acceptance of the products and waiver any claims of defects, errors or shortages.

### **RETURNS AND ALLOWANCES**

All product is made to order. No merchandise may be returned without a return authorization and shipping instructions. No credit or allowance will be given for repairs to defective materials unless Source International has given authority to make such repairs.

### **ORDER ENTRY**

All orders must be submitted in writing. Email to [cr@sourceinternationaldesign.com](mailto:cr@sourceinternationaldesign.com) or Fax to 508-842-1838.

### **ACKNOWLEDGEMENTS**

All orders will be acknowledged in writing. Orders will be manufactured based on the written acknowledgement. It is the customer's responsibility to review each acknowledgement and communicate with the factory if there are errors within 48 hours.

### **CANCELLATIONS**

Any changes or cancellation may result in charges if materials have entered into production. If an order is cancelled while in production, a cancellation fee will be applied based on the status of order at time of cancellation.

### **FABRICS**

Not all graded in fabrics are approved for all product lines. Send memo samples for approval to:  
Source International 17 Gilmore Dr, Sutton, MA 01590.

Please tag memo samples with:

The product the fabric is being reviewed for, and your contact information

### **Graded In Partners**

We are proud to offer graded in fabric programs with the following companies:

Anzea

Architex

Camira

CF Stinson

Camira

DesignTex

Knoll

Maharam

Mayer

Momentum

Ultrafabrics

### **Customer's Own Material**

C.O.M. fabric must be approved prior to acceptance of the order. The material must be provided in 54" wide continuous yardage. All fabric will be directionally cut straight off the bolt unless otherwise specified. A C.O.M. form must be filled out and submitted along with purchase order. Yardage requirements listed are for small patterns or plain materials. The material must be shipped to the factory prepaid and with proper reference to the order. Source International is not responsible for appearance, performance or durability of C.O.M

### **LEATHER**

Leather Prices published in this price list are for our stock leather "MAMMUT" by Wollsdorf Leather in the following colors:

25599 Black

25519 Pewter

35062 Charcoal

Additional leather colors in the Mammut line can be quoted. All other leathers will be priced as COL.