

# PORTRAIT

**SWIVEL    TASK    GUEST**

Price List Effective January 2024

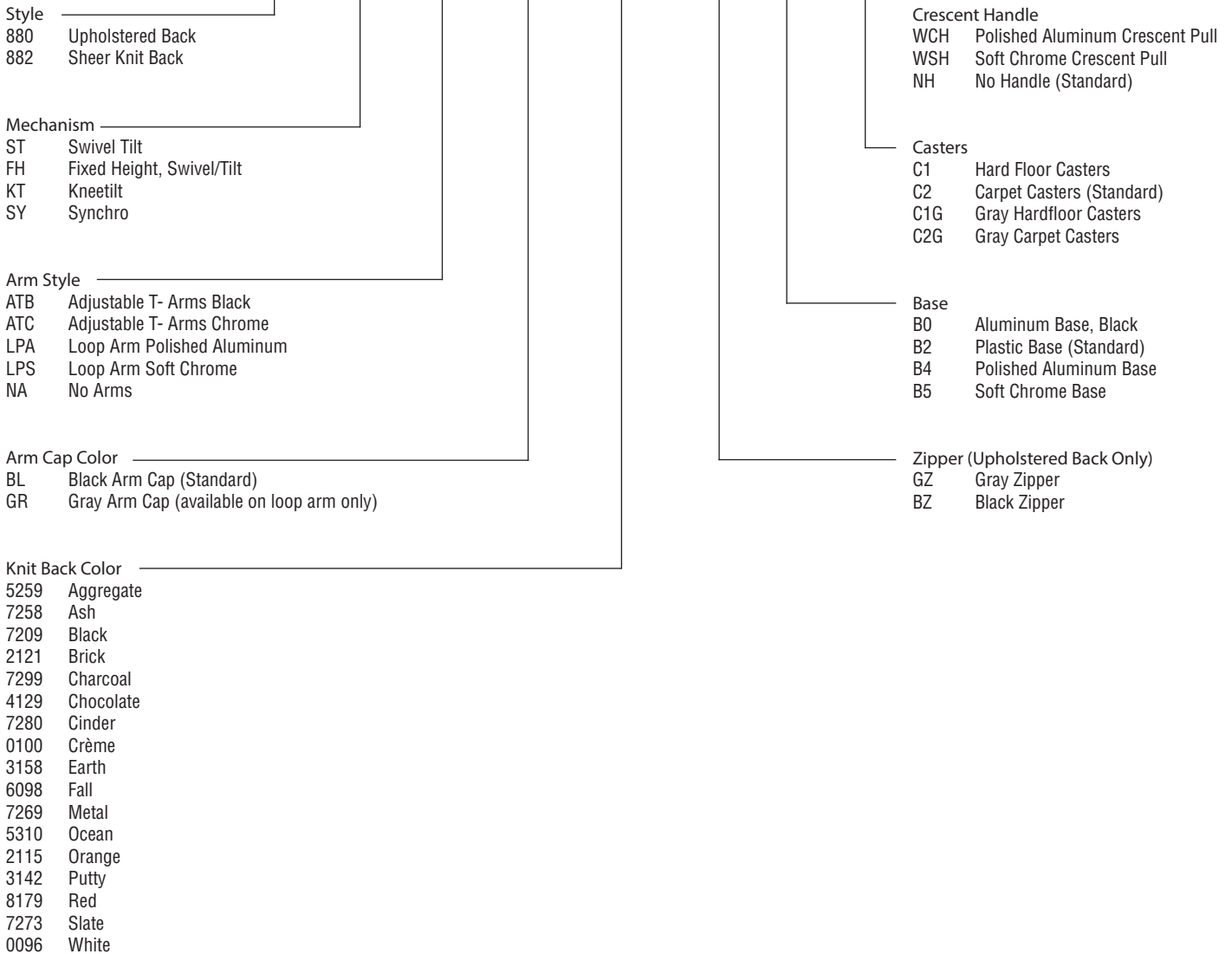


SOURCE

# PORTRAIT

## How to Build a Portrait Product Number

880 - ST - ATB - BL - 7273 - GZ - B2 - C2 - NH



## Features

Two Back Styles  
 Partially Exposed Zipper on Fully Upholstered Back. Please Select either Gray or Black Zipper  
 Four Mechanism Choices  
 Meets ANSI/BIFMA Standards  
 GREENGUARD Certified  
 CAL 117 standard CAL 133 optional  
 Lifetime Limited Warranty

The use of a Back Guard is strongly recommended if the chair will be in an environment where the back will be in contact with objects such as work surfaces, chair rails, file cabinets etc.

## Dimensions

### 880 Upholstered Back Chair

Seat	19.5"D x 19.5"W
Seat Height	17" - 20"
Back	18"W x 22"H
Overall Size	24.5"W x 24.5"D x 39" - 43"H
COM	1.8 Yard
COL	33 sqft.

### 882 Sheer Knit Back Chair

Seat	19.5"D x 19.5"W
Seat Height	17" - 20"
Back	18"W x 22"H
Overall Size	24.5"W x 24.5"D x 39" - 43"H
COM	1 Yard
COL	18 sqft.


## Option Pricing

WCH	Polished Aluminum Crescent Handle	\$80
WSH	Soft Chrome Crescent Handle	\$80
GZ	Gray Zipper	N/C
BZ	Black Zipper	N/C
BG	Back Guard Option	\$25
C1	Hard Floor Caster, Black	\$35
C2	Carpet Caster, Black	N/C
C2G	Carpet Caster, Grey	N/C
B0	Black Aluminum Base	\$75
B2	Black Plastic Base	N/C
B4	Polished Aluminum Base	\$135
B5	Soft Chrome Finished Base	\$90
F1	CAL 133 Compliance, Seat Only	\$50
F2	CAL 133 Compliance, Seat and Back	\$65
M1	Seat Slider (Works with SY Mechanism only)	\$75
CCYL	Chrome Cylinder	\$30
UPH	Upholstered Arm Caps* (Only on Loop Arm)	\$95

\*Upholstered Arm Caps subject to damage from adjacent surface edges and not covered by Source warranty.


# PORTRAIT

COM/  
Grade A    Grade B    Grade C    Grade D    Grade E    Grade F    Grade G    Grade H    Leather    COL



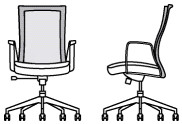
Portrait Upholstered Back

880-ST-NA-B2-C2	Swivel/Tilt, No Arms	1170	1225	1295	1320	1375	1495	1600	1710	1980	1285
880-ST-ATB-BL-B2-C2	Swivel/Tilt, Adjustable Arms Black	1330	1375	1450	1480	1540	1655	1760	1870	2145	1440
880-ST-ATC-BL-B2-C2	Swivel/Tilt, Adjustable Arms Chrome	1335	1380	1460	1485	1540	1660	1765	1875	2145	1445
880-ST-LPA(S)-BL-B2-C2	Swivel/Tilt, Alum. Arms, Black Cap	1450	1500	1570	1600	1655	1770	1880	1985	2250	1555
880-ST-LPA(S)-GR-B2-C2	Swivel/Tilt, Alum. Arms, Gray Cap	1450	1500	1570	1600	1655	1770	1880	1985	2250	1555




Portrait Upholstered Back

880-FH-NA-B2-C2	Fixed Height, No Arms	1170	1225	1295	1320	1375	1495	1600	1710	1980	1285
880-FH-ATB-BL-B2-C2	Fixed Height, Adjustable Arms Black	1330	1375	1450	1480	1540	1655	1760	1870	2145	1440
880-FH-ATC-BL-B2-C2	Fixed Height, Adjustable Arms Chrome	1335	1380	1460	1485	1540	1660	1765	1875	2145	1445
880-FH-LPA(S)-BL-B2-C2	Swivel/Tilt, Alum. Arms, Black Cap	1450	1500	1570	1600	1655	1770	1880	1985	2250	1555
880-FH-LPA(S)-GR-B2-C2	Swivel/Tilt, Alum. Arms, Gray Cap	1450	1500	1570	1600	1655	1770	1880	1985	2250	1555



Portrait Sheer Knit Back

882-ST-NA-B2-C2	Swivel/Tilt, No Arms	1145	1165	1200	1230	1255	1325	1390	1450	1585	1190
882-ST-ATB-BL-B2-C2	Swivel/Tilt, Adjustable Arms Black	1230	1255	1300	1315	1345	1420	1475	1540	1675	1290
882-ST-ATC-BL-B2-C2	Swivel/Tilt, Adjustable Arms Chrome	1235	1255	1305	1320	1355	1420	1480	1540	1680	1295
882-ST-LPA(S)-BL-B2-C2	Swivel/Tilt, Alum. Arms, Black Cap	1320	1345	1385	1405	1435	1510	1570	1630	1760	1375
882-ST-LPA(S)-GR-B2-C2	Swivel/Tilt, Alum. Arms, Gray Cap	1320	1345	1385	1405	1435	1510	1570	1630	1760	1375




Portrait Sheer Knit Back

882-FH-NA-B2-C2	Fixed Height, No Arms	1080	1105	1145	1165	1190	1260	1320	1380	1525	1130
882-FH-ATB-BL-B2-C2	Fixed Height, Adjustable Arms Black	1230	1255	1300	1315	1345	1420	1475	1540	1675	1290
882-FH-ATC-BL-B2-C2	Fixed Height, Adjustable Arms Chrome	1235	1255	1305	1320	1355	1420	1480	1540	1680	1295
882-FH-LPA(S)-BL-B2-C2	Swivel/Tilt, Alum. Arms, Black Cap	1320	1345	1385	1405	1435	1510	1570	1630	1760	1375
882-FH-LPA(S)-GR-B2-C2	Swivel/Tilt, Alum. Arms, Gray Cap	1320	1345	1385	1405	1435	1510	1570	1630	1760	1375


# PORTRAIT

COM/ Grade A Grade B Grade C Grade D Grade E Grade F Grade G Grade H Leather COL




## Portrait Upholstered Back

880-KT-NA-B2-C2	Knee/Tilt, No Arms	1285	1325	1400	1435	1480	1600	1710	1815	2090	1385
880-KT-ATB-BL-B2-C2	Knee/Tilt, Adjustable Arms Black	1420	1465	1545	1570	1620	1750	1860	1965	2230	1530
880-KT-ATC-BL-B2-C2	Knee/Tilt, Adjustable Arms Chrome	1430	1470	1550	1575	1630	1755	1865	1970	2235	1535
880-KT-LPA(S)-BL-B2-C2	Knee/Tilt, Alum. Arms, Black Cap	1540	1585	1665	1690	1745	1870	1975	2085	2350	1650
880-KT-LPA(S)-GR-B2-C2	Knee/Tilt, Alum. Arms, Gray Cap	1540	1585	1665	1690	1745	1870	1975	2085	2350	1650




## Portrait Upholstered Back

880-SY-NA-B2-C2	Synchro, No Arms	1285	1330	1405	1435	1485	1610	1715	1820	2095	1390
880-SY-ATB-BL-B2-C2	Synchro, Adjustable Arms Black	1445	1485	1560	1595	1650	1765	1875	1980	2245	1550
880-SY-ATC-BL-B2-C2	Synchro, Adjustable Arms Chrome	1450	1495	1570	1600	1655	1770	1880	1985	2250	1555
880-SY-LPA(S)-BL-B2-C2	Synchro, Alum. Arms, Black Cap	1560	1600	1680	1715	1770	1885	2000	2100	2370	1665
880-SY-LPA(S)-GR-B2-C2	Synchro, Alum. Arms, Gray Cap	1560	1600	1680	1715	1770	1885	2000	2100	2370	1665



## Portrait Sheer Knit Back

882-KT-NA-B2-C2	Knee/Tilt, No Arms	1290	1315	1365	1375	1405	1475	1540	1595	1740	1355
882-KT-ATB-BL-B2-C2	Knee/Tilt, Adjustable Arms Black	1380	1410	1460	1470	1500	1580	1640	1690	1830	1445
882-KT-ATC-BL-B2-C2	Knee/Tilt, Adjustable Arms Chrome	1385	1420	1465	1475	1505	1585	1640	1695	1840	1450
882-KT-LPA(S)-BL-B2-C2	Knee/Tilt, Alum. Arms, Black Cap	1400	1435	1480	1495	1530	1595	1660	1715	1860	1465
882-KT-LPA(S)-GR-B2-C2	Knee/Tilt, Alum. Arms, Gray Cap	1400	1435	1480	1495	1530	1595	1660	1715	1860	1465



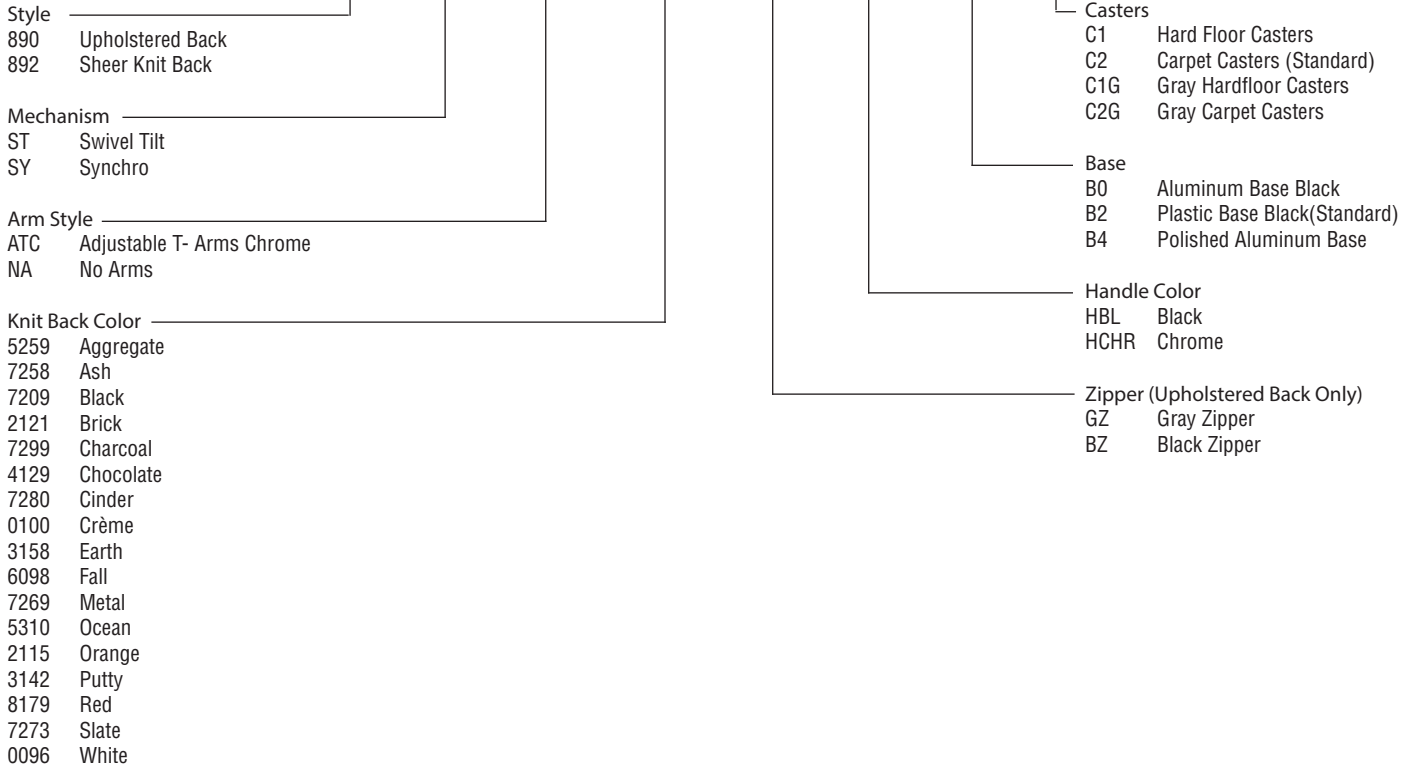
## Portrait Sheer Knit Back

882-SY-NA-B2-C2	Synchro, No Arms	1170	1195	1245	1260	1295	1365	1420	1480	1615	1235
882-SY-ATB-BL-B2-C2	Synchro, Adjustable Arms Black	1325	1355	1400	1420	1445	1525	1580	1645	1780	1385
882-SY-ATC-BL-B2-C2	Synchro, Adjustable Arms Chrome	1330	1365	1405	1430	1450	1530	1585	1645	1785	1390
882-SY-LPA(S)-BL-B2-C2	Synchro, Alum. Arms, Black Cap	1435	1460	1505	1530	1555	1630	1690	1810	1880	1495
882-SY-LPA(S)-GR-B2-C2	Synchro, Alum. Arms, Gray Cap	1435	1460	1505	1530	1555	1630	1690	1810	1880	1495

# PORTRAIT TASK

## How to Build a Portrait Task Product Number

890 - ST - ATB - 7299 - BZ - HBL - B2 - C2



## Features

- Self Conforming Lumbar Support
- Pneumatic Seat Height Adjustment
- Waterfall Front Seat Edge
- Polyurethane Arm Caps in Black
- Pivoting Arm Cap
- Hooded Dual Wheel Casters
- Top Handle for Mobility Convenience in Black or Chrome
- GREENGUARD Certified
- Meets ANSI BIFMA Standards
- CAL 117 Standard CAL 133 Optional

## Dimensions

Seat	19.75"D x 18.75"W x 15-19.5"H
Back	18"W x 20.5"H
Overall Size	26"D x 27"W x 35.5-40"H
COM	1.5 Yards Upholstered 1 Yard Knit Back
COL	27 sq. ft. Upholstered 18 sq. ft. Knit Back

# PORTRAIT TASK

## Option Pricing

NA	No Arm Option	Deduct \$50
C1	Hard Floor Caster, Black	\$35
C2G	Carpet Caster, Grey	N/C
C3	Plastic Glide Caster Replacement	\$45
B0	Black Aluminum Base	\$65
B4	Polished Aluminum Base	\$135
F1	CAL 133 Compliance, Seat Only	\$50
F2	CAL 133 Compliance, Seat and Back	\$65
BG	Back Guard Option	\$25
M1	Seat Slider (Works with SY Mechanism only)	\$75
HBL	Black Handle	Standard
HCHR	Chrome Handle	N/C

COM/Grade A    Grade B    Grade C    Grade D    Grade E    Grade F    Grade G    Grade H    Leather    COL



### Portrait Task Upholstered Back

890-ST-ATC-B2-C2	Swivel Tilt	1230	1250	1275	1365	1410	1540	1640	1725	1920	1260
890-SY-ATC-B2-C2	Synchro Tilt	1295	1320	1345	1435	1465	1610	1700	1795	1985	1300



### Portrait Task Knit Back

892-ST-ATC-B2-C2	Swivel Tilt	1110	1130	1165	1175	1200	1275	1335	1390	1530	1130
892-SY-ATC-B2-C2	Synchro Tilt	1170	1190	1235	1245	1275	1345	1400	1450	1605	1190

# PORTRAIT GUEST

## How to Build a Portrait Guest Product Number

**884 - SCR - BL - 7273 - GZ - F1**

Style	884 Upholstered Back Sled Base Chair				CAL 133 Option
	886 Sheer Knit Back Sled Base Chair				F1 Seat Only
					F2 Seat & Back
Frame Finish	SCR Soft Chrome				Zipper (Upholstered Back Only)
	CHR Bright Chrome				GZ Gray Zipper
					BZ Black Zipper
Arm Cap	BL Black	Knit Back Color	5259 Aggregate		
	GR Gray		7258 Ash		
			7209 Black		
			2121 Brick		
			7299 Charcoal		
			4129 Chocolate		
			7280 Cinder		
			0100 Creme		
			3158 Earth		
			6098 Fall		
			7269 Metal		
			5310 Ocean		
			2115 Orange		
			3142 Putty		
			8179 Red		
			7273 Slate		
			0096 White		

## Features

- Two Back Styles, Fully Upholstered or Sheer Knit
- 17 Knit Back Colors
- Partially Exposed Zipper on Fully Upholstered Back. Please Select Either Gray or Black Zipper
- Cantilevered Sled Base Frame in Two Finish Options, Chrome or Soft Chrome
- Frame Stacks Three High
- Polyurethane Arm Caps, Black or Gray
- CAL 117 Standard, CAL 133 Optional
- GREENGUARD Certified
- Meets ANSI/BIFMA Standards
- Lifetime Limited Warranty

## Dimensions

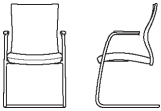
	884 Fully Upholstered Chair		886 Knit Back Chair	
Seat	19.5"D	19.75"W x 18"H	Seat	19.5"D x 19.75"W x 18"H
Back	19"W	18.5"H	Back	19"W x 18.5"H
Overall Size	22.5"D	23.25"W x 35"H	Overall Size	22.5"D x 23.25"W x 35"H
COM	1.6	yards	COM	.8 yards
Option Pricing	COL	29 sqft.	COL	15 sqft.

F1	CAL 133 Compliance, Seat Only	\$50
F2	CAL 133 Compliance, Seat and Back	\$70
NG	No Glide (Anti-Tip)	Deduct \$5



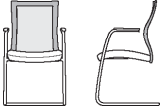
# PORTRAIT GUEST

COM/  
Grade A    Grade B    Grade C    Grade D    Grade E    Grade F    Grade G    Grade H    Leather    COL



Portrait Upholstered Back Guest Chair

884-SCR	1285	1320	1355	1410	1465	1575	1670	1760	1900	1335
884-CHR	1300	1345	1370	1440	1485	1595	1690	1790	1925	1360



Portrait Knit Back Guest Chair

886-SCR	1110	1130	1155	1180	1200	1260	1315	1365	1535	1145
886-CHR	1125	1150	1165	1195	1230	1285	1325	1375	1545	1155

### **PRICES**

All published prices are recommended retail prices. Applicable sales taxes are additional. Prices are subject to change without notice.

### **PAYMENT TERMS**

Net 30 days, with established credit. Until credit is approved, a fifty percent deposit must be sent with the order, the balance is due prior to shipment. Deposits are non-refundable in the event of cancellation. If deposit has been placed on original order, applicable cancellation charges to be deducted from the deposit amount. Remainder of deposit will be held in the form of a credit for future orders.

### **FREIGHT POLICY**

All orders are FOB Destination.

Orders under \$7500 net will incur a minimum freight charge of \$225.

Orders over \$7500 net will be charged the standard 3% of net freight fee.

These fees are applicable for any shipment being made within the contiguous U.S.

Source International reserves the right to select method of shipment and carrier.

### **CONCEALED DAMAGE**

If products are received damaged, a written exception should be made on the bill of lading and an immediate inspection be requested of the carrier. Concealed damage must be reported to the carrier within the specific carrier's predetermined timeline. Failure to make claims shall constitute acceptance of the products and waiver any claims of defects, errors or shortages.

### **RETURNS AND ALLOWANCES**

All product is made to order. No merchandise may be returned without a return authorization and shipping instructions. No credit or allowance will be given for repairs to defective materials unless Source International has given authority to make such repairs.

### **ORDER ENTRY**

All orders must be submitted in writing. Email to [cr@sourceinternationaldesign.com](mailto:cr@sourceinternationaldesign.com) or Fax to 508-842-1838.

### **ACKNOWLEDGEMENTS**

All orders will be acknowledged in writing. Orders will be manufactured based on the written acknowledgement. It is the customer's responsibility to review each acknowledgement and communicate with the factory if there are errors within 48 hours.

### **CANCELLATIONS**

Any changes or cancellation may result in charges if materials have entered into production. If an order is cancelled while in production, a cancellation fee will be applied based on the status of order at time of cancellation.

### **FABRICS**

Not all graded in fabrics are approved for all product lines. Send memo samples for approval to:  
Source International 17 Gilmore Dr, Sutton, MA 01590.

Please tag memo samples with:

The product the fabric is being reviewed for, and your contact information

### **Graded In Partners**

We are proud to offer graded in fabric programs with the following companies:

Anzea

Architex

Camira

CF Stinson

Camira

DesignTex

Knoll

Maharam

Mayer

Momentum

Ultrafabrics

### **Customer's Own Material**

C.O.M. fabric must be approved prior to acceptance of the order. The material must be provided in 54" wide continuous yardage. All fabric will be directionally cut straight off the bolt unless otherwise specified. A C.O.M. form must be filled out and submitted along with purchase order. Yardage requirements listed are for small patterns or plain materials. The material must be shipped to the factory prepaid and with proper reference to the order. Source International is not responsible for appearance, performance or durability of C.O.M

### **LEATHER**

Leather Prices published in this price list are for our stock leather "MAMMUT" by Wollsdorf Leather in the following colors:

25599 Black

25519 Pewter

35062 Charcoal

Additional leather colors in the Mammut line can be quoted. All other leathers will be priced as COL.